

# Information & Communication Technologies

31 August 2014

## At a glance

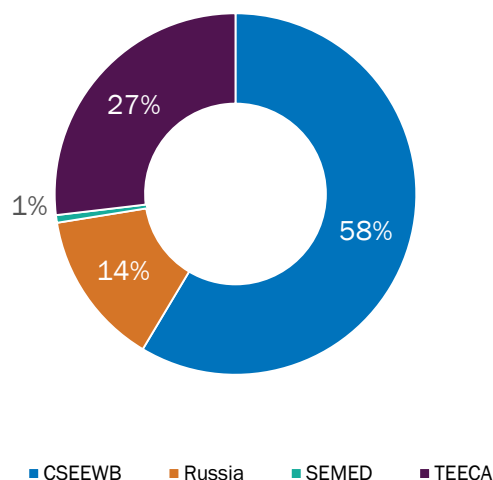
|                                       |                         |
|---------------------------------------|-------------------------|
| Number of operations to date          | <b>156</b>              |
| Net cumulative Bank Investment        | <b>€3,354.9 million</b> |
| Cumulative disbursements              | <b>€3,463.3 million</b> |
| Portfolio                             | <b>€734.1 million</b>   |
| Number of active portfolio operations | <b>44</b>               |
| Operating assets                      | <b>€662.1 million</b>   |
| Private share of portfolio            | <b>100%</b>             |
| Equity share of portfolio             | <b>60%</b>              |
| Number of operations YTD              | <b>6</b>                |
| Bank Investment YTD                   | <b>€102.5 million</b>   |
| Disbursements YTD                     | <b>€319.8 million</b>   |



**European Bank**  
for Reconstruction and Development

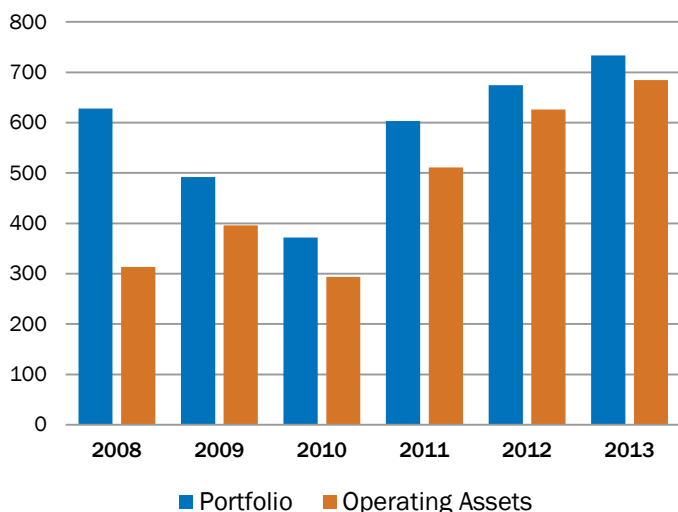
## Portfolio Composition

Share of current portfolio at reported rates



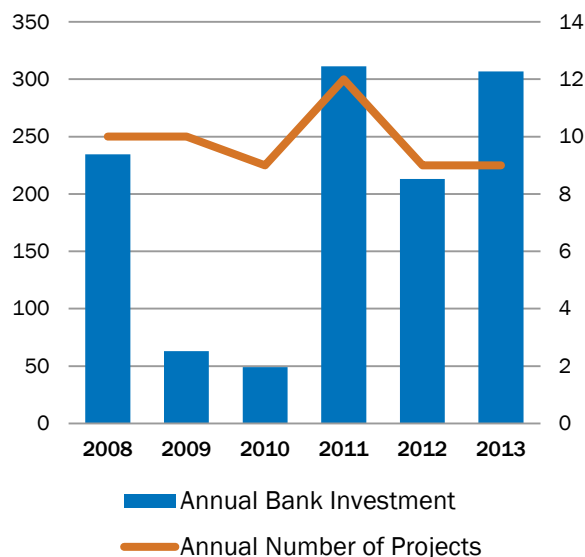
## Portfolio and Operating Assets

€ million at reported rates



## Annual Bank Investment and number of projects

€ million at reported rates



For more information visit  
[www.ebrd.com/ict](http://www.ebrd.com/ict)