

# **ANNUAL PROCUREMENT REVIEW**

**2009**

**Prepared by  
The Procurement Department  
April 2010**



**European Bank**  
**for Reconstruction and Development**

## Executive Summary

This report, prepared by the Procurement Department (PD), reviews public sector procurement contracts signed in 2009, funded by the Bank and procured by the Bank's clients. As in 2008, a section is included on the procurement activities of the Nuclear Safety Department. This report includes the consultancy contracts financed under public sector Bank financing (also included in the report on *Engagement of Consultants* issued by the Consultancy Services Unit (CSU)). It does not cover consultancy contracts for the Bank's own needs, those financed through TC, or those awarded by the Office of the General Counsel.

- In 2009, both the total signed contract value and the number of transactions decreased in comparison to 2008. A total of 75 contracts worth €375.3 million were signed, with EBRD's financing totaling €241.2 million (excluding nuclear safety). This compares with 124 contracts valued at €1,197.9 million in 2008, indicating a 68.7% drop in the total contract value for 2009. The relatively large decrease in the number and value of signed contracts during 2009 in the public sector can to a substantial degree be attributed to the financial crisis. Budget uncertainties, the volatility of both Mosprime and the exchange rate (Russia) and an unusual number of other project related delays all contributed to the relatively few number of contracts signed. The latest Bank's forecasting reports suggest however that public sector contracting activities are resuming to normal and even showing a potential increase.
- Contracts for Transport and Municipal and Environmental Infrastructure projects accounted for €367.3 million, representing 72% of all contracts signed by number and 97.9% of all contracts by value during 2009.
- The total value of contracts resulting from "open" tendering procedures in 2009 was €372.2 million, representing 99.2% of the total contract value.
- 2009 saw a decrease in the level of interest in tendering from countries of operations (2009: 57% of all tenders submitted, 2008: 67.2%).
- Entities from the Bank's countries of operations won 66.7% of all contracts, in total worth €192.5 million (51.3% of the total contract value). This represents a decrease in terms of number of contracts won and in terms of the total contract value compared to 2008 (73.4% and 67.8% respectively).
- The five most successful tendering countries in terms of highest contract value were, in descending order: Austria, Kazakhstan, France, Croatia and Romania, which together won a total of €282.4 million or 75.25% of the total contract value. The six most successful tendering countries in terms of number of contracts were: Bosnia and Herzegovina (20), Austria (8), the Russian Federation (8), Romania (7), Croatia (6) and Germany (6) (fifth place shared by Croatia and Germany).
- In 2009, 61 contracts worth €487.6 million were signed under the six nuclear safety and decommissioning funds managed by the Bank's Nuclear Safety Department. This may be compared with 2008, when 36 contracts worth €53.4 million were signed, indicating a 70% increase in the number of contracts processed and an eight times increase in the total contract value.

## Table of Contents

<b>1. Introduction.....</b>	<b>4</b>
<b>2. Analysis of Public Sector Procurement Data .....</b>	<b>5</b>
2.1 Volume and Nature of Contracts .....	8
2.2 Analysis by Sector .....	7
2.3 Analysis by Country of Operations.....	8
2.4 Analysis by type of contract.....	111
2.5 Analysis of contract award by country of origin of the tenderers.....	12
2.6 Contract Award Process.....	13
2.7 Level of Participation.....	14
2.8 Public Sector Procurement under Sub-Sovereign Loans .....	18
2.9 Nuclear Safety Department.....	188
<b>3. Compliance and Integrity.....</b>	<b>200</b>
3.1 Complaints and Concerns .....	200
3.2 Prohibited Practices.....	22
3.3 Independent Procurement Reviews.....	22
3.4 Revision of the Procurement Policies and Rules .....	23

### Annexes:

- 1) Listing of Contracts by Country of Operations (Value in €)
- 2) Awards by Country of Origin of the Tenderers (Value in €)
- 3) Awards by Country of Origin of the Tenderers (Number)
- 4) Awards by Country of Origin of the Tenderers (Value in €by Contract Type)
- 5) Awards by Country of Origin of the Tenderers (Value in €by Procurement Method)
- 6) Contracts Awarded by Country of Origin of the Tenderers
- 7) Distribution of Tenders Submitted by Country of Operations and by Business Sector
- 8) Distribution of Tenders Submitted by Country of Origin of the Tenderers and by Country of Operations
- 9) Distribution of Tenders Submitted by Country of Origin of the Tenderers and by Business Sector
- 10) Listing of contracts for Nuclear Safety Department
- 11) 2009 Signed Contracts entered after data freeze (3.2.2010)

# Annual Procurement Review 2009

## 1. Introduction

This report, prepared by the Procurement Department (PD), reviews public sector procurement contracts signed in 2009, funded by the Bank and procured by the Bank's clients. As in 2008, a section is included on the procurement activities of the Nuclear Safety Department. This report includes the consultancy contracts financed under public sector Bank financing. It does not cover consultancy contracts for the Bank's own needs, those financed through TC funding, or those awarded by the Office of the General Counsel. Information on these other consultancy services contracts is provided in the report on *Engagement of Consultants* issued by the Consultancy Services Unit (CSU), and information on contracts for goods and services for the Bank's own needs is provided in the *Annual Corporate Procurement Review*, issued by the Corporate Procurement Unit (CPU).

Annexes 1 to 10 of the *Annual Procurement Review 2009* report contain the statistical data for these public sector procurement contracts during 2009. The analysis of the data, as well as the main procurement issues considered in 2009 through the activities of PD, can be found in the main body of this report. The report (section 1-3) as well as the annexes will be published on the Bank's website once the report has been reviewed by the Audit Committee.

It should be noted that the analysis provided in this report is based on statistics received by extracting data from the Bank's Contract Review and Award database on 3rd of February 2010. Contracts signed in 2009 can still be entered into the database after this date but are not included in this analysis for practical reasons. Contracts signed in 2009 and entered into the database after 3rd February and before submission of this report can be found in Annex 11.

## 2. Analysis of Public Sector Procurement Data

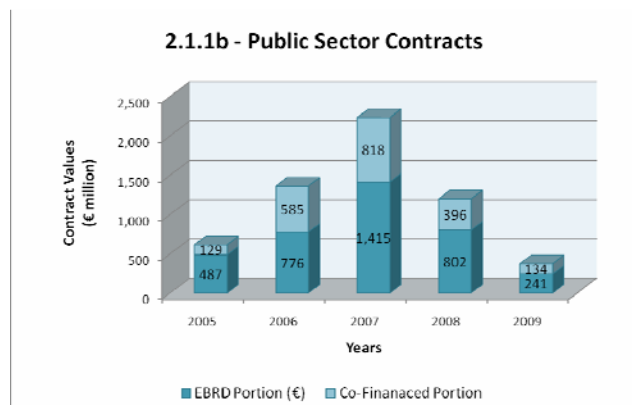
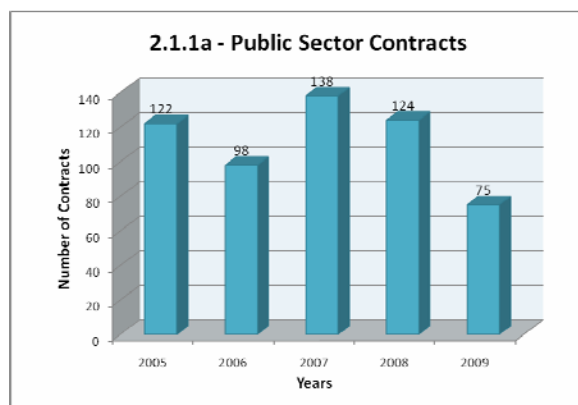
### 2.1 Volume and Nature of Contracts

In 2009, the total signed contract value and the number of contracts decreased in comparison to 2008. In 2009, 75 contracts were signed in total. The total value of these contracts came to €375.3 million for which EBRD's own financing totalled €241.2 million (see Annex 1 for the listing of contracts by country of operations). In comparison to 2008, this represents a decline both in terms of the number of signed contracts (by 39.5%) and in the total signed contract value (by 68.7%).

Table 2.1.1a illustrates the number of public sector contracts signed between 2005 and 2009.

Table 2.1.1b demonstrates the overall contract value as well as the portion financed by the EBRD. Over the past five years, a total of 557 contracts have been signed with a total value of €5,782.8 million of which the EBRD financed €3,721.2 million.

**Table 2.1.1 Annual Value of Public Sector Contract Awards (2005-2009)**



The relatively large decrease in the number and value of signed contracts during 2009 in the public sector can to a substantial degree be attributed to the financial crisis. Budget uncertainties, the volatility of both Mosprime and the exchange rate (Russia) and an unusual number of other project related delays all contributed to the relatively few number of contracts signed. The latest Bank's forecasting reports suggest however that public sector contracting activities are resuming to normal and even showing a potential increase.

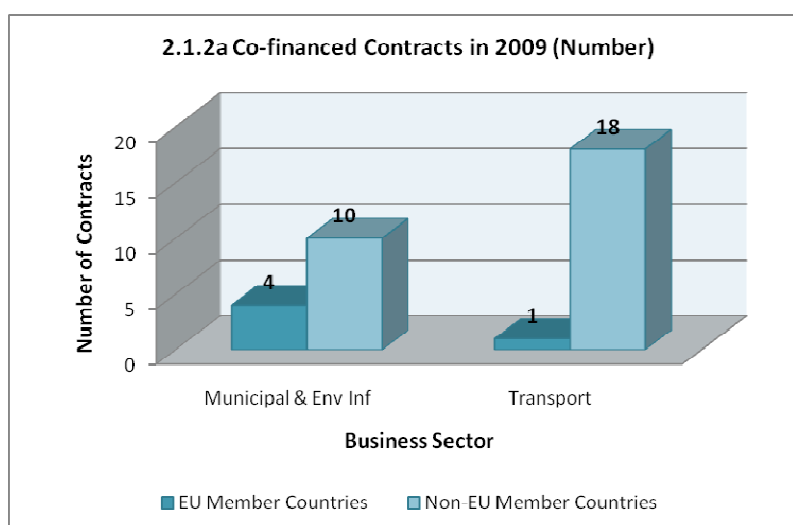
## Co-Financing

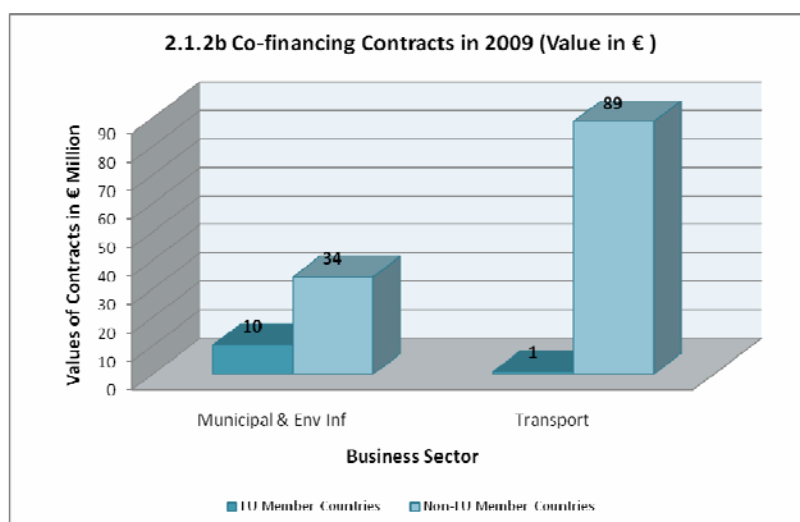
Of the total contract value of €375.3 million in 2009, the EBRD financed €241.2 million while the balance of €134.1 million was provided by other sources, either other financial institutions (IFIs, EU Agencies, commercial banks, bilateral donors) or the borrowers themselves. In comparison to 2008, a 66.1% decrease of the total value provided by other sources can be found. In 2009, 33 of the 75 contracts (44%) were co-financed in comparison to 71 out of the 124 contracts (57.2%) in 2008. The value of the 33 contracts in which co-financing was present came to €291.0 million and the EBRD's portion of these represents €156.9 million.

Table 2.1.2 presents the distribution of the 33 co-financed contracts in 2009, in EU member countries and non-EU member countries. The sector with the highest co-financed contractual activity both in terms of the number of contracts and the highest overall value was the Transport Sector. In this sector 19 co-financed contracts worth €89.7 million (66.9% of the overall co-financed contract value) were signed during 2009. The 14 co-financed contracts signed in the Municipal & Environmental Infrastructure (MEI) sector had an overall value of €44.4 million. In the MEI sector the majority of co-financed contracts were in non-EU member countries (10 out of 14). In the transport sector most of the co-financed contracts were also signed in non-EU member countries (18 out of 19 contracts). Co-financed contracts in EU member countries represented 15.2% of the total number of co-financed contracts and 8.7% of the total value of all co-financed contracts. In non-EU member countries co-financed contracts represent 84.8% of the overall number of co-financed contracts and 91.3% of the total value of co-financed contracts.

Public sector contract activity in nine countries of operations was co-financed by EBRD during 2009. The contracting activity in these nine countries attracted a total amount of €291.0 million from other sources which represents 77.5% of the total signed contract value in 2009. All the contracts signed in Bulgaria, FYR Macedonia, Georgia, and Ukraine (1, 3, 2 and 4 respectively) were 100% financed by the EBRD. The total value of these contracts was €21.6 million or 5.8 % of the total signed contract value and 8.9% of the overall EBRD financing.

**Table 2.1.2      Distribution of Co-financed Public Sector Contracts during 2009**





In 2009, the average overall contract value was €5.0 million and the average EBRD financing was €3.2 million per contract. This represents a decrease of 50.3% compared to the average EBRD financing reported in 2008, where the EBRD financing averaged €6.46 million per contract. In 2009, there were 9 contracts in which the total signed contract value was greater than €10.0 million, 5 of which had a total signed contract value of more than €20.0 million. In 2009, there were 6 contracts in which EBRD financing was greater than €10.0 million, two of which had EBRD financing of more than €20.0 million. The largest contract was the “KTZ Transtelecom Communication Infrastructure Modernisation” Project in Kazakhstan. This supply and installation contract had a value of €66.7 million (17.7% of the total contract value) for which EBRD provided financing of €33.3 million.

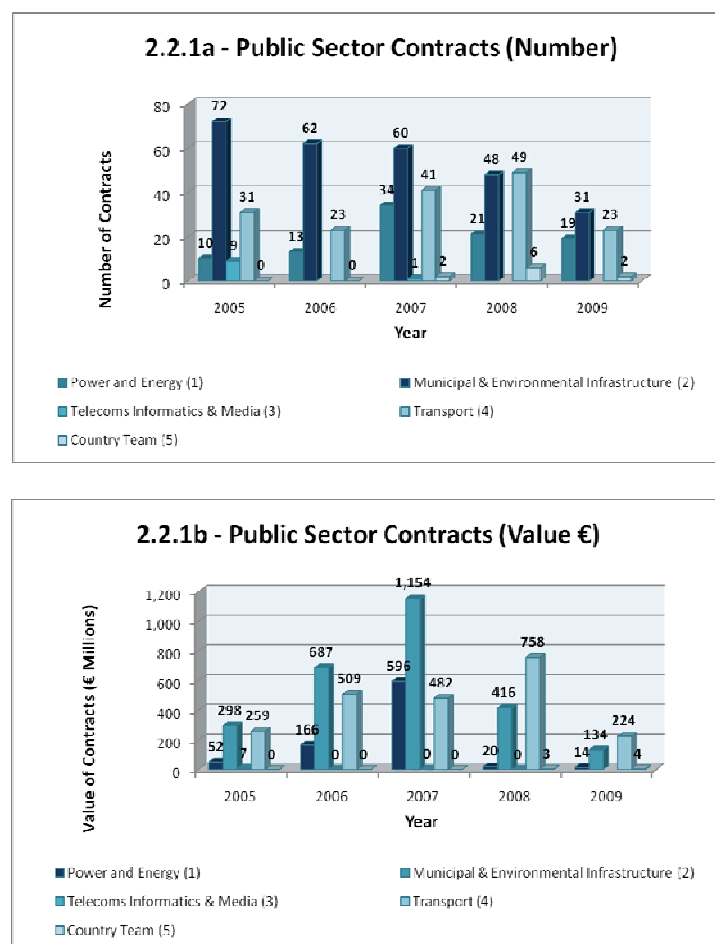
In 2009, nine contracts worth €17.2 million (or 4.5%) were 100% financed by other parties but administered by the EBRD. These nine transactions are not included in the total figures of this report. Their awards followed the application of the Bank’s Procurement Policies and Rules (PP&R). Four contracts signed under Kutaisi Water Project in Georgia were valued at €3.2 million. These were collectively financed by the Swedish International Development Authority, the Millennium Challenge in Washington DC and the Municipality of Tbilisi City. Two contracts were signed under the Borjomi Water Project in Georgia, worth €6.8 million financed by Millennium Challenge of Tbilisi and the European Commission in Brussels. The Road Maintenance Development Project in Tajikistan valued at €1.6 million and was financed by the ETC Fund in London. In FYR Macedonia the project Macedonia Municipal & Environmental Action Programme valued at €10.6 thousand and financed by Secretariat d’Etat a l’Economie in Bern, BMZ in Bonn and the Government of FYR Macedonia. Lastly, the Romania Iasi District Heating Project was financed by Swiss Federal Office for Foreign and Economic Affairs and Cet Iasi of Romania for a total contract value of €5.7 million.

## 2.2 Analysis by Sector

### Cumulative 2005-2009 data overview

Table 2.2.1 illustrates the overall contract value and the number of public sector contracts signed between 2005 and 2009, by Business Sector. With a total number of 273 contracts worth €2,689 million, the MEI sector had the highest contractual activity both in terms of number and value over the past five years. The MEI sector is followed by the Transport Sector in which there is a total of 167 contracts with a contract value of €2,231 million.

**Table 2.2.1 Annual Number and Value of Public Sector Contract Awards by Business Sector (2005-2009)**



### 2009 analysis

In 2009, the sector with the highest public sector contractual activity in terms of number was MEI, with 41.3% of the total number of contracts. However, in terms of contract value Transport was the highest with 59.6% of the overall contract value and with 55.6% of EBRD's overall financing. In the Transport sector, EBRD financing represented 59.9% of the total contract value for the sector while in the MEI Sector and the Power and Energy Sector, EBRD financing represented 66.7% and 100% of the total contract value for each sector, respectively. Therefore, out of all three sectors, the Transport Sector had the highest leveraging factor (1.67), followed by the Municipal and Environmental Infrastructure Sector (1.50) and the Power and Energy Sector (1.00). The average leveraging factor across all three sectors during 2009 was 1.56.

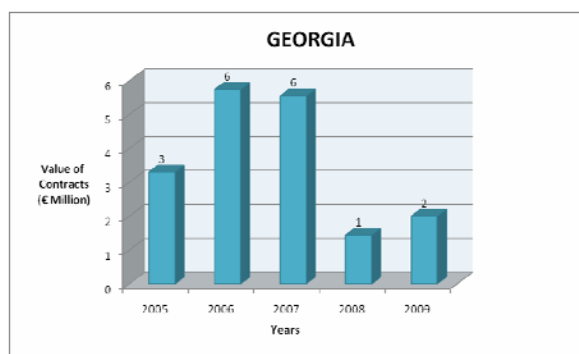
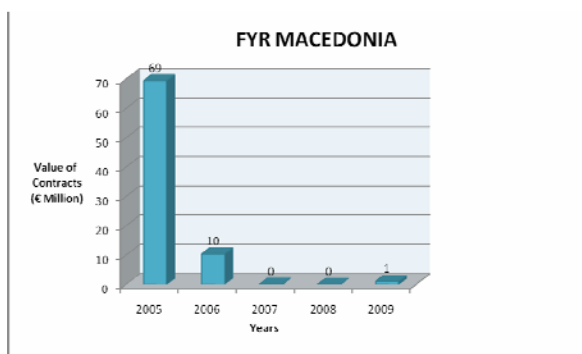
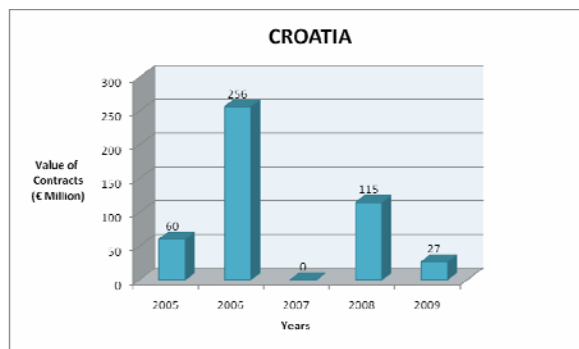
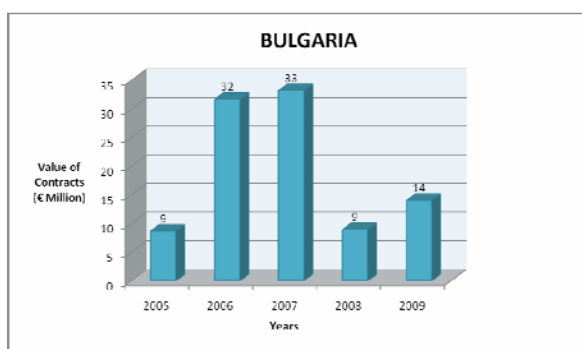
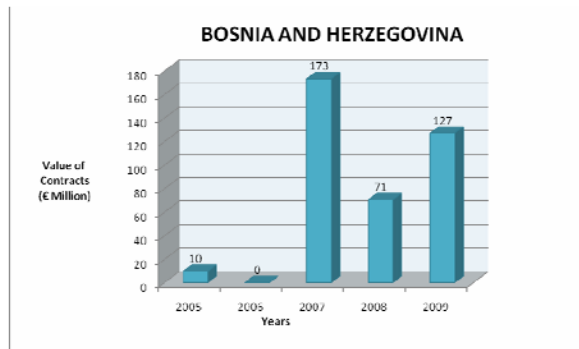
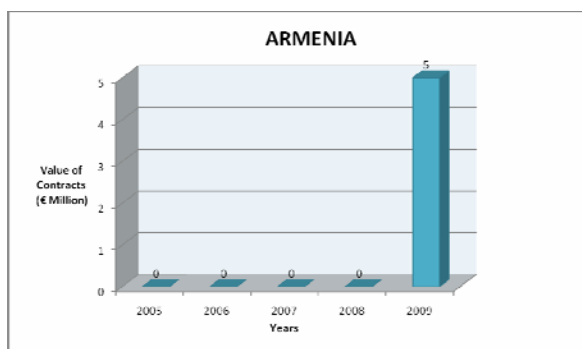
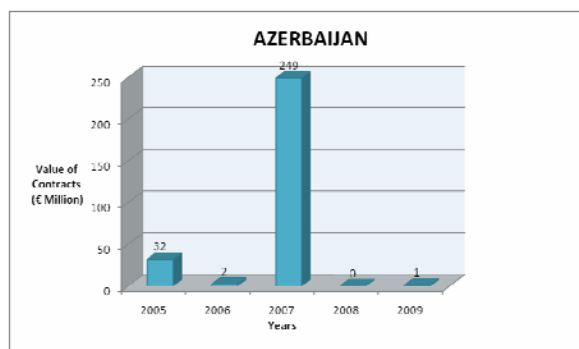
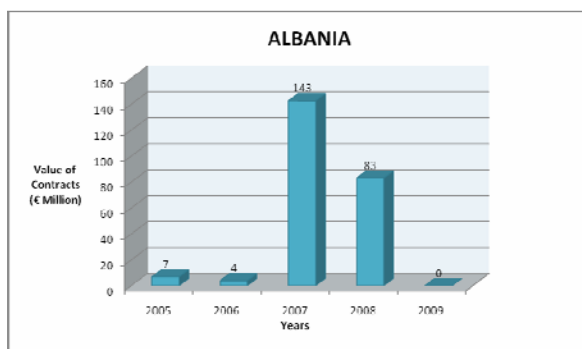
## **2.3 Analysis by Country of Operations**

### Cumulative 2005-2009 data overview

Table 2.3.1 illustrates the distribution of contracts signed between 2005 and 2009 in the countries of operations by contract value. During the past five years the countries with the highest total amount of contract value were, in descending order: the Russian Federation (€1,750 million), Romania (€619 million), Ukraine (€542 million), Serbia (€469 million) and Croatia (€458 million). The contracts in these five countries add up to €3,838 million which represents 66.7% of the overall total contract value of the past five years. From 2005 to 2009, no public sector contracts were financed in Belarus, Czech Republic, Estonia, Hungary, Kyrgyz Republic, Moldova, Slovak Republic, Slovenia, Turkmenistan, Mongolia and Turkey.

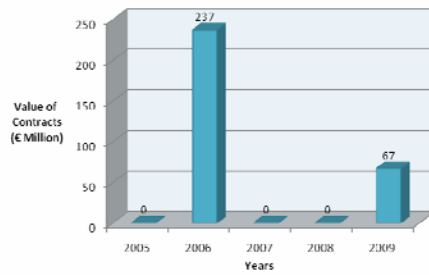


**Table 2.3.1 Public Sector Contract Awards in the Countries of Operation by value (2005-2009)\***

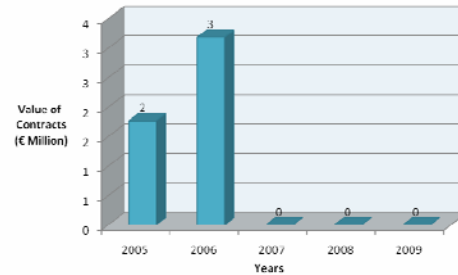


\* To add clarity, the total contract values have been rounded to millions of Euros. Therefore, contract values below €450,000 are not shown. These include: FYR Macedonia (EUR 73,610 in 2007), Kazakhstan (EUR 230,841 in 2007), Montenegro (€21.8 in 2008), the Russian Federation (€298.9 in 2008), Serbia (€224.9 in 2008), Tajikistan (EUR 161,825 in 2004, EUR 183,429 in 2005, EUR 204,188 in 2007), Uzbekistan (EUR 37,579 in 2004).

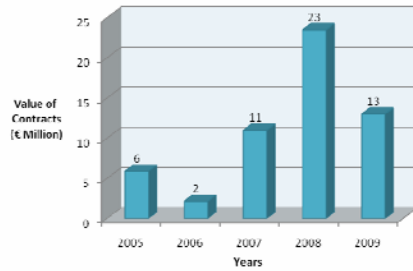
### KAZAKHSTAN



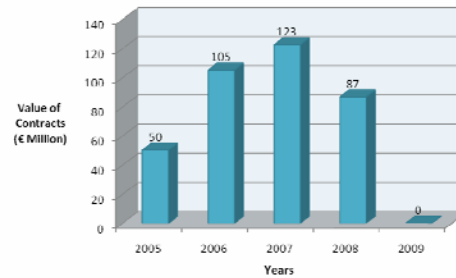
### LATVIA



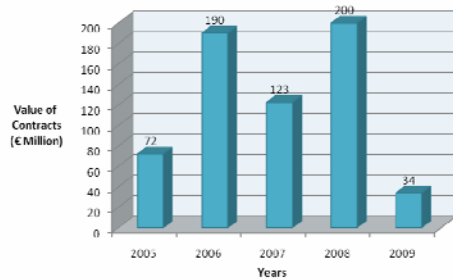
### MONTENEGRO



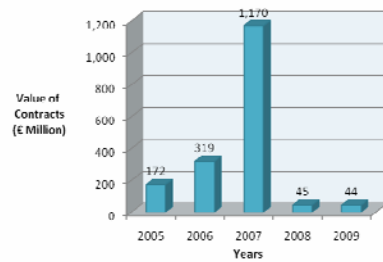
### POLAND



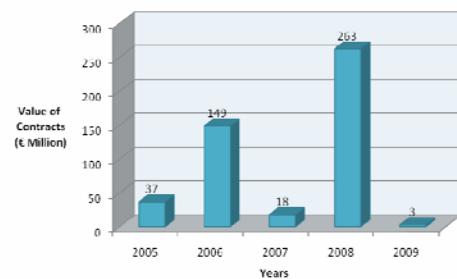
### ROMANIA



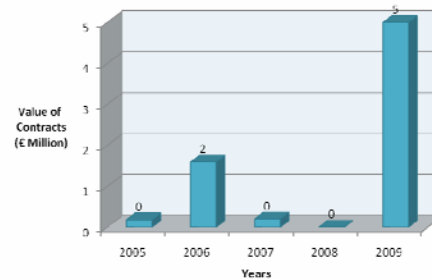
### RUSSIAN FEDERATION

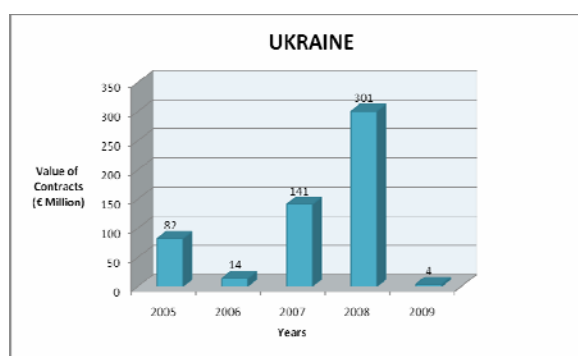


### SERBIA



### TAJIKISTAN





## 2009 analysis

Public sector contracting activity in 2009 was spread across fourteen countries of operations. The four countries with the highest contractual activity in terms of number of contracts signed are Bosnia and Herzegovina (30), Romania (12), the Russian Federation (9) and Montenegro (6). These 57 contracts represent 76% of all contracts signed by number.

The five countries with the highest contractual activity in terms of value, in millions of euros, are Bosnia and Herzegovina (€126.9), Kazakhstan (€66.7), the Russian Federation (€44.0), Romania (€33.7) and Croatia (€30.2). With a total signed value of €301.5 million, these contracts represent 80.3% of the total signed contract value in 2009.

In terms of number of contracts it can be noted that Bosnia and Herzegovina was on a rising trend during 2009, whereas number of contracts signed in Albania, Croatia, Poland, Romania, Serbia and Ukraine decreased noticeably compared to 2008.

## **2.4 Analysis by type of contract**

Table 2.4.1 gives the distribution of contracts by size and by type. The 39 works contracts represent the largest value by contract type (50.22% of the overall contract value) as well as the largest proportion financed by EBRD (€12.5 million). Four works contracts with a value greater than €10 million were signed, including three of the five largest contracts signed during 2009. These include three projects in Bosnia and Herzegovina all three with the objective to improve the Regional Railway Project (the first totalling €25.0 million and accounting for 6.7% of the overall contract value for works, the second totalling €26.1 million and accounting for 6.9% of the overall contract value and lastly the third totalling €3.9 million and accounting for 9.0% of the overall contract value).

**Table 2.4.1 Distribution of Contracts by Size and Type (2009)**

Size/Number by Type (€M)	Consultant Services	Goods	Supply & Installation	Works	Total
0-0.2	2	2		3	6
0.2-1	5	7	2	10	25
1-5		7	5	18	30
>5		1	5	8	14
<b>Total</b>	<b>7</b>	<b>17</b>	<b>12</b>	<b>39</b>	<b>75</b>
Total Value(€)	2,564,509	34,149,815	150,118,990	188,492,604	375,325,920
EBRD Portion (€)	2,564,509	32,597,499	93,536,260	112,521,747	241,220,015
Average Value(€)	366,358	2,008,813	12,509,916	4,833,144	19,718,231

## **2.5 Analysis of contract award by country of origin of the tenderers**

Annex 2 provides a distribution by country of origin of the successful tenderers<sup>1</sup> and the value of contracts signed for the period 2005-2009. Tenderers from the Russian Federation have been the most successful over the last five years as they have won a total of €1,787.5 million or 30.9% of the overall contract value combined over the past five years. Entities from the Russian Federation are followed by entities from Croatia (9.9%), Austria (8.3%), Italy (6.8%) and Turkey (6.5%). In 2009, entities from Austria won the highest value of contracts (25% of the total contract value for 2009), followed by entities from Kazakhstan (17.8%), Russian Federation (11.0%), France (8.0%) and Croatia (7.6%). Entities from Kazakhstan were successful in 2009 compared to 2008, increasing the value of contracts won by 100%.

Annex 3 provides the same breakdown but on the basis of the total number of public sector contracts signed in the period 2005 to 2009 according to the country of origin of the tenderers. Out of the 557 contracts financed by EBRD from 2005 to 2009, the highest number of contracts were awarded to entities from the Russian Federation (57), Bosnia and Herzegovina (51), Germany (48), Croatia (41) and Romania (37). During 2009, the highest number of contracts was awarded to entities from Bosnia and Herzegovina (20), Austria (8), the Russian Federation (8), Romania (7), Germany (6) and Croatia (6).

Annex 4 provides the total value of contracts signed in 2009, distributed by type and by country of origin of the tenderers. This annex illustrates that in 2009 consultants from Germany were the most successful with regards to winning loan funded consultancy services contracts. They won three contracts worth 61.3% of the overall consultancy services contract value. Entities from Czech Republic have been most successful for goods contract winning 40% of all goods contracts in terms of value. However, this refers to only one contract won under Sofia Electrical Public Transport project in Bulgaria which has a contract value of €13.7 million. Entities from Kazakhstan have been the most successful with reference to winning supply and installation contracts by winning 44.4% of the of the overall contract value for supply and installation contracts. This also refers to only one contract won under the KTZ Transtelecom Communication Infrastructure Modernisation in Kazakhstan valued at €66.7 million. Lastly, entities from Austria were most successful for works contracts with 49.8% of the value of all works contracts signed during 2009. The 49.8% is comprised of eight contracts with a total value of €3.9 million.

---

<sup>1</sup> The successful tenderer is recorded as being only the lead entity in the case of joint ventures.

## 2.6 Contract Award Process

Table 2.6.1 summarises data concerning the public procurement opportunities posted on the Bank's Internet site. It should be noted that the procurement notices were also sent to UNDB for posting in the MDB business opportunity section as well as to the EU for publishing in the Official Journal of the European Union.

**Table 2.6.1 Public Procurement Postings on web site (2005-2009)**

Year	General Procurement Notices	Invitations for Expressions of Interest	Invitations to Prequalify	Invitations for Tenders	Total
2005	85	162	38	75	360
2006	61	138	19	63	281
2007	67	194	12	81	354
2008	86	24(*)	18	106	234
2009	79	18 (*)	16	97	210

(\*) From 2008 and 2009 only Invitations for Expression of Interest published by the PD are included in this table.

In 2009, the Bank published a total of 210 procurement notices on its internet site. The numbers of General Procurement Notices and Invitation for Tenders were on a rising trend in 2008, however, they have declined in 2009 (-8.1% and -8.5% lower respectively). Out of 79 General Procurement Notices published in 2009, 23 were for new projects. The majority of Invitations for Tenders were published for the Infrastructure sector (59.8% of total invitations published), followed by Nuclear Safety (18.6%) and the Energy sector (11.3%). Invitations for procurement processes administered by the Consultancy Service Unit (CSU) and have been published separately by CSU since 2008.

**Table 2.6.2 Distribution of Contracts by Award Method (2009)**

Size/Number by Award Method (€M)	Open Tender	Local Tender	Selection from a Shortlist	Competitive Selection	Total
0-0.2	5		1	1	6
0.2-1	18	2		5	25
1-5	29				29
>5	14				14
<b>Total</b>	<b>66</b>	<b>2</b>	<b>1</b>	<b>6</b>	<b>75</b>
Total Value(€)	372,179,517	581,892	50,000	2,514,509	375,325,920
Average (€)	5,639,084	290,946	50,000	419,085	6,399,115
Total EBRD Portion (€)	238,073,614	581,892	50,000	2,514,509	241,220,015

Table 2.6.2<sup>2</sup> illustrates that the majority (66) of the public sector contracts were awarded through open tender. This represents 88% of total number of contracts awarded and 99.2% of the total contract value. As open tendering only applies to goods, works and supply & installation contracts (which in 2009 was a total of 68 contracts), the public sector contracts awarded through open tendering actually represent 97.1% of the number of eligible contracts and 99.8% of the total eligible contract value when consultancy services contracts are excluded<sup>3</sup>. The numbers for 2009 indicate that the strong emphasis of the *Procurement Policies and Rules (PP&R)* on open tendering has been respected. Furthermore, the open tender principle was applied and accepted for contracts financed jointly by other sources thus illustrating the Bank's influence on competition in the procurement process.

<sup>2</sup> Please refer to Procurement Policies Rules addition July 2009, for explanation of different tender types.

<sup>3</sup> Out of the 7 consultancy services contracts financed in 2009, six were procured under competitive selection and one using direct selection. The direct selection contract financed in Bosnia and Herzegovina had value of €50,000 which is below threshold level for using direct selection for consultancy services contracts.

The other methods of contract award represent mostly low value contracts. The two locally tendered contracts were for goods and works and were below the thresholds for open tender stipulated in the PP&R. These contracts included one in the Ukraine valued at €0.4 million and one in Romania valued at €0.17 million. Out of 7 contracts for consultancy services 6 were procured using competitive selection in line with PP&R. The one remaining consultancy services contract was procured using selection from a shortlist and had a value below the threshold for these types of awards.

Annex 5 provides the total value of contracts signed in 2009, distributed by method of procurement and by country of origin of the tenderers to whom the contracts were awarded. It reveals that in 2009, entities from Austria were the most successful at winning open tenders contracts with the highest valued at €3.8 million, followed by Kazakhstan with €6.7 million, the Russian Federation with €1.6 million, France €30.2 million and Croatia with €28.6 million. Overall, entities from these five countries won 70.1% of all open tender contracts. Germany won the largest Consultancy Services contract Bacau Solid Waste Management Project in Romania the competitive selection category (amounting to 31.1% of all competitive selection contracts in terms of value).

Annex 6 provides the details of the public sector contracts awarded in 2009, by country of origin of the tenderers.

## **2.7 Level of Participation**

Table 2.7.1 provides data on the rate of participation in public sector tenders by country of origin of the tenderers. A total of 271 tenders from 31 countries were received during 2009, which is a decrease from the 482 tenders received in 2008. There was an average of 3.6 tenders per contract, a decrease from 2008 (3.9) reflecting a lower number of invitations for tenders published in 2009. The five most successful tendering countries in terms of highest contract value were, in descending order: Austria, Kazakhstan, France, Croatia and Romania, which together won a total of €282.4 million or 75.25% of the total contract value. The six most successful tendering countries in terms of number of contracts were: Bosnia and Herzegovina (20), Austria (8), the Russian Federation (8), Romania (7), Croatia (6) and Germany (6) (fifth place shared by Croatia and Germany). Entities from these six countries won a total of 55 contracts worth €226.4 million while submitting 73.3% of the overall number of tenders received and contributing to 60.3% of the total contract value. The five most successful countries in terms of number of contracts won ranked amongst the seven countries having submitted the greatest number of tenders for the year. These seven countries submitted 195 tenders, representing 69.9% of all tenders submitted. Overall 2009 demonstrated a slight increase in the level of interest from countries of operations. There were 192 (or 68.8% of total number of tenders submitted) tenders received compared to 324 (or 67.2% of total number of received tenders) in 2008.

The column “Rate of Success” seen in Table 2.7.1 provides an indication of the proportion between the award of contract and the number of tenders submitted by entities from each country.

**Table 2.7.1 Distribution of Contracts by Country of Origin of the Tenderers (2009)**

Tenderer Country	Total Signed EUR	% of total Value won	Number of Contracts won	% of Total Number of Contracts	Number of Unsuccessful Tenders	Total Number of Tenders	% Rate of Success	% of Total Tenders Submitted
ARMENIA	4,559,679	1.2%	1	1.3%	3	4	25.0%	1.4%
AUSTRIA	93,849,301	25.0%	8	10.7%	21	29	27.6%	10.4%
BELGIUM	233,880	0.1%	1	1.3%	0	1	100.0%	0.4%
BOSNIA AND HERZEGOVINA	20,671,923	5.5%	20	26.7%	29	49	40.8%	17.6%
CHINA	7,802,259	2.1%	2	2.7%	7	9	22.2%	3.2%
CROATIA	28,617,463	7.6%	6	8.0%	22	28	21.4%	10.0%
CZECH REPUBLIC	13,650,000	3.6%	1	1.3%	2	3	33.3%	1.1%
DENMARK	700,000	0.2%	1	1.3%	1	2	50.0%	0.7%
FRANCE	30,200,000	8.0%	1	1.3%	3	4	25.0%	1.4%
GEORGIA	2,460,484	0.7%	2	2.7%	3	5	40.0%	1.8%
GERMANY	20,278,035	5.4%	6	8.0%	14	20	30.0%	7.2%
GREECE	0	0.0%	0	0.0%	4	4	0.0%	1.4%
ISRAEL	2,457,519	0.7%	1	1.3%	2	3	33.3%	1.1%
ITALY	3,170,804	0.8%	1	1.3%	22	23	4.3%	8.2%
JAPAN	0	0.0%	0	0.0%	1	1	0.0%	0.4%
KAZAKHSTAN	66,683,688	17.8%	1	1.3%	0	1	100.0%	0.4%
KOREA	0	0.0%	0	0.0%	1	1	0.0%	0.4%
KYRGYZ REPUBLIC	0	0.0%	0	0.0%	1	1	0.0%	0.4%
MONTENEGRO	2,082,258	0.6%	2	2.7%	0	2	100.0%	0.7%
NETHERLANDS	0	0.0%	0	0.0%	1	1	0.0%	0.4%
POLAND	9,846,286	2.6%	1	1.3%	1	2	50.0%	0.7%
PORTUGAL	0	0.0%	0	0.0%	1	1	0.0%	0.4%
ROMANIA	21,449,625	5.7%	7	9.3%	10	17	41.2%	6.1%
RUSSIAN FEDERATION	41,595,640	11.1%	8	10.7%	21	29	27.6%	10.4%
SERBIA	3,915,166	1.0%	2	2.7%	11	13	15.4%	4.7%
SLOVENIA	0	0.0%	0	0.0%	4	4	0.0%	1.4%
SPAIN	0	0.0%	0	0.0%	3	3	0.0%	1.1%
SWITZERLAND	9,768	0.0%	1	1.3%	5	6	16.7%	2.2%
TAJIKISTAN	0	0.0%	0	0.0%	2	2	0.0%	0.7%
TURKEY	0	0.0%	0	0.0%	2	2	0.0%	0.7%
UKRAINE	405,472	0.1%	1	1.3%	1	2	50.0%	0.7%
UNITED KINGDOM	686,670	0.2%	1	1.3%	4	5	20.0%	1.8%
UNITED STATES	0	0.0%	0	0.0%	2	2	0.0%	0.7%
TOTALS*	375,325,920	100.0%	75	100.0%	204	279		100.0%

\* “The Bank permits firms and individuals from all countries to offer goods, works and services for Bank-financed projects regardless of whether the country is a member of the Bank...” (PPR 2.6). The above list includes only those countries which have participated in the tender processes for contracts financed by the Bank.

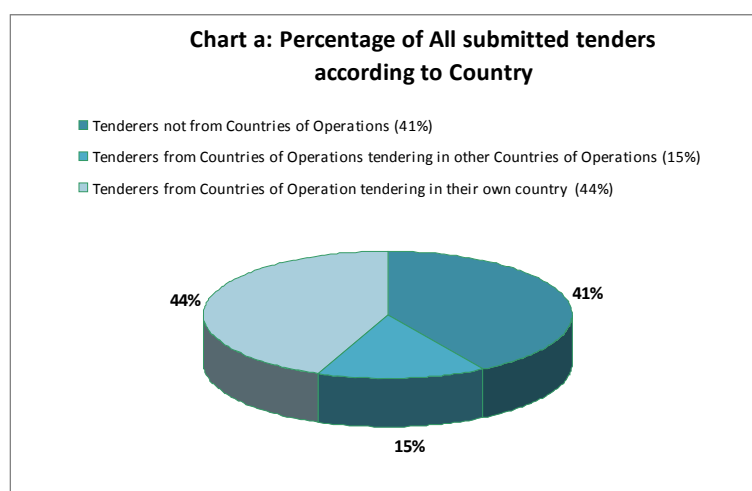
## Analysis by Business Sector

Annex 7 presents the level of interest generated by the Invitations for Tender by Business Sector. It can be seen that in 2009, contracts in the MEI sector were spread across ten countries of operations and generated the highest participation with 122 tenders for 31 contracts or 3.9 tenders per contract. The only contracts signed in Armenia, Croatia, Georgia, the Russian Federation and Serbia were in the MEI sector, with a total contract value of €81.4 million (or 61 % of all public contracts signed in the MEI sector). Collectively, they have a total number of 74 or 60.6% of all tenders submitted in the MEI sector. The Transport business sector generated 4.4 tenders per contract on average, which is an increase from 2008 average where the average was 3.9. The Power and Energy sector had 2.7<sup>4</sup> tenders per contract on average for 2009, compared to 3.0 in 2008. The 15 out of the 19 contracts in the Power and Energy Sector were signed under Power Distribution Reconstruction Project in Bosnia and Herzegovina which attracted a total of 39 tenders in total. Out of the remaining four contracts three were in FYR Macedonia under the project FYR Macedonia Transmission Interconnection which attracted a total of 9 tenders in total and one in the Ukraine signed under the Rivne Kyiv High Voltage Line Project which attracted 4 tenders in total.

## Participation of Entities from Countries of Operations

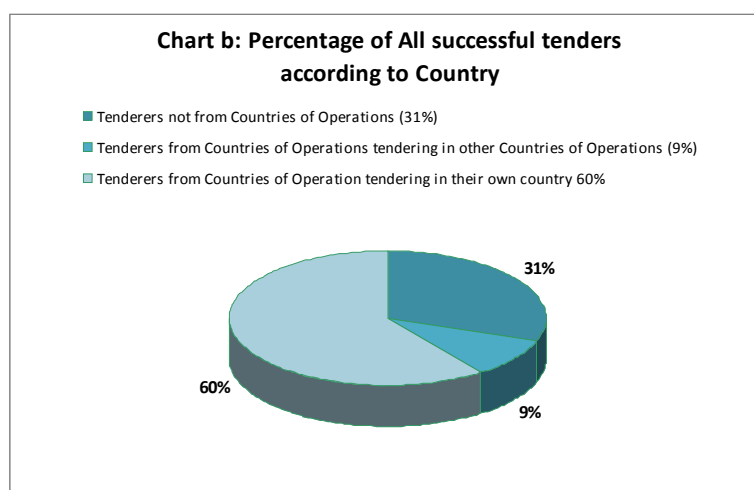
Chart a in the table 2.7.2 shows that out of the overall 279 tenders that were submitted during 2009, 56% were submitted by tenderers from countries of operations. From chart b it can be seen that out of the 75 contracts awarded, 60% were won by entities from countries of operations tendering in their own country and 9% were won by entities from countries of operations tendering in other countries of operations. Both numbers show a decreasing trend compared to 2008, indicating a negative transition impact in countries of operations.

**Table 2.7.2 Distribution of Tenders by Country of Operations and non-Country of Operation**



<sup>4</sup> Contracts related to UkrEsco project managed by the Country Team are classified into the Power and Energy business sector.





Entities from EBRD's countries of operations won 52 contracts (69.3% of all contracts) whose total value was €15.9 million (57.5% of the total contract value). In most cases, entities were most successful in their own countries (winning 45 contracts for a total contract value of €187.1 million in their own country). There were 7 contracts worth €28.8 million awarded to entities from EBRD's countries of operations in countries different from the country of origin of the tenderer. Poland won the largest contracts for New Construction of Water and Sewage Network in Oradea in Romania worth €9.8 million. Entities from eight countries of operations won contracts in their own countries only. These countries were Armenia, Bosnia and Herzegovina, Georgia, Kazakhstan, Montenegro, Romania, the Russian Federation and Ukraine. They won contracts worth a total amount of €187.1 million or 49.9% of the overall contract value.

### Country and Sectoral Tendering Analysis

Annex 8 presents the distribution of tenders submitted by Country of Origin of the Tenderers and by country of operations and Annex 9 presents the distribution of submitted tenders by Country of Origin of the Tenderers and by Business Sector. Out of all tendering countries, entities from Germany diversified their tenders to the greatest extent as they submitted tendered across five countries of operations and across the three business sectors in public sector activity in 2009. German entities won six contracts spread across MEI (2), Power and Energy (1) and Transport (3). Entities from Austria and Croatia also submitted tendered in five countries but across fewer business sectors. Austrian entities won eight contracts in Transport (8), Croatian entities won six contracts spread across MEI (3) and Power and Energy (3).

Out of all countries of operations, entities from Germany diversified the most, tendering in three countries of operations other than their own. Tenderers from Bosnia and Herzegovina participated the most submitting 17.6% of all tenders received and were the most successful in the Power and Energy sector, winning 13 tenders, all of which were signed in Bosnia and Herzegovina itself. The Russian Federation had the second highest rate of participation among countries of operations with 29 tenders submitted, but only won 8 contracts, all in the MEI sector.

Contracts in Bosnia and Herzegovina and Romania generated the highest level of interest in terms of the number of tenders submitted (114 and 37 respectively) and they attracted tenders from entities across 13 and 14 tendering countries respectively.

The average rates of interest generated by Business Sectors was as follows: 4.1 tenders were submitted for every contract in the MEI sector, 4.4 tenders were submitted for every contract opportunity in the Transport sector and 2.7 tenders were submitted for every contract in the Power and Energy sector. In the MEI sector the highest number of tenders came from entities from Croatia and the Russian

Federation, accounting for 35.2% the total number of tenders submitted in the MEI sector. The Transport sector saw the highest rate of participation from Bosnia and Herzegovina and Italian entities, which accounted for 36.7%. Lastly, entities from Bosnia and Herzegovina were most active in the Power and Energy sector submitting 39.4% of all tenders in this business sector.

## 2.8 Public Sector Procurement under Sub-Sovereign Loans

In 2009, there were 24 contracts (32% of the total number of 2009 contracts) that were signed in the context of sub-sovereign projects, showing a slight decrease compared to last year (2008: 35.5%). These contracts were valued at €88.2 million or 23.5% of the overall contract value and were signed across 16 different projects, all of which are in the MEI sector.

## 2.9 Nuclear Safety Department

The EBRD manages six nuclear safety and decommissioning funds which have received over €2 billion in committed contributions. Each Nuclear Safety fund is governed by specific rules as agreed by the respective Assembly of Contributors to each fund and approved by the EBRD Board of Directors. The funds are managed by the Nuclear Safety Department at the EBRD on behalf of the contributing countries. Procurement under the funds must follow the EBRD's Procurement Policies and Rules for public sector projects with the limitation that eligibility is restricted to entities from member countries of the respective funds and the EBRD's countries of operations.

During 2009, 61 contracts amounting to a total value of €487.6 million were placed under the projects financed by the funds. This represents an increase compared to 2008, due to a higher number of contracts signed. Annex 10 provides a listing and details of all the contracts financed from Nuclear Safety funds signed during 2009.

Table 2.9.1 provides the distribution of the Nuclear Safety Department funded contracts by size and type. 43 out of the 61 contracts signed were below €1 million, the majority of which were for Goods, representing 70.5% of the total number of contract and 2.3% of the total contract value. The ten contracts with a value over €5.0 million accounted for 92.7% of the total value of all contracts signed by NSD in 2009. The largest contract, worth €328.5 million, was a supply and installation contract for the Power Plant Environmental and Related Technical Upgrading in Lithuania signed under the Ignalina International Decommissioning Support Fund.

**Table 2.9.1 Nuclear Safety Department-Distribution of Contracts by Size and Type (2009)**

Size/Number by Type (€M)	Consultancy Services	Goods	Services	Supply and Installation	Works	Total
0~0.2	9	12	0	1	1	23
0.2~1	4	12	0	3	1	20
1~5	4	2	0	2	0	8
>5	1	1	0	7	1	10
<b>Total</b>	<b>18</b>	<b>27</b>	<b>0</b>	<b>13</b>	<b>3</b>	<b>61</b>
Total Value(€)	23,457,276	20,443,711	0	437,140,747	6,583,970	487,625,704
Average Value(€)	1,303,182	757,174	0	33,626,211	2,194,657	7,993,864

Table 2.9.2 provides the distribution of the Nuclear Safety Department funded contracts by size and by method of award. Contracts subject to open or competitive selection procedures amounted to €478.0 million which is 98.8% of the value of total contracts placed. The value of consultancy contracts subject to direct selection in 2009 has decreased significantly compared to 2008. Direct selection of consultants during 2009, amounted to a total contract value of €3.4 million (compared to €16.5 million in 2008). The larger of the two was signed for Chernobyl Shelter Fund, for Client Engineer Support Services worth €3.24 million and the other was signed under the Kozloduy International Decommissioning Fund and was worth €0.049 million. These two contracts accounted for 96.8% of the overall value of consultancy contracts awarded by direct selection.

**Table 2.9.2 Nuclear Safety Department- Distribution of Contracts by Award Method (2009)**

Size/Number by Award Method (€M)	Competitive Selection Consultant	Direct Selection Consultant	Local Tender	Open Tender	Selective Tender	Shopping	Single	Total
0-0.2	0	7	1	7	2	6	0	23
0.2-1	4	0	0	15	0	0	1	20
1-5	3	1	0	3	0	0	1	8
>5	1	0	0	9	0	0	0	10
<b>Total</b>	<b>8</b>	<b>8</b>	<b>1</b>	<b>34</b>	<b>2</b>	<b>6</b>	<b>2</b>	<b>61</b>
Total Value(€)	19,927,967	3,400,719	13,790	458,102,657	128,590	373,922	5,678,059	487,625,704
Average (€)	2,490,996	425,090	13,790	13,473,608	64,295	62,320	2,839,030	7,993,864

The projects administered by the Nuclear Safety Department are implemented in strict compliance with the EBRD PP&R, however, they are to a great extent affected by the nature of the nuclear industry. Donors to the Nuclear Safety Funds are particularly interested that projects are tendered in a competitive manner. Therefore, NSD informs Assemblies of Contributors if single source awards are used and in most cases seeks additionally their prior approval or endorsement. The decisions to use single source tendering are influenced by numerous issues resulting from the established practices of the nuclear industry (such as security, radiation protection and safety requirements) with due consideration to the input coming from related bilateral projects (mainly regulatory assistance).

### 3. Compliance and Integrity

#### 3.1 Complaints and Concerns

The PD handled nine procurement complaints and five concerns for Bank financed or administered contracts received during the course of 2009, as compared to the fourteen procurement complaints and seven concerns in 2008<sup>5</sup>. In 2009 there were 75 contracts signed in the public sector (2008:124) and 61 contracts signed under Nuclear Safety Funds (2008:36). Table 3.1.1 presents a comparison of figures for complaints/concerns received between 2005 and 2009, by contract type and procurement method.

**Table 3.1.1 Number of Complaints/Concerns 2005-2009 by Contract Type**

Contract Type	Procurement Method	2005	2006	2007	2008	2009
Works	Open	1	1	8	7	3
Goods	Open	0	5	1	5	4
Supply and Installation	Open	0	6	2	8	7
Services	Open	0	1	4	1	0
Consultancy	Competitive	0	2	1	0	0
<b>Total</b>		<b>1</b>	<b>15</b>	<b>16</b>	<b>21</b>	<b>14</b>

In both 2008 and 2009, the majority of complaints/concerns were related to Supply & Installation contracts.

Table 3.1.2 On the next page provides a summary of complaints and concerns by business sector for 2009.

---

<sup>5</sup> Since 2005, a distinction was made between those issues raised by dissatisfied parties that clients can resolve themselves and complaints that are formally addressed to and require the action of the PD. A “concern” is any issue that is brought to the attention of the EBRD by a tenderer regarding the procurement process or contract award. The concern is referred to the contracting authority, which is expected to address and resolve the issue with the relevant party under PD’s supervision. If the two parties cannot come to an understanding or an agreement, the concern may be elevated to the status of a complaint. At that point, the EBRD freezes the procurement process and an investigation is undertaken.

**Table 3.1.2 Complaints and Concerns by Nature and by Business Sector (Complaints Closed During 2009)**

Country of Originator of Complaint/Concern	Project	Complaint/Concern	Business Sector	Nature of Complaint/Concern	Status
Bosnia & Herzegovina	Bosnia & Herzegovina: Power Distribution Reconstruction	Complaint	Power & Energy	Contested a tenderer's eligibility to participate in the tender exercise due to alleged prior involvement in the drafting of the tender documents.	Closed
Bosnia & Herzegovina	Bosnia & Herzegovina: Air Traffic Management System	Complaint	Transport	Following the rejection of all tenders, the lowest priced tenderer objected to the Client's determination that its tender had not met the requirements.	Closed
Hungary	Croatia: Velika Gorica Urban Transport	Concern	MEI	Tenderer expressed its concern in relation to the outcome of the tender evaluation, i.e. the recommended rejection of the four lowest priced tenders.	Closed
Bulgaria	Bulgaria: CNG Maritza KIDSF/GA 21 (NSD) Compressed Natural Gas	Complaint	Nuclear Safety	Complained that the highest priced tender was awarded the contract.	Closed
Croatia	Kazakhstan: KTZ Transtelecom Communication Infrastructure Modernisation	Concern	Telecoms	Tenderer disagrees with the grounds on which its tender was rejected in the original tender exercise. The contract was re-tendered as all original tenders were rejected.	Closed
Bosnia & Herzegovina	Bosnia & Herzegovina: Power Distribution Reconstruction	Complaint	Power & Energy	Allegation that the winning tenderer was involved in the drafting of the tender documents; that there were irregularities in the tender evaluation process and that the winning tenderer did not provide its performance security.	Closed
Ukraine	Ukraine: Illichivsk Port Modernisation Project	Complaint	Transport	Contested the rejection of the prequalification application for not having fulfilled the minimum requirements.	Closed

The complaints/concerns raised by unsuccessful entities in 2009, varied in nature. The following issues were raised:

- Challenging the client's determination that a tender has been deemed as a "non-compliant" with the tender documents.
- Challenging the responsiveness of the winning tenderer in respect of meeting the qualification criteria.
- Allegations of fraudulent misrepresentations by the winning tenderer.
- Contesting the eligibility of a company to participate in the tender due to its alleged earlier involvement in the procurement process.
- Allegation of the Client's inadequate responsiveness to clarification requests.

In 2009, the PD received no complaints on the procurement of contracts funded by Technical Cooperation (TC) funds. Most complaints/concerns were related to MEI projects (4), followed by Transport projects (3), Power and Energy projects (3), Nuclear Safety projects (3) and lastly Telecoms Informatics and Media projects (1). Allegations of improper tender evaluation continued to be the principal source of complaints.

### **3.2 Prohibited Practices**

The Bank's revised Procurement Policies and Rules (PP&R) – May 2009 –include a revised paragraph 2.9 which addresses the issue of Prohibited Practices. According to this paragraph, Prohibited Practices in the context of Bank financed contracts shall be dealt with by the Office of the Chief Compliance Officer (OCCO) in accordance with the Bank's Enforcement Policy and Procedures. On this basis, PD has continued to work in close cooperation with OCCO in cases where Prohibited Practices allegedly occurred in the context of the procurement, award or implementation of a Bank financed contract.

Emphasis continues to be placed on identifying "red flags" concerning Prohibited Practices during the tender process and contract implementation. An integral part of the Bank's PP&R is the Bank's obligation to provide no-objections to each milestone during the tender process (tender documents, evaluation reports etc.). This provides the Bank with an important tool for ensuring that the tender process is fair and transparent and in line with agreed procedures. During contract implementation the Bank exercises control through close monitoring of client requests for disbursements, variations or change orders under the contract. For some projects Lender's Monitoring Consultants (LMC) are engaged to review project implementation and report back to the Bank. The on-site scrutiny of contract administration by the LMC provides an opportunity to identify whether Prohibited Practices may be taking place.

### **3.3 Independent Procurement Reviews**

The Procurement Department received approval on 9 December 2009, from the Executive Committee for two Independent Procurement Reviews, which were carried out in 2008. This included:

- Romania: MELF Sibiu – Rehabilitation of Wastewater treatment Plant; and
- Poland: Krakow Urban Transport Project – Fast Tram Infrastructure

Findings from the Independent reviews relate mostly to capacity weakness by the client to undertake the project.

### **3.4 Revision of the Procurement Policies and Rules (PP&R)**

In May 2009, the Bank's Board of Directors approved the revised Procurement Policies and Rules<sup>6</sup>. Whilst the main principles of the PP&R - namely economy, efficiency, transparency and accountability - are maintained, the approved revisions aim to accommodate important developments in the focus of the Bank's activities, such as a significant increase of transactions involving sub-sovereign public sector clients as well as an update of the rules to take into account experience gained over the years of the Bank's existence. Consequently, the approved amendments of the PP&R include revisions in the areas of e.g. evaluation of taxes and duties, language and tender/contract currency as well as reference to the Bank's Environmental and Social Policy, Concession Policy and Enforcement Policy and Procedures.

The revised Procurement Policies and Rules are reflected in the Bank's new Harmonised Standard Tender Documents for Goods and Works that have been developed by the Procurement Department and are now issued on the Bank's website for the use by the Bank's clients. The basis for the new Standard Tender Documents is the harmonised Master tender documents produced in close collaboration with other IFI's to ensure a unified approach that will make procurement easier for clients that are receiving funding from different IFI's.

---

<sup>6</sup> The revised PP&R can be found on <http://www.ebrd.com/about/policies/procure/index.htm>

**Listing of Contracts by Country of Operations (Value in €)  
2009**

Op Country	Contract Id	OP Name	Contract Name	Tenderer Name	Tenderer Country	Sector	Contract Sign Date	Contract Type	Contract Method	Signed Contract Value (EUR)	EBRD Portion (EUR)	EBRD Financed %
<REGIONAL>	22400	Future Air Traffic Management Modernisation & Upgrading Syst	Supply and Installation of the Equipment for Future Air Traffic Management Modernisation and Upgrade System of Serbia and Montenegro	Thales Air Systems S.A. (W)	FRANCE (W)	Transport	09/03/2009	Supply & Installation	Open	30,200,000	30,200,000	100.0%
				INDRA SISTEMAS S.A.	SPAIN							
				RAYTHEON COMPANY	UNITED STATES							
				SELEX	ITALY							
Total <REGIONAL> :			1							30,200,000	30,200,000	100.0%
ARMENIA	37282	Armenia Lake Sevan Basin Environmental Project	Rehabilitation of wastewater networks in Gavar, Jermuk, Martuni, Sevan and Vardenis	JV Griar - Dorozhnik (W)	ARMENIA (W)	Municipal & Env Inf	25/09/2009	Works	Open	4,559,679	1,450,000	31.8%
				Arpa Sevan CJSC	ARMENIA							
				Blesk LLC	ARMENIA							
				JV LSEP Sade - Blesk	FRANCE							
				Mayer & John Hmbh	GERMANY							
				Sahakyanshin CJSC	ARMENIA							
Total ARMENIA :			1							4,559,679	1,450,000	31.8%
BOSNIA AND HERZEGOVINA	23459	Bosnia and Herzegovina Regional Railway Project	Railways Track Overhaul Improvement at B&H, Section: Konjic_Raska Gora	JV Swietelsky Bau GmbH / Alpine Bau GmbH (W)	AUSTRIA (W)	Transport	09/11/2009	Works	Open	26,099,226	13,049,613	50.0%
				GCF Ferrovie S.p.A.	ITALY							
				OHL ZS a.s.	CZECH REPUBLIC							
				PORR TECHNOBAU UND UMWELT AG	AUSTRIA							
				Salcef S.p.A.	ITALY							
				Strukton Rail BV in JV with CLF Construzioni Linee Ferrovie S.p.A.	ITALY							
BOSNIA AND HERZEGOVINA	23460	Bosnia and Herzegovina Regional Railway Project	Lot 2: Railways Track Overhaul Improvement at B&H, Section: Raska Gora-Capljina	JV Swietelsky Bau GmbH / Alpine Bau GmbH (W)	AUSTRIA (W)	Transport	09/11/2009	Works	Open	25,000,473	12,500,237	50.0%
				Leonhard Weiss GmbH & Co. KG in JV with GPB	GERMANY							
				OHL ZS a.s	CZECH REPUBLIC							
				PORR TECHNOBAU UND UMWELT AG	AUSTRIA							
				Salcef S.p.A.	ITALY							
				Strukton Rail BV in JV with CLF Construzioni Linee Ferrovie S.p.A.	ITALY							

(W) Indicates the name and the country of the winning tenderer . All subsequent tenderers listed were unsuccessful in competing for the respective contract.



**Listing of Contracts by Country of Operations (Value in €)  
2009**

BOSNIA AND HERZEGOVINA	23461	Bosnia and Herzegovina Regional Railway Project	Lot 3: Railways Track Overhaul Improvement, Section: Kostajnica-Josavka	<b>JV Swietelsky Bau GmbH / Alpine Bau GmbH (W)</b>	<b>AUSTRIA (W)</b>	Transport	10/11/2009	Works	Open	33,865,462	16,932,731	50.0%
				Europool GmbH	GERMANY							
				Leonhard Weiss GmbH & Co. KG in JV with GPB	GERMANY							
				PORR TECHNOBAU UND UMWELT AG	AUSTRIA							
				Salcef S.p.A.	ITALY							
				Strukton Rail BV in JV with CLF	ITALY							
				Construzioni Linee Ferroviarie S.p.A.								
BOSNIA AND HERZEGOVINA	23462	Bosnia and Herzegovina Regional Railway Project	Supply & Installation of Station Interlocking Signal Systems on Section Kostajnica-Josavka	<b>Thales Rail Signalling Solutions GmbH (W)</b>	<b>GERMANY (W)</b>	Transport	29/12/2009	Supply & Installation	Open	6,738,796	3,369,398	50.0%
				Ansaldo STS SpA	ITALY							
				Bombardier SpA-SITE SpA JV	ITALY							
				GE Transportation Systems SpA	ITALY							
				Siemens AG Austria	AUSTRIA							
BOSNIA AND HERZEGOVINA	23463	Bosnia and Herzegovina Regional Railway Project	Supply & Installation of Station Interlocking Signal Systems on Section Konjic-Capljina	<b>Thales Rail Signalling Solutions GmbH (W)</b>	<b>GERMANY (W)</b>	Transport	30/12/2009	Supply & Installation	Open	11,742,603	5,871,301	50.0%
				Ansaldo STS SpA	ITALY							
				Bombardier SpA-SITE SpA JV	ITALY							
				GE Transportation Systems SpA	ITALY							
				Siemens AG Austria	AUSTRIA							
BOSNIA AND HERZEGOVINA	24987	Bosnia and Herzegovina Air Traffic Management System	Procurement of Goods and Associated Services for Power Installation and Equipment	<b>ENERGOINVEST SUE D.D (W)</b>	<b>BOSNIA AND HERZEGOVINA (W)</b>	Transport	12/06/2009	Goods	Open	436,494	436,494	100.0%
				CUMMINS SERBOMONTE d.o.o.	SERBIA							
				GALEB GTE a.d.	SERBIA							
				TEKNOXGROUP BH d.o.o.	BOSNIA AND HERZEGOVINA							
BOSNIA AND HERZEGOVINA	26843	Bosnia & Herzegovina Road Rehabilitation Project	Lot 5: M-16.2 Gornji Vakuf - Varvara (Prozor) km 35+000 - km 48+000	<b>STRABAG AG (W)</b>	<b>AUSTRIA (W)</b>	Transport	11/08/2009	Works	Open	1,086,017	928,220	85.5%
				JV "Asfaltgradnja & HP Investing"	BOSNIA AND HERZEGOVINA							
				KTM BRINA	BOSNIA AND HERZEGOVINA							
				OSIJEK KOTEKS D.O.O.	CROATIA							
				RUDNICI GIPSA DD	BOSNIA AND HERZEGOVINA							

(W) Indicates the name and the country of the winning tenderer . All subsequent tenderers listed were unsuccessful in competing for the respective contract.

**Listing of Contracts by Country of Operations (Value in €)  
2009**

BOSNIA AND HERZEGOVINA	26844	Bosnia & Herzegovina Road Rehabilitation Project	Lot 6: M-17 Hadzici - Tarcin, Road Section km 12+900 - km 21+800	<b>Sarajevoputevi DD (W)</b>	<b>BOSNIA AND HERZEGOVINA (W)</b>	Transport	11/08/2009	Works	Open	495,119	423,179	85.5%
				JV "AsfaltGrad NJA & GP Put & Euroasfalt, BA"	BOSNIA AND HERZEGOVINA							
				OSIJEK KOTEKS D.O.O.	CROATIA							
				STRABAG AG	AUSTRIA							
BOSNIA AND HERZEGOVINA	32261	Power Distribution Reconstruction Project	EPBiH APL3-C1-03/08 Lot 1,2,4,5 & 6 Supply of Equipment for Distr. Lines	<b>Malcom d.o.o (W)</b>	<b>BOSNIA AND HERZEGOVINA (W)</b>	Power and Energy	06/01/2009	Goods	Open	2,704,720	2,704,720	100.0%
				Elsatrade d.o.o. (lot 2,4)	BOSNIA AND HERZEGOVINA							
				Malcom (lot 1,2,4,5,6)	BOSNIA AND HERZEGOVINA							
				MR d.o.o. (lot 4)	SLOVENIA							
				Tehno-Elektro d.o.o.(lot 4)	CROATIA							
BOSNIA AND HERZEGOVINA	32301	Power Distribution Reconstruction Project	EPBiH APL3-C1-03/08 Lot 3 Supply of Equipment for Distr. Lines	<b>Eisa Trade d.o.o. (W)</b>	<b>BOSNIA AND HERZEGOVINA (W)</b>	Power and Energy	07/01/2009	Goods	Open	2,476,983	2,476,983	100.0%
				ELKA KABELI d.o.o.	CROATIA							
				MALCOM d.o.o.	BOSNIA AND HERZEGOVINA							
BOSNIA AND HERZEGOVINA	33721	B&H: Regional Road Development Programme	Lot 2: Consultants' Services for Preparation of Feasibility Study and the Environmental Impact Assessment	<b>Poyry Infra GmbH (W)</b>	<b>GERMANY (W)</b>	Transport	05/02/2009	Consultant Services	Competitive	549,764	549,764	100.0%
				JV IGH Zagreb & IGH Mostar	CROATIA							
				JV Roughton & TRL	UNITED KINGDOM							
				JV Royal Haskonning & ERM	NETHERLANDS							
BOSNIA AND HERZEGOVINA	34281	Bijeljina Waste Water Collection System	Construction of secondary and tertiary foul sewers & reconstruction of surface water drains & portable water network GSKF1 & GSEK10	<b>Buk Promet Doo Bijeljina (W)</b>	<b>BOSNIA AND HERZEGOVINA (W)</b>	Municipal & Env Inf	10/07/2009	Works	Open	3,619,691	3,619,691	100.0%
				ERGASIS TECHNIKI, GREECE	GREECE							
				HIGRA DOO BIJELJINA, BOSNIA & HERZEGOVINA	BOSNIA AND HERZEGOVINA							
				INTEGRAL INŽENJERING DOO, BOSNIA & HERZEGOVINA	BOSNIA AND HERZEGOVINA							
				LEMNA INTERNATIONAL/KO MGARDNJA, SERBIA	SERBIA							
				RAZ RoHR-u ANLAGENBAU, GERMANY	GERMANY							
				REWEUS DOO, BOSNIA & HERZEGOVINA	BOSNIA AND HERZEGOVINA							
				STRABAG AG, AUSTRIA	AUSTRIA							

(W) Indicates the name and the country of the winning tenderer . All subsequent tenderers listed were unsuccessful in competing for the respective contract.

**Listing of Contracts by Country of Operations (Value in €)  
2009**

BOSNIA AND HERZEGOVINA	34362	Power Distribution Reconstruction Project	EPRS-P4-CONS-02/9 Support to PIU - FRAMEWORK AGREEMENT	<b>Vladeta Milenkovic (W)</b> Josko Rosina Slobodan Spasojevic	<b>SERBIA (W)</b> SLOVENIA BOSNIA AND HERZEGOVINA	Power and Energy	05/02/2009	Consultant Services	Selection from a shortlist	50,000	50,000	100.0%
BOSNIA AND HERZEGOVINA	36021	Power Distribution Reconstruction Project	EPHZHB-PIU Consultant-Call Off 6	<b>Association of Swiss Consultants (W)</b> Colenco Fichtner Nipsa PB Power	<b>SWITZERLAND (W)</b> SWITZERLAND GERMANY SPAIN UNITED KINGDOM	Power and Energy	01/01/2009	Consultant Services	Competitive	9,768	9,768	100.0%
BOSNIA AND HERZEGOVINA	36101	Power Distribution Reconstruction Project	ERS-P4-03/08 Automated Metering Management Systems, Meters & services	<b>NITES d.o.o. (W)</b> Kors d.o.o. Mikroelektronika a.d.	<b>BOSNIA AND HERZEGOVINA (W)</b> BOSNIA AND HERZEGOVINA BOSNIA AND HERZEGOVINA	Power and Energy	08/06/2009	Goods	Open	1,834,526	1,834,526	100.0%
BOSNIA AND HERZEGOVINA	36121	Power Distribution Reconstruction Project	Package 1 EPBiH-ECSEE-APL3-C1-W-06/08	<b>Energoinvest (W)</b> no other tenderers	<b>BOSNIA AND HERZEGOVINA (W)</b> BOSNIA AND HERZEGOVINA	Power and Energy	19/06/2009	Works	Open	757,415	757,415	100.0%
BOSNIA AND HERZEGOVINA	36141	Power Distribution Reconstruction Project	Package 5 EPBiH-ECSEE-APL3-C1-W-06/08	<b>Energoinvest (W)</b> Comel d.o.o.	<b>BOSNIA AND HERZEGOVINA (W)</b> BOSNIA AND HERZEGOVINA	Power and Energy	19/06/2009	Works	Open	189,396	189,396	100.0%
BOSNIA AND HERZEGOVINA	36181	Power Distribution Reconstruction Project	Package 2 No.EPBiH-ECSEE-APL3-C1-W-06/08	<b>AMITEA d.o.o. Mostar (W)</b> ELKO-MARIC d.d.o. Mostar.	<b>BOSNIA AND HERZEGOVINA (W)</b> BOSNIA AND HERZEGOVINA	Power and Energy	19/06/2009	Works	Open	143,760	143,760	100.0%
BOSNIA AND HERZEGOVINA	36201	Power Distribution Reconstruction Project	Package 3 No.EPBiH-ECSEE-APL3-C1-W-06/08	<b>Step d.d.Sarajevo (W)</b>	<b>BOSNIA AND HERZEGOVINA (W)</b>	Power and Energy	19/06/2009	Works	Open	640,014	640,014	100.0%
BOSNIA AND HERZEGOVINA	36241	Power Distribution Reconstruction Project	Package 1 EPBiH - ECSEE-APL3-C2-W-05/08	<b>Deling d.o.o. (W)</b> Elko Maric d.o.o. Mostar	<b>BOSNIA AND HERZEGOVINA (W)</b> BOSNIA AND HERZEGOVINA	Power and Energy	30/06/2009	Works	Open	203,218	203,218	100.0%
BOSNIA AND HERZEGOVINA	36261	Power Distribution Reconstruction Project	Package 2 EPBiH-ECSEE-APL3-C2	<b>Deling d.o.o. (W)</b>	<b>BOSNIA AND HERZEGOVINA (W)</b>	Power and Energy	30/06/2009	Works	Open	277,709	277,709	100.0%
BOSNIA AND HERZEGOVINA	36281	Power Distribution Reconstruction Project	Package 3 EPBiH - ECSEE-APL3-C2-W-05/08	<b>Deling d.o.o. (W)</b> Amilea d.o.o.Mostar	<b>BOSNIA AND HERZEGOVINA (W)</b> BOSNIA AND HERZEGOVINA	Power and Energy	30/06/2009	Works	Open	816,109	816,109	100.0%
BOSNIA AND HERZEGOVINA	36401	Power Distribution Reconstruction Project	ERS-P4-02/08-EP Equipment for recon. of 35KV Overhead lines in Pale region	<b>Kaldera company EL.PG.P d.o.o. (W)</b> ABS MINEL BELGRADE ELNOS BANJALUKA ENERGOMONTZA AD	<b>BOSNIA AND HERZEGOVINA (W)</b> SERBIA SERBIA SERBIA	Power and Energy	23/07/2009	Supply & Installation	Open	1,503,669	1,503,669	100.0%

(W) Indicates the name and the country of the winning tenderer . All subsequent tenderers listed were unsuccessful in competing for the respective contract.

**Listing of Contracts by Country of Operations (Value in €)  
2009**

BOSNIA AND HERZEGOVINA	36581	Bosnia and Herzegovina Air Traffic Management System	Procurement of Goods and Associated Services for the B & H Aeronautical Network	JV OPTIMA IT d.o.o., Unis Telekom d.d. and KING ICT d.o.o. (W)	BOSNIA AND HERZEGOVINA (W)	Transport	07/07/2009	Goods	Open	505,639	505,639	100.0%
				JV Telegroup d.o.o. Banja Luka & TeleGroup d.o.o. Beograd	BOSNIA AND HERZEGOVINA							
BOSNIA AND HERZEGOVINA	37341	Bosnia & Herzegovina Road Rehabilitation Project	Lot 1: M-4 Donja Orahovica Lukavac Road Section km 26+700 - km 47+000	Zvornikputevi (W)	BOSNIA AND HERZEGOVINA (W)	Transport	11/08/2009	Works	Open	1,330,426	1,137,116	85.5%
				Friulana Bitumi	ITALY							
				NISKOGRADNJA D.O.O.	BOSNIA AND HERZEGOVINA							
				OSIJEK KOTEKS D.O.O.	CROATIA							
				Rial Sped Gracanica	BOSNIA AND HERZEGOVINA							
				STRABAG AG	AUSTRIA							
BOSNIA AND HERZEGOVINA	37361	Bosnia & Herzegovina Road Rehabilitation Project	Lot 2: M-18 Granica RS/FBH Banj Brdo-Simin Han, Road Section km 70+000 - km 81+500	Zvornikputevi (W)	BOSNIA AND HERZEGOVINA (W)	Transport	11/08/2009	Works	Open	480,187	410,416	85.5%
				Friulana Bitumi	ITALY							
				NISKOGRADNJA D.O.O.	BOSNIA AND HERZEGOVINA							
				OSIJEK KOTEKS D.O.O.	CROATIA							
				STRABAG AG	AUSTRIA							
BOSNIA AND HERZEGOVINA	37381	Bosnia & Herzegovina Road Rehabilitation Project	Lot 3: M-15 Livno-Sujica, Road Section km 0+500 - km 14+200	STRABAG AG (W)	AUSTRIA (W)	Transport	11/08/2009	Works	Open	1,090,115	931,723	85.5%
				KTM BRINA	BOSNIA AND HERZEGOVINA							
				LIVNOPUTOVI DOO	BOSNIA AND HERZEGOVINA							
				OSIJEK KOTEKS D.O.O.	CROATIA							
BOSNIA AND HERZEGOVINA	37401	Bosnia & Herzegovina Road Rehabilitation Project	Lot 4: M-5 Bihac 5 - Bihac 6, Road Section km 0+000 - km 3+500, M-14 Bosanska Krupa - Ljusina, Road Section km 33+100 - km 41+500	JV MG-MIND Mrkonjic Grad and RADPUTEVI Bihac (W)	BOSNIA AND HERZEGOVINA (W)	Transport	11/08/2009	Works	Open	1,070,768	915,186	85.5%
				Grupex	BOSNIA AND HERZEGOVINA							
				JV KOVGRAD & KRAJINAPUTEVI	BOSNIA AND HERZEGOVINA							
				OSIJEK KOTEKS D.O.O.	CROATIA							
				STRABAG AG	AUSTRIA							
BOSNIA AND HERZEGOVINA	38621	Power Distribution Reconstruction Project	Package 6 EPBiH-ECSEE-APL3-C1-W-06/08	Umel-Dalekovodmontaza d.o.o. Tuzla (W)	BOSNIA AND HERZEGOVINA (W)	Power and Energy	22/07/2009	Works	Open	134,490	134,490	100.0%
				Umel-Dalekovodmontaza d.o.o.	BOSNIA AND HERZEGOVINA							

(W) Indicates the name and the country of the winning tenderer . All subsequent tenderers listed were unsuccessful in competing for the respective contract.

**Listing of Contracts by Country of Operations (Value in €)**  
**2009**

BOSNIA AND HERZEGOVINA	38641	Power Distribution Reconstruction Project	Package 4 EPBiH-ECSEE-APL3-C1-W-06/08	Umel-Dalekovodmontaza d.o.o. Tuzla (W)	BOSNIA AND HERZEGOVINA (W)	Power and Energy	22/07/2009	Works	Open	1,051,591	1,051,591	100.0%	
				Umel-Dalekovodmontaza d.o.o.	BOSNIA AND HERZEGOVINA								
Total BOSNIA AND HERZEGOVINA :				30							126,904,148	74,374,076	58.6%
BULGARIA	37841	Sofia Electrical Public Transport	Procurement of Trolleybuses	Skoda Electric a.s. (W)	CZECH REPUBLIC (W)	Municipal & Env Inf	04/11/2009	Goods	Open	13,650,000	13,650,000	100.0%	
Total BULGARIA :				1							13,650,000	13,650,000	100.0%
CROATIA	32561	Zagreb Holding Water and Sewer Investment Project	1B Water Reservoir Cerje	OSIJEK KOTEKS d.o.o. (W)	CROATIA (W)	Municipal & Env Inf	07/05/2009	Works	Open	4,208,398	2,104,199	50.0%	
			Alpine Bau GmbH	AUSTRIA									
			CMR Cooperativa Muratori Riuniti Soc. Coop	ITALY									
			Dalekovod d.d.	CROATIA									
			JV Chonsorzio Cooperative Construzioni CCC	ITALY									
			JV Georad d.o.o. and Tigra d.o.o.	CROATIA									
			Kamgrad d.o.o.	CROATIA									
			Konstruktor Inzenjering d.d.	CROATIA									
			Tehnika d.d.	CROATIA									
CROATIA	32945	Zagreb Holding Water and Sewer Investment Project	1A LOT2 - Sewerage Groups 7,8 and 9 (New Zagreb, Trešnjevka, , Zagreb East)	JV Zagreb-Montaza d.o.o. & Hidrocommerce d.o.o. & Montmontaza-Plinovodovod (W)	CROATIA (W)	Municipal & Env Inf	15/06/2009	Works	Open	13,131,353	6,565,677	50.0%	
			Alpine Bau GmbH	GERMANY									
			Konstruktor Inzenjering d.d.	CROATIA									
			LUDWIG PFEIFFER GmbH	GERMANY									
			Strabag AG	AUSTRIA									
			SWIETELSKY d.o.o.	CROATIA									
CROATIA	32950	Zagreb Holding Water and Sewer Investment Project	1A LOT 1 - Water supply Group 2-Zagreb East	JV Vodotehnika & Monter-Strojarske Montaze d.d (W)	CROATIA (W)	Municipal & Env Inf	15/06/2009	Works	Open	9,852,055	4,926,028	50.0%	
			Alpine BAU GmbH	GERMANY									
			Aquaterm	CROATIA									
			JV DALEKOVOD d.d & AQUATERM d.o.o	CROATIA									
			KONSTRUKTOR	CROATIA									
			INZENJERING d.d.	CROATIA									
			Strabag AG	AUSTRIA									
Total CROATIA :				3							27,191,806	13,595,904	50.0%

(W) Indicates the name and the country of the winning tenderer . All subsequent tenderers listed were unsuccessful in competing for the respective contract.

**Listing of Contracts by Country of Operations (Value in €)  
2009**

FYR MACEDONIA	34401	FYR Macedonia Transmission Interconnection	Package 2 Supply & Instal of new Bay Control Units in Dubrovo & Skopje 4	<b>ABB Ltd (W)</b> Koncar - Power Plant and Electrical Traction Engineering Mikronika Siemens A.E.	<b>CROATIA (W)</b> CROATIA POLAND GREECE	Power and Energy	04/03/2009	Supply & Installation	Open	255,996	255,996	100.0%
FYR MACEDONIA	34701	FYR Macedonia Transmission Interconnection	Package 1 Lot 1. Procurement of eight 400kV circuit breakers	<b>ABB Ltd (W)</b> Areva Siemens A.E.	<b>CROATIA (W)</b> FRANCE GREECE	Power and Energy	04/03/2009	Goods	Open	809,501	809,501	100.0%
FYR MACEDONIA	34702	FYR Macedonia Transmission	Package 1 Lot 2 Procurement of Protection	<b>ABB Ltd (W)</b> Siemens A.E.	<b>CROATIA (W)</b> GREECE	Power and Energy	04/03/2009	Goods	Open	360,159	360,159	100.0%
<b>Total FYR MACEDONIA :</b>			<b>3</b>							<b>1,425,656</b>	<b>1,425,656</b>	<b>100.0%</b>
GEORGIA	30217	Batumi Public Transport Project	Medium Floor Diesel Midi - buses Lot 1	<b>Hyundai Auto (W)</b>	<b>GEORGIA (W)</b>	Municipal & Env Inf	20/08/2009	Goods	Open	2,349,110	2,349,110	100.0%
				Automobile House Boadan	UKRAINE							
				Daewoo Int Corp	KOREA							
				Iveria Motors	GEORGIA							
				Iveria XXI	GEORGIA							
				Tegeta Track Bus	GEORGIA							
GEORGIA	32741	Batumi Public Transport Project	Supply of bus maintenance equipment - LOT 2	<b>GT Group Ltd (W)</b>	<b>GEORGIA (W)</b>	Municipal & Env Inf	09/03/2009	Goods	Open	111,373	111,373	100.0%
<b>Total GEORGIA :</b>			<b>2</b>							<b>2,460,483</b>	<b>2,460,483</b>	<b>100.0%</b>
KAZAKHSTAN	30321	KTZ Transtelecom Communication Infrastructure Modernisation	Delivery & Installation Backbone Telecommunication Network	<b>"Alcatel-Lucent Kazakhstan" LLP (W)</b> Huawei Technologies Co. LTD	<b>KAZAKHSTAN (W)</b> CHINA	Transport	01/12/2009	Supply & Installation	Open	66,683,688	33,341,844	50.0%
<b>Total KAZAKHSTAN :</b>			<b>1</b>							<b>66,683,688</b>	<b>33,341,844</b>	<b>50.0%</b>
MONTENEGRO	35501	Montenegro Rail Infrastructure Emergency Project	Lot 1: Rehabilitation of Slopes	<b>Alpine Bau GmbH (W)</b> JV Hidrotehnika-Hidroenergetika/Geosonda-Konsolidatsija	<b>AUSTRIA (W)</b> SERBIA	Transport	25/03/2009	Works	Open	368,371	314,848	85.5%
MONTENEGRO	35721	Montenegro Rail Infrastructure Emergency Project	Lot 2: Rehabilitation of Slopes	<b>JV "Hidrotehnika-Hidroenergetika &amp; Geosonda-Konsolidacija" (W)</b>	<b>MONTENEGRO (W)</b>	Transport	25/03/2009	Works	Open	1,398,024	1,194,892	85.5%
MONTENEGRO	36881	Montenegro Regional Water Supply Project	Rehabilitation of Regional Water Supply Pipeline between Budva and Tivat	<b>MPP Jedinstvo (W)</b> Ind-eko Croatia JV Integral inzenjering B&H and Rabmer Rohr Technik GmbH Rabmer Rohr Technik GmbH Austria	<b>SERBIA (W)</b> CROATIA AUSTRIA AUSTRIA	Municipal & Env Inf	19/10/2009	Works	Open	3,865,166	3,214,039	83.2%
MONTENEGRO	38341	Montenegro Rail Infrastructure Emergency Project	Lot 1: Rehabilitation of Slopes	<b>Alpine Bau GmbH (W)</b> JV Hidrotehnika-Hidroenergetika/Geosonda-Konsolidatsija	<b>AUSTRIA (W)</b> SERBIA	Transport	25/03/2009	Works	Open	1,565,583	1,338,104	85.5%

(W) Indicates the name and the country of the winning tenderer . All subsequent tenderers listed were unsuccessful in competing for the respective contract.

**Listing of Contracts by Country of Operations (Value in €)  
2009**

MONTENEGRO	38362	Montenegro Rail Infrastructure Emergency Project	Lot 2: Rehabilitation of Slopes	JV "Hidrotehnika-Hidroenergetika & Geosonda-Konsolidacija" (W)	MONTENEGRO (W)	Transport	25/03/2009	Works	Open	684,234	584,815	85.5%
				ALPINE BAU GMBH	AUSTRIA							
MONTENEGRO	38901	Montenegro Rail Infrastructure Emergency Project	Rehabilitation of Tunnel Ostrovia (Tunnel No.182 km 347+172.44 - km 350+999.75)	Porr Technobau und Umwelt AG (W)	AUSTRIA (W)	Transport	03/12/2009	Works	Open	4,774,053	4,080,387	85.5%
				ALPINE BAU GMBH	AUSTRIA							
				JV "Hidrotehnika-Hidroenergetika" and "Geosonda-Konsolidacija" A.D.	SERBIA							
<b>Total MONTENEGRO :</b>			<b>6</b>							<b>12,655,432</b>	<b>10,727,085</b>	<b>84.8%</b>
ROMANIA	25021	Arges County Regional Solid Waste Project	Waste collection and management equipment - Lot 1A Vehicles	EVW HOLDING SRL (W)	ROMANIA (W)	Municipal & Env Inf	20/11/2009	Goods	Open	1,160,335	1,160,335	100.0%
ROMANIA	25022	Arges County Regional Solid Waste Project	Technical Assistance for PPP Contracts-Preparation of concessions and regulatory support	COWI A/S (W)	DENMARK (W)	Municipal & Env Inf	03/08/2009	Consultant Services	Competitive	700,000	700,000	100.0%
				BDO CONTI AUDIT	ROMANIA							
				FICHTNER GmbH & Co	GERMANY							
				SOGREAH CONSULTANTS	FRANCE							
ROMANIA	25025	Bacau Solid Waste Management Project	Technical Assistance for the Preparation of Concessions and Regulatory Support	Ingenieurgesellschaft Prof. Czurda & Partner mbH (W)	GERMANY (W)	Municipal & Env Inf	24/06/2009	Consultant Services	Competitive	782,217	782,217	100.0%
				BC Berlin-Consult	GERMANY							
				Halcrow Romania SRL	ROMANIA							
				Inocsa Ingenieria	SPAIN							
ROMANIA	28301	Oradea Water and Wastewater Extension	New construction of water and sewage network in Oradea	Eko Wark Sp.z.o.o. and SC Selina SRL Oradea (W)	POLAND (W)	Municipal & Env Inf	03/03/2009	Works	Open	9,846,286	3,278,813	33.3%
				CONSORZIO STABILE TEKTON ITALY	ITALY							
				LUDWIG PFEIFFER Hoch-und Tiefbau GmbH&Co.KG	GERMANY							
ROMANIA	30141	Bucharest Multi-Sector Project (Radet)	Lots W1.2.1, W1.2.2 ,W1.2.3, W1.2.4, W1.2.5 Works in Substations	S.C. T.M.U.C.B. S.A. & S.C. General Fluid S.A. & S.C. Elsaco Electronic S.R.L. (W)	ROMANIA (W)	Municipal & Env Inf	31/03/2009	Works	Open	9,270,991	6,647,300	71.7%
				S.C. ELCOMEX I.E.A. S.A.	ROMANIA							

(W) Indicates the name and the country of the winning tenderer . All subsequent tenderers listed were unsuccessful in competing for the respective contract.

**Listing of Contracts by Country of Operations (Value in €)  
2009**

ROMANIA	32181	MELF Iasi	Rehabilitation of Chirita Water Pumping Station from savings	JV SC Casrep Srl and SC Probit Srl (W) Iasicon JV Electroalfa & Iasicon & Hidroedil	ROMANIA (W) ROMANIA ROMANIA	Municipal & Env Inf	27/02/2009	Works	Open	3,764,256	3,500,000	93.0%	
ROMANIA	34101	CFR Rail Traction Project	Lot 2: Supply and Installation of SCADA equipment	JV ADREM INVEST SRL - IDS (W) EFACEC ENGENARIA JV ABB OY JV ALCATEL LUCENT JV ENERGOBIT - TELVENT	ROMANIA (W) PORTUGAL SWITZERLAND TURKEY ROMANIA	Transport	06/03/2009	Supply & Installation	Open	2,989,750	2,006,122	67.1%	
ROMANIA	34381	Iasi District Heating Project	Contract 4 Installation and construction of thermal stations and thermal modules	SC DAS Srl Iasi (W) S.C. CONEST S.A, SC Incom SA, SC TMUCB IASI S.C. INCOM S.A & SC TMUCB IASI	ROMANIA (W) ROMANIA ROMANIA	Municipal & Env Inf	18/05/2009	Works	Open	2,252,874	1,464,368	65.0%	
ROMANIA	35341	MELF Brasov	Procurement of 2 sewerage cleaners and sewerage maintenance equipments	SC Star West Market Impex SRL (W) S.C ELSACO ELECTRONIC SRL	ROMANIA (W) ROMANIA	Municipal & Env Inf	22/09/2009	Goods	Local	176,420	176,420	100.0%	
ROMANIA	37581	Arges County Regional Solid Waste Project	Waste collection and management equipment - Lot 1B Vehicles	MHS Truck & Bus SRL (W) Atkrik Doo EVW Holding SRL Farid Industrie Spa	ROMANIA (W) CROATIA ROMANIA ITALY	Municipal & Env Inf	20/11/2009	Goods	Open	1,835,000	1,835,000	100.0%	
ROMANIA	37603	Arges County Regional Solid Waste Project	Waste collection and management equipment - Lot 1E & 1F Vehicles	Unit Export Limited (W) Com Int. Spa	UNITED KINGDOM (W) ITALY	Municipal & Env Inf	23/11/2009	Goods	Open	686,670	686,670	100.0%	
ROMANIA	37781	Brasov Urban Transport (City Loan) - Extension	Procurement, implementation and supervision services	Consortium Technum - Trapec - WSP (W) AIC Progetti S.p.A/S.C. Consis S.R.L Hyder Consulting Ltd The Louis Berger Group Inc	BELGIUM (W) ITALY UNITED KINGDOM UNITED STATES	Municipal & Env Inf	15/06/2009	Consultant Services	Competitive	233,880	233,880	100.0%	
Total ROMANIA :			12								33,698,679	22,471,125	66.7%

(W) Indicates the name and the country of the winning tenderer . All subsequent tenderers listed were unsuccessful in competing for the respective contract.



**Listing of Contracts by Country of Operations (Value in €)  
2009**

RUSSIAN FEDERATION	21707	Kaliningrad Water and Environmental Services Project	A1 Eastern Water Works and Moskovskaya Pumping Station	<b>OOO Veltan-Story and ZAO Tiss (W)</b> Hidroinzenring d.o.o	<b>RUSSIAN FEDERATION (W)</b> SLOVENIA	Municipal & Env Inf	21/12/2009	Supply & Installation	Open	19,995,802	8,100,000	40.5%
RUSSIAN FEDERATION	25621	Vologda Municipal Water Services Project	A1 - Water Treatment Reconstruction of the waterworks Contract 3	<b>STS Santeckservice/TIS S/ICC Interior-R/DEC OSK/Mosoblspetsstroy (W)</b> Grazdanproekt LLC	<b>RUSSIAN FEDERATION (W)</b> RUSSIAN FEDERATION	Municipal & Env Inf	12/02/2009	Works	Open	7,852,906	6,439,383	82.0%
RUSSIAN FEDERATION	26523	Kazan Municipal Water and Wastewater Loan	A.2-Iskhoz Wastewater Pumping Station	<b>Tahal Consulting Engineers Ltd (W)</b> Consortium LLC Vet-tan-stroy, RF/Forlog S.A. (Switzerland) Forlog SA LLC Rosecostroy	<b>ISRAEL (W)</b> RUSSIAN FEDERATION SWITZERLAND RUSSIAN FEDERATION	Municipal & Env Inf	29/07/2009	Supply & Installation	Open	2,457,519	1,336,763	54.4%
RUSSIAN FEDERATION	29481	Surgut Municipal Services Development Programme	Contract J3 Lot 1-3 - New Sewage Collector	<b>Spetsializirovannoe Kariernoe Upravlenie Ltd, SKU-57 Ltd and LLC Enterprise for JSC</b> Design and Construction Company TeploTsentrStroi, LLC Grados, LLC	<b>RUSSIAN FEDERATION (W)</b> RUSSIAN FEDERATION RUSSIAN FEDERATION	Municipal & Env Inf	04/09/2009	Works	Open	4,715,444	3,996,139	84.7%
RUSSIAN FEDERATION	32221	Kazan Municipal Water and Wastewater Loan	A.1-Lot 1 Mechanical sludge dewatering shop renovation, design works, equipment and materials	<b>ZAO DAKT Engineering (W)</b> Andritz AG (Austria) Consortium ZAO PIK OSK / ZAO TISS (Russia) JSC NPF Ekoton (Russia) TAHAL Consulting Engineers Ltd (Israel) ZAO Tiss	<b>RUSSIAN FEDERATION (W)</b> AUSTRIA RUSSIAN FEDERATION RUSSIAN FEDERATION ISRAEL RUSSIAN FEDERATION	Municipal & Env Inf	30/04/2009	Supply & Installation	Open	384,250	384,250	100.0%
RUSSIAN FEDERATION	34021	Lipetsk Municipal Infrastructure Project	2b Modernization of TSS & DSS ( PS-7)	<b>Inzhenerno-stroitel'naya kompania SOYUZ-SETI CJSC (W)</b> GRUPPA MODUL LLC, Russia TAVRIDA ELEKTRIK NN LLC, Russia	<b>RUSSIAN FEDERATION (W)</b> RUSSIAN FEDERATION RUSSIAN FEDERATION	Municipal & Env Inf	26/10/2009	Supply & Installation	Open	3,984,646	3,984,646	100.0%

(W) Indicates the name and the country of the winning tenderer . All subsequent tenderers listed were unsuccessful in competing for the respective contract.

**Listing of Contracts by Country of Operations (Value in €)  
2009**

RUSSIAN FEDERATION	34022	Lipetsk Municipal Infrastructure Project	11a Reconstruction of Central Wastewater Pumping Stations (WWPS)	LLC Rosecostroy (W)	RUSSIAN FEDERATION (W)	Municipal & Env Inf	16/10/2009	Works	Open	1,358,167	1,358,167	100.0%	
				CJSC Teploenergomontazh	RUSSIAN FEDERATION								
				Consortium VETLAN- stroy LLC, Russia & Forlog S.A., Switzerland	RUSSIAN FEDERATION								
				Forlog S.A., Switzerland	SWITZERLAND								
				Novaya Era OJSC, Russia	RUSSIAN FEDERATION								
				OJSC Energo- Stroyelnaya Corporatsia SOYUZ & CJSC Teploenergomontazh	RUSSIAN FEDERATION								
				Per Aarsleff A/S (Per Aarsleff A/S), Denmark	DENMARK								
				Tahal Consulting Engineers Ltd.	ISRAEL								
RUSSIAN FEDERATION	34721	Lipetsk Municipal Infrastructure Project	12 Laboratory for water quality monitoring	Labtest LLC (W)	RUSSIAN FEDERATION (W)	Municipal & Env Inf	02/10/2009	Goods	Open	207,122	207,122	100.0%	
RUSSIAN FEDERATION	38661	Khanty-Mansi Municipal Services Development Programme:Pyt'Ya	Pyt-Yakh Municipal Services Development project. Heat, Water and Wastewater Network Crossing Under Railways	Yuganskpromtekh montazh LLC (W)	RUSSIAN FEDERATION (W)	Municipal & Env Inf	23/11/2009	Works	Open	3,097,302	3,097,302	100.0%	
				Karielow Upravlenie Ltd	RUSSIAN FEDERATION								
				NPO Mostovik LLC OMSK	RUSSIAN FEDERATION								
				PSK TeploTsentrSroy LLC Moscow	RUSSIAN FEDERATION								
				Tobolskstroyemkhani zatsiya CSJC Tobolsk	RUSSIAN FEDERATION								
Total RUSSIAN FEDERATION :			9								44,053,158	28,903,772	65.6%
SERBIA	28601	Duboko Solid Waste	Landfill construction	Unieco Soc. Coop (W)	ITALY (W)	Municipal & Env Inf	03/06/2009	Works	Open	3,170,804	1,500,000	47.3%	
				Alpine Bau GmbH	AUSTRIA								
				HIS d.o.o.	SLOVENIA								
				JV Putevi AD and MPP Jedinstvo	SERBIA								
				MPP Jedinstvo	SERBIA								
				Strabag AG	AUSTRIA								
Total SERBIA :			1								3,170,804	1,500,000	47.3%

(W) Indicates the name and the country of the winning tenderer . All subsequent tenderers listed were unsuccessful in competing for the respective contract.

**Listing of Contracts by Country of Operations (Value in €)  
2009**

TAJIKISTAN	34061	Road Maintenance Development Project	Procurement of Road Maintenance Equipment	SINOHYDRO LEASING CO., LTD (W) China Xinjiang Xinbei GuangXi LiuGong Machinery Co Ltd JV Dushanbe Auto Centre KAMAZ MARUBENI CORPORATION Netopia TJ Ltd SAN BAO Co Ltd TIM LTD TURKUAZ KABLO TAAHHUT TICARET VE SANAYI A.S. Xinjiang YEMA Economy & Trade Co Ltd Xixiang Jinshida International Investment Co. Ltd YARAW Trading House ZEPPELIN International Ltd	CHINA (W) CHINA CHINA TAJIKISTAN JAPAN TAJIKISTAN CHINA RUSSIAN FEDERATION TURKEY CHINA CHINA KYRGYZ REPUBLIC SWITZERLAND	Transport	12/02/2009	Goods	Open	4,619,988	3,067,672	66.4%	
Total TAJIKISTAN :				1							4,619,988	3,067,672	66.4%
UKRAINE	21863	Dnipropetrovsk Municipal Water and Waste-Water Project	A3 Leak Detection equipment	Seba Dynatronc Mess-und Ortungstechnik GmbH (W) CAO Spektr KSK JSC "Hydromashservice"	GERMANY (W) RUSSIAN FEDERATION RUSSIAN FEDERATION	Municipal & Env Inf	21/05/2009	Goods	Open	225,775	225,775	100.0%	
UKRAINE	34901	UkrEsco II	S024:Foamglass production at "NPP Technologiya" LLC, Shostka, Sumskaya oblast	Jiangxi LiTeng Import & Export Trade Co. (W) LANZHOU PENGFEI HEAT PRESERVATION CO., LTD	CHINA (W) CHINA								
UKRAINE	36821	UkrEsco II	S025: Improvement of heating system and thermal insulation of administrative and production building of "NPP Technologiya" LLC, Shostka, Sumskaya oblast	"INVES" LLC (W)	UKRAINE (W)	Country Team	13/08/2009	Works	Local	405,472	405,472	100.0%	
UKRAINE	37141	Rivne Kyiv High Voltage Line Project	Rivne Kyiv High Voltage Line Project - Lenders' Engineer	Fichtner GmbH (W) Mott & MacDonald (UK) MVV Decon (Germany) Poyry (Finland)	GERMANY (W) UNITED KINGDOM GERMANY GERMANY	Power and Energy	27/07/2009	Consultant Services	Competitive	238,880	238,880	100.0%	
Total UKRAINE :				4									4,052,398
Grand Total :				75							375,325,920	241,220,015	64.3%

(W) Indicates the name and the country of the winning tenderer . All subsequent tenderers listed were unsuccessful in competing for the respective contract.

## 2009 Signed Contracts entered after data freeze (3.2.2010)

Op Country	Contract Id	Op Name	Opid	Contract Name	Tenderer Name	Tenderer Country	Sector	Contract Sign Date	Contract Type	Contract Method	Signed Contract Value (EUR)	EBRD Portion (EUR)	% EBRD financed
Russian Federation	21643	Archangelsk Municipal Water	20699	Contract 6. Supply and Installation of SCADA System at WTP	Sinetic Ltd, 3rd Internatsionala st. 127, Novosibirsk, Russia	Russian Federation	MEI	21.08.2009	Supply & Installation	Open	2,157,157	1,462,479	67.80%
Romania	38061	Arges County Solid Waste Project	36477	Waste Collection and Management Equipment - Lot 2 Bins Item 4	SC Europlast Romania SRL	Romania	MEI	22.12.2009	Goods	Open	97,350	97,350	100.00%
Romania	38041	Arges County Solid Waste Project	36477	Waste Collection and Management Equipment Lot 2 Bins Item 2 & 5	Hellenic Environmental Systems Industry	Romania	MEI	23.12.2009	Goods	Open	1,754,317	1,754,317	100.00%
Romania	25026	Arges County Solid Waste Project	36477	Waste Collection and Management Equipment - Lot 2 Bins Item 1 & 3	ESE Industrie GmbH, Germany	Germany	MEI	22.12.2009	Goods	Open	893,121	893,121	100.00%
FYR Macedonia	40501	Macedonia-Bulgaria Transmission Interconnection	27768	Lots 2: Rehabilitation of SS 400/110kV Bitola 2	Dalekovod d.d., Croatia	Croatia	Power and Energy	28.12.2009	Supply & Installation	Open	1,567,083	1,567,083	100.00%
FYR Macedonia	40521	Macedonia-Bulgaria Transmission Interconnection	27768	Lot 1: Rehabilitation of SS 220/110kV Skopje 1	Koncar - Electrical Industries Inc	Croatia	Power and Energy	30.12.2009	Supply & Installation	Open	1,240,615	1,240,615	100.00%
Bosnia and Herzegovina	39961	Power Distribution Reconstruction	35806	EPBiH-ECSEE APL 3 -C3-04/08 Design Supply and Installation of transform substation	Siemens d.o.o. Bosnia and Herzegovina	Bosnia and Herzegovina	Power and Energy	02.12.2009	Supply & Installation	Open	4,695,651	4,695,651	100.00%
Ukraine	40061	Odessa High Voltage Grid Upgrade	33896	Lender's Engineer	EKO-MARK, Poland	Poland	Power and Energy	10.12.2009	Consultancy Services	Direct Selection	9,150	9,150	100.00%
Ukraine	40181	Energatom K2R4	34838	K-ADD-01-Goods 1 Goods and Services for modernization of refuelling machine	Ganz Engineering and Energetics Machinery Ltd	Hungary	Power and Energy	25.11.2009	Goods	Single	3,047,000	3,047,000	100.00%
<b>Total</b>		<b>9</b>									<b>15,461,444</b>	<b>14,766,766</b>	

## AWARDS BY COUNTRY OF ORIGIN OF THE TENDERS (VALUE IN €) 2005 - 2009

Country Name	2005	2006	2007	2008	2009	Total
ALBANIA		3,694,372				3,694,372
ARMENIA					4,559,679	4,559,679
AUSTRIA	6,962,215	24,150,989	130,715,463	226,977,875	93,849,301	482,655,843
AZERBAIJAN				35,591,080		35,591,080
BELGIUM	2,506,400	476,780	481,360		233,880	3,698,420
BOSNIA AND	1,107,221		10,382,561	53,936,113	20,671,923	86,097,818
BULGARIA		1,834,005	6,741,930	10,372,022		18,947,957
CANADA						
CHINA	1,044,759		152,904,017		7,802,259	161,751,035
CROATIA	59,512,103	255,668,153	91,403,647	139,462,515	28,617,463	574,663,881
CZECH REPUBLIC	760,515	20,143,840		1,687,798	13,650,000	36,242,153
DENMARK	477,898	1,281,658	2,969,499		700,000	5,429,055
ESTONIA						
FINLAND	325,854	2,236,462	3,073,610			5,635,926
FRANCE		3,591,960	41,547,572	23,823,578	30,200,000	99,163,110
FYR MACEDONIA	45,975,569	2,058,581		50,814,308		98,848,458
GEORGIA		5,736,238	5,387,976		2,460,484	13,584,698
GERMANY	91,304,718	187,326,334	35,340,631	36,478,710	20,278,035	370,728,428
GREECE	62,491,312	111,792,295				174,283,607
HUNGARY				121,769		121,769
INDIA		49,042,873				49,042,873
IRELAND						
ISRAEL	2,230,610				2,457,519	4,688,129
ITALY	41,846,463	36,230,500	270,954,614	39,587,149	3,170,804	391,789,530
JAPAN	183,429					183,429
KAZAKHSTAN			230,841		66,683,688	66,914,529
LATVIA	1,768,689	3,959,861				5,728,550
LITHUANIA		13,122,916	612,400	1,031,216		14,766,532
LUXEMBOURG			6,626,450			6,626,450
MONTENEGRO *		578,321		3,067,140	2,082,258	5,727,719
NETHERLANDS	9,628,070	9,884,327				19,512,397
NORWAY	94,954					94,954
POLAND	47,064,205	78,164,375	122,617,537	86,829,892	9,846,286	344,522,295
PORTUGAL			376,969			376,969
ROMANIA	44,571	15,024,052	44,397,085	145,043,069	21,449,625	225,958,402
RUSSIAN	173,355,647	310,182,796	1,203,054,663	59,277,225	41,595,640	1,787,465,971
SERBIA *	11,078,792	1,352,683	11,458,935	500,314	3,915,166	28,305,890
SLOVAK			4,987,440			4,987,440
SLOVENIA	1,251,593		58,000,219	39,323,628		98,575,440
SPAIN	2,375,376	42,453,100	7,101,664	886,374		52,816,514
SWEDEN	3,784,988					3,784,988
SWITZERLAND	621,836	1,224,608	91,989	56,457,129	9,768	58,405,330
TAJIKISTAN		1,424,691	204,188			1,628,879
TURKEY	44,863,326	170,996,773		158,019,585		373,879,684
UKRAINE	2,468,970		13,333,005	27,189,080	405,472	43,396,527
UNITED KINGDOM	492,250	123,380	3,850,861	877,172	686,670	6,030,333
UNITED STATES		8,003,793	3,379,804	499,695		11,883,292
<b>Total</b>	<b>615,622,333</b>	<b>1,361,760,716</b>	<b>2,232,226,930</b>	<b>1,197,854,436</b>	<b>375,325,920</b>	<b>5,782,790,335</b>

\* Montenegro declared independence on 3 June 2006. For statistical purposes, all contracts signed before 1 January 2006, which were previously reported under Serbia & Montenegro, are now reported solely under Serbia. All contracts signed after 1 January 2006 have been assigned to Montenegro or Serbia respectively even if they were signed before the declaration of independence.

## AWARDS BY COUNTRY OF ORIGIN OF THE TENDERERS (NUMBER) 2005 - 2009

Country Name	2005	2006	2007	2008	2009	Total
ALBANIA		3				3
ARMENIA					1	1
AUSTRIA	2	3	9	9	8	31
AZERBAIJAN				1		1
BELGIUM	1	1	1		1	4
BOSNIA AND HERZEGOVINA	1		3	27	20	51
BULGARIA		1	6	6		13
CANADA						
CHINA	5		2		2	9
CROATIA	10	6	8	11	6	41
CZECH REPUBLIC	1	2		2	1	6
DENMARK	1	3	1		1	6
ESTONIA						
FINLAND	2	1	2			5
FRANCE		2	7	4	1	14
FYR MACEDONIA	5	2		1		8
GEORGIA		1	3		2	6
GERMANY	17	11	8	6	6	48
GREECE	5	3				8
HUNGARY				1		1
INDIA		1				1
IRELAND						
ISRAEL	1				1	2
ITALY	9	5	8	2	1	25
JAPAN	1					1
KAZAKHSTAN			1		1	2
LATVIA	9	5				14
LITHUANIA		2	2	1		5
LUXEMBOURG			1			1
MONTENEGRO *		2		1	2	5
NETHERLANDS	2	1				3
NORWAY	1					1
POLAND	9	9	7	7	1	33
PORTUGAL			2			2
ROMANIA	1	3	14	12	7	37
RUSSIAN FEDERATION	19	7	15	8	8	57
SERBIA *	5	4	5	2	2	18
SLOVAK REPUBLIC	1		1			2
SLOVENIA			2	5		7
SPAIN	1	5	1	2		9
SWEDEN	4					4
SWITZERLAND	1	2	13	7	1	24
TAJIKISTAN		2	1			3
TURKEY	4	8		2		14
UKRAINE	3		7	4	1	15
UNITED KINGDOM	1	1	5	2	1	10
UNITED STATES		2	3	1		6
<b>Total</b>	<b>122</b>	<b>98</b>	<b>138</b>	<b>124</b>	<b>75</b>	<b>557</b>

\* Montenegro declared independence on 3 June 2006. For statistical purposes, all contracts signed before 1 January 2006, which were previously reported under Serbia & Montenegro, are now reported solely under Serbia. All contracts signed after 1 January 2006 have been assigned to Montenegro or Serbia respectively even if they were signed before the declaration of independence.

**AWARDS BY COUNTRY OF ORIGIN OF THE TENDERERS (VALUE IN € BY  
CONTRACT TYPE)  
2009**

Country of Winning Tenderer	Consultant Services	Goods	Services	Supply & Installation	Works	Total
ARMENIA					4,559,679	4,559,679
AUSTRIA					93,849,301	93,849,301
BELGIUM	233,880					233,880
BOSNIA AND HERZEGOVINA		7,958,362		1,503,669	11,209,892	20,671,923
CHINA		4,619,988		3,182,271		7,802,259
CROATIA		1,169,660		255,996	27,191,807	28,617,463
CZECH REPUBLIC		13,650,000				13,650,000
DENMARK	700,000					700,000
FRANCE				30,200,000		30,200,000
GEORGIA		2,460,484				2,460,484
GERMANY	1,570,861	225,775		18,481,399		20,278,035
GREECE						
ISRAEL				2,457,519		2,457,519
ITALY					3,170,804	3,170,804
JAPAN						
KAZAKHSTAN				66,683,688		66,683,688
KOREA						
KYRGYZ REPUBLIC						
MONTENEGRO					2,082,258	2,082,258
NETHERLANDS						
POLAND					9,846,286	9,846,286
PORTUGAL						
ROMANIA		3,171,755		2,989,750	15,288,120	21,449,625
RUSSIAN FEDERATION		207,122		24,364,698	17,023,820	41,595,640
SERBIA	50,000				3,865,166	3,915,166
SLOVENIA						
SPAIN						
SWITZERLAND	9,768					9,768
TAJIKISTAN						
TURKEY						
UKRAINE					405,472	405,472
UNITED KINGDOM		686,670				686,670
UNITED STATES						
<b>Total</b>	<b>2,564,508.81</b>	<b>34,149,814.95</b>	<b>0</b>	<b>150,118,989.91</b>	<b>188,492,606.19</b>	<b>375,325,920</b>

**AWARDS BY COUNTRY OF ORIGIN OF THE TENDERERS  
(VALUE IN € BY PROCUREMENT METHOD)**

Country of Operations	Open Tender	Selective Tender	Local Tender	Shopping	Competitive Selection	Single Tender	Total
ARMENIA	4,559,679						4,559,679
AUSTRIA	93,849,301						93,849,301
BELGIUM					233,880		233,880
BOSNIA AND HERZEGOVINA	20,671,923						20,671,923
CHINA	7,802,259						7,802,259
CROATIA	28,617,463						28,617,463
CZECH REPUBLIC	13,650,000						13,650,000
DENMARK					700,000		700,000
FRANCE	30,200,000						30,200,000
GEORGIA	2,460,484						2,460,484
GERMANY	18,707,174				1,570,861		20,278,035
GREECE							
ISRAEL	2,457,519						2,457,519
ITALY	3,170,804						3,170,804
JAPAN							
KAZAKHSTAN	66,683,688						66,683,688
KOREA							
KYRGYZ REPUBLIC							
MONTENEGRO	2,082,258						2,082,258
NETHERLANDS							
POLAND	9,846,286						9,846,286
PORTUGAL							
ROMANIA	21,273,205		176,420				21,449,625
RUSSIAN FEDERATION	41,595,640						41,595,640
SERBIA	3,865,166	50,000					3,915,166
SLOVENIA							
SPAIN							
SWITZERLAND					9,768		9,768
TAJIKISTAN							
TURKEY							
UKRAINE			405,472				405,472
UNITED KINGDOM	686,670						686,670
UNITED STATES							
<b>Total</b>	<b>372,179,519</b>	<b>50,000</b>	<b>581,892</b>	<b>0</b>	<b>2,514,509</b>	<b>0</b>	<b>375,325,920</b>



## CONTRACTS AWARDED BY COUNTRY OF ORIGIN OF THE TENDERERS 2009

Country of Winning Tenderer: ARMENIA									
Winning Tenderer	Op Country	OP Name	Contract Name	Sector	Contract Sign Date	Contract Type	Contract Method	Signed Contract Value (EUR)	EBRD Portion (EUR)
JV Griar - Dorozhnik	ARMENIA	Armenia Lake Sevan Basin Environmental Project	Rehabilitation of wastewater networks in Gavar, Jermuk, Martuni, Sevan and Vardenis	Municipal & Env Inf	25/09/2009	Works	Open	4,559,679	1,450,000
<b>Total :</b>	<b>1</b>							<b>4,559,679</b>	<b>1,450,000</b>
Country of Winning Tenderer: AUSTRIA									
Winning Tenderer	Op Country	OP Name	Contract Name	Sector	Contract Sign Date	Contract Type	Contract Method	Signed Contract Value (EUR)	EBRD Portion (EUR)
JV Swietelsky Bau GmbH / Alpine Bau GmbH	BOSNIA AND HERZEGOVINA	Bosnia and Herzegovina Regional Railway Project	Lot 3: Railways Track Overhaul Improvement, Section: Kostajnica-Josavka	Transport	10/11/2009	Works	Open	33,865,462	16,932,731
JV Swietelsky Bau GmbH / Alpine Bau GmbH	BOSNIA AND HERZEGOVINA	Bosnia and Herzegovina Regional Railway Project	Railways Track Overhaul Improvement at B&H, Section: Konić Raska Gora	Transport	09/11/2009	Works	Open	26,099,226	13,049,613
JV Swietelsky Bau GmbH / Alpine Bau GmbH	BOSNIA AND HERZEGOVINA	Bosnia and Herzegovina Regional Railway Project	Lot 2: Railways Track Overhaul Improvement at B&H, Section: Raska Gora-Capliina	Transport	09/11/2009	Works	Open	25,000,473	12,500,237
STRABAG AG	BOSNIA AND HERZEGOVINA	Bosnia & Herzegovina Road Rehabilitation Project	Lot 3: M-15 Livno-Sujica, Road Section km 0+500 - km 14+200	Transport	11/08/2009	Works	Open	1,090,115	931,723
STRABAG AG	BOSNIA AND HERZEGOVINA	Bosnia & Herzegovina Road Rehabilitation Project	Lot 5: M-16.2 Gornji Vakuf - Varvara (Prozor) km 35+000 - km 48+000	Transport	11/08/2009	Works	Open	1,086,017	928,220
Porr Technobau und Umwelt AG	MONTENEGRO	Montenegro Rail Infrastructure Emergency Project	Rehabilitation of Tunnel Ostrovica (Tunnel No.182 km 347+172.44 - km 350+999.75)	Transport	03/12/2009	Works	Open	4,774,053	4,080,387
Alpine Bau GmbH	MONTENEGRO	Montenegro Rail Infrastructure Emergency Project	Lot 1: Rehabilitation of Slopes	Transport	25/03/2009	Works	Open	1,565,583	1,338,104
Alpine Bau GmbH	MONTENEGRO	Montenegro Rail Infrastructure Emergency Project	Lot 1: Rehabilitation of Slopes	Transport	25/03/2009	Works	Open	368,371	314,848
<b>Total :</b>	<b>8</b>							<b>93,849,301</b>	<b>50,075,862</b>
Country of Winning Tenderer: BELGIUM									
Winning Tenderer	Op Country	OP Name	Contract Name	Sector	Contract Sign Date	Contract Type	Contract Method	Signed Contract Value (EUR)	EBRD Portion (EUR)
Consortium Technum - Trapec - WSP	ROMANIA	Brasov Urban Transport (City Loan) - Extension	Procurement, implementation and supervision services	Municipal & Env Inf	15/06/2009	Consultant Services	Competitive	233,880	233,880
<b>Total :</b>	<b>1</b>							<b>233,880</b>	<b>233,880</b>

## CONTRACTS AWARDED BY COUNTRY OF ORIGIN OF THE TENDERERS 2009

Country of Winning Tenderer: BOSNIA AND HERZEGOVINA									
Winning Tenderer	Op Country	OP Name	Contract Name	Sector	Contract Sign Date	Contract Type	Contract Method	Signed Contract Value (EUR)	EBRD Portion (EUR)
Buk Promet Doo Bijeljina	BOSNIA AND HERZEGOVINA	Bijeljina Waste Water Collection System	Construction of secondary and tertiary foul sewers & reconstruction of surface water drains & portable water network GSEK1 & GSEK10	Municipal & Env Inf	10/07/2009	Works	Open	3,619,691	3,619,691
Malcom d.o.o	BOSNIA AND HERZEGOVINA	Power Distribution Reconstruction Project	EPBiH APL3-C1-03/08 Lot 1,2,4,5 &6 Supply of Equipment for Distr. Lines	Power and Energy	06/01/2009	Goods	Open	2,704,720	2,704,720
Elsa Trade d.o.o.	BOSNIA AND HERZEGOVINA	Power Distribution Reconstruction Project	EPBiH APL3-C1-03/08 Lot 3 Supply of Equipment for Distr. Lines	Power and Energy	07/01/2009	Goods	Open	2,476,983	2,476,983
NITES d.o.o.	BOSNIA AND HERZEGOVINA	Power Distribution Reconstruction Project	ERS-P4-03/08 Automated Metering Management Systems, Meters & services	Power and Energy	08/06/2009	Goods	Open	1,834,526	1,834,526
Kaldera company EL.PG.P d.o.o.	BOSNIA AND HERZEGOVINA	Power Distribution Reconstruction Project	ERS-P4-02/08-EP Equipment for recon. of 35KV Overhead lines in Pale region	Power and Energy	23/07/2009	Supply & Installation	Open	1,503,669	1,503,669
Zvornikputevi	BOSNIA AND HERZEGOVINA	Bosnia & Herzegovina Road Rehabilitation Project	Lot 1: M-4 Donja Orahovica - Lukavac Road Section km 26+700 - km 47+000	Transport	11/08/2009	Works	Open	1,330,426	1,137,116
JV MG-MIND Mrkonjic Grad and RADPUTEVI Bihac	BOSNIA AND HERZEGOVINA	Bosnia & Herzegovina Road Rehabilitation Project	Lot 4: M-5 Bihac 5 - Bihac 6, Road Section km 0+000 - km 3+500, M-14 Bosanska Krupa - Ljusina, Road Section km 33+100 - km 41+500	Transport	11/08/2009	Works	Open	1,070,768	915,186
Umel-Dalekovodmontaza d.o.o. Tuzla	BOSNIA AND HERZEGOVINA	Power Distribution Reconstruction Project	Package 4 EPBiH-ECSEE-APL3-C1-W-06/08	Power and Energy	22/07/2009	Works	Open	1,051,591	1,051,591
Deling d.o.o.	BOSNIA AND HERZEGOVINA	Power Distribution Reconstruction Project	Package 3 EPBiH - ECSEE-APL3-C2-W-05/08	Power and Energy	30/06/2009	Works	Open	816,109	816,109
Energoinvest	BOSNIA AND HERZEGOVINA	Power Distribution Reconstruction Project	Package 1 EPBiH-ECSEE-APL3-C1-W-06/08	Power and Energy	19/06/2009	Works	Open	757,415	757,415
Step d.d.Sarajevo	BOSNIA AND HERZEGOVINA	Power Distribution Reconstruction Project	Package 3 No.EPBiH-ECSEE-APL3-C1-W-06/08	Power and Energy	19/06/2009	Works	Open	640,014	640,014
JV OPTIMA IT d.o.o., Unis Telekom d.d. and KING ICT d.o.o.	BOSNIA AND HERZEGOVINA	Bosnia and Herzegovina Air Traffic Management System	Procurement of Goods and Associated Services for the B & H Aeronautical Network	Transport	07/07/2009	Goods	Open	505,639	505,639
Sarajevoputevi DD	BOSNIA AND HERZEGOVINA	Bosnia & Herzegovina Road Rehabilitation Project	Lot 6: M-17 Hadzici - Tarcin, Road Section km 12+900 - km 21+800	Transport	11/08/2009	Works	Open	495,119	423,179
Zvornikputevi	BOSNIA AND HERZEGOVINA	Bosnia & Herzegovina Road Rehabilitation Project	Lot 2: M-18 Granica RS/FBH Banj Brdo-Simin Han, Road Section km 70+000 - km 81+500	Transport	11/08/2009	Works	Open	480,187	410,416

## CONTRACTS AWARDED BY COUNTRY OF ORIGIN OF THE TENDERERS 2009

ENERGOINVEST SUE D.D	BOSNIA AND HERZEGOVINA	Bosnia and Herzegovina Air Traffic Management System	Procurement of Goods and Associated Services for Power Installation and Equipment	Transport	12/06/2009	Goods	Open	436,494	436,494
Deling d.o.o.	BOSNIA AND HERZEGOVINA	Power Distribution Reconstruction Project	Package 2 EPBiH-ECSEE-APL3-C2	Power and Energy	30/06/2009	Works	Open	277,709	277,709
Deling d.o.o.	BOSNIA AND HERZEGOVINA	Power Distribution Reconstruction Project	Package 1 EPBiH - ECSEE-APL3-C2-W-05/08	Power and Energy	30/06/2009	Works	Open	203,218	203,218
Energoinvest	BOSNIA AND HERZEGOVINA	Power Distribution Reconstruction Project	Package 5 EPBiH-ECSEE-APL3-C1-W-06/08	Power and Energy	19/06/2009	Works	Open	189,396	189,396
AMITEA d.o.o. Mostar	BOSNIA AND HERZEGOVINA	Power Distribution Reconstruction Project	Package 2 No.EPBiH-ECSEE-APL3-C1-W-06/08	Power and Energy	19/06/2009	Works	Open	143,760	143,760
Umel-Dalekovodmontaza d.o.o. Tuzla	BOSNIA AND HERZEGOVINA	Power Distribution Reconstruction Project	Package 6 EPBiH-ECSEE-APL3-C1-W-06/08	Power and Energy	22/07/2009	Works	Open	134,490	134,490
<b>Total :</b>	<b>20</b>							<b>20,671,923</b>	<b>20,181,321</b>
<b>Country of Winning Tenderer: CHINA</b>									
Winning Tenderer	Op Country	OP Name	Contract Name	Sector	Contract Sign Date	Contract Type	Contract Method	Signed Contract Value (EUR)	EBRD Portion (EUR)
SINOHYDRO LEASING CO., LTD	TAJIKISTAN	Road Maintenance Development Project	Procurement of Road Maintenance Equipment	Transport	12/02/2009	Goods	Open	4,619,988	3,067,672
Jiangxi LiTeng Import & Export Trade Co.	UKRAINE	UkrEsco II	S024:Foamglass production at "NPP Tehnologiya"LLC, Shostka, Sumska oblast	Country Team	02/02/2009	Supply & Installation	Open	3,182,271	3,182,271
<b>Total :</b>	<b>2</b>							<b>7,802,259</b>	<b>6,249,943</b>
<b>Country of Winning Tenderer: CROATIA</b>									
Winning Tenderer	Op Country	OP Name	Contract Name	Sector	Contract Sign Date	Contract Type	Contract Method	Signed Contract Value (EUR)	EBRD Portion (EUR)
JV Zagreb-Montaza d.o.o. & Hidrocommerce d.o.o. & Montmontaza-Plinovodovod	CROATIA	Zagreb Holding Water and Sewer Investment Project	1A LOT2 - Sewerage Groups 7,8 and 9 (New Zagreb, Trešnjevka, , Zagreb East)	Municipal & Env Inf	15/06/2009	Works	Open	13,131,353	6,565,677
JV Vodotehnika & Monter-Strojiarske Montaze d.d	CROATIA	Zagreb Holding Water and Sewer Investment Project	1A LOT 1 - Water supply Group 2-Zagreb East	Municipal & Env Inf	15/06/2009	Works	Open	9,852,055	4,926,028
OSIJEK KOTEKS d.o.o.	CROATIA	Zagreb Holding Water and Sewer Investment Project	1B Water Reservoir Cerje	Municipal & Env Inf	07/05/2009	Works	Open	4,208,398	2,104,199
ABB Ltd	FYR MACEDONIA	FYR Macedonia Transmission Interconnection	Package 1 Lot 1. Procurement of eight 400kV circuit breakers	Power and Energy	04/03/2009	Goods	Open	809,501	809,501
ABB Ltd	FYR MACEDONIA	FYR Macedonia Transmission Interconnection	Package 1 Lot 2 Procurement of Protection Systems	Power and Energy	04/03/2009	Goods	Open	360,159	360,159
ABB Ltd	FYR MACEDONIA	FYR Macedonia Transmission Interconnection	Package 2 Supply & Instal of new Bay Control Units in Dubrovo & Skopje 4	Power and Energy	04/03/2009	Supply & Installation	Open	255,996	255,996
<b>Total :</b>	<b>6</b>							<b>28,617,463</b>	<b>15,021,559</b>

## CONTRACTS AWARDED BY COUNTRY OF ORIGIN OF THE TENDERERS 2009

<b>Country of Winning Tenderer: CZECH REPUBLIC</b>									
Winning Tenderer	Op Country	OP Name	Contract Name	Sector	Contract Sign Date	Contract Type	Contract Method	Signed Contract Value (EUR)	EBRD Portion (EUR)
Skoda Electric a.s.	BULGARIA	Sofia Electrical Public Transport	Procurement of Trolleybuses	Municipal & Env Inf	04/11/2009	Goods	Open	13,650,000	13,650,000
<b>Total :</b>	<b>1</b>							<b>13,650,000</b>	<b>13,650,000</b>
<b>Country of Winning Tenderer: DENMARK</b>									
Winning Tenderer	Op Country	OP Name	Contract Name	Sector	Contract Sign Date	Contract Type	Contract Method	Signed Contract Value (EUR)	EBRD Portion (EUR)
COWI A/S	ROMANIA	Arges County Regional Solid Waste Project	Technical Assistance for PPP Contracts- Preparation of concessions and regulatory support	Municipal & Env Inf	03/08/2009	Consultant Services	Competitive	700,000	700,000
<b>Total :</b>	<b>1</b>							<b>700,000</b>	<b>700,000</b>
<b>Country of Winning Tenderer: FRANCE</b>									
Winning Tenderer	Op Country	OP Name	Contract Name	Sector	Contract Sign Date	Contract Type	Contract Method	Signed Contract Value (EUR)	EBRD Portion (EUR)
Thales Air Systems S.A.	<REGIONAL>	Future Air Traffic Management Modernisation & Upgrading Syst	Supply and Installation of the Equipment for Future Air Traffic Management Modernisation and Upgrade System of Serbia and Montenegro	Transport	09/03/2009	Supply & Installation	Open	30,200,000	30,200,000
<b>Total :</b>	<b>1</b>							<b>30,200,000</b>	<b>30,200,000</b>
<b>Country of Winning Tenderer: GEORGIA</b>									
Winning Tenderer	Op Country	OP Name	Contract Name	Sector	Contract Sign Date	Contract Type	Contract Method	Signed Contract Value (EUR)	EBRD Portion (EUR)
Hyundai Auto	GEORGIA	Batumi Public Transport Project	Medium Floor Diesel Midi -buses Lot 1	Municipal & Env Inf	20/08/2009	Goods	Open	2,349,110	2,349,110
GT Group Ltd	GEORGIA	Batumi Public Transport Project	Supply of bus maintenance equipment - LOT 2	Municipal & Env Inf	09/03/2009	Goods	Open	111,373	111,373
<b>Total :</b>	<b>2</b>							<b>2,460,484</b>	<b>2,460,484</b>
<b>Country of Winning Tenderer: GERMANY</b>									
Winning Tenderer	Op Country	OP Name	Contract Name	Sector	Contract Sign Date	Contract Type	Contract Method	Signed Contract Value (EUR)	EBRD Portion (EUR)
Thales Rail Signalling Solutions GmbH	BOSNIA AND HERZEGOVINA	Bosnia and Herzegovina Regional Railway Project	Supply & Installation of Station Interlocking Signal Systems on Section Koniic-Capljina	Transport	30/12/2009	Supply & Installation	Open	11,742,603	5,871,301
Thales Rail Signalling Solutions GmbH	BOSNIA AND HERZEGOVINA	Bosnia and Herzegovina Regional Railway Project	Supply & Installation of Station Interlocking Signal Systems on Section Kostainica-Josavka	Transport	29/12/2009	Supply & Installation	Open	6,738,796	3,369,398

## CONTRACTS AWARDED BY COUNTRY OF ORIGIN OF THE TENDERERS 2009

Poyry Infra GmbH	BOSNIA AND HERZEGOVINA	B&H: Regional Road Development Programme	Lot 2: Consultants' Services for Preparation of Feasibility Study and the Environmental Impact Assessment	Transport	05/02/2009	Consultant Services	Competitive	549,764	549,764
Ingenieurgesellschaft Prof. Czurda & Partner mbH	ROMANIA	Bacau Solid Waste Management Project	Technical Assistance for the Preparation of Concessions and Regulatory Support	Municipal & Env Inf	24/06/2009	Consultant Services	Competitive	782,217	782,217
Fichtner GmbH	UKRAINE	Rivne Kyiv High Voltage Line Project	Rivne Kyiv High Voltage Line Project - Lenders' Engineer	Power and Energy	27/07/2009	Consultant Services	Competitive	238,880	238,880
Seba Dynatronic Mess-und Ortungstechnik GmbH	UKRAINE	Dnipropetrovsk Municipal Water and Waste-Water Project	A3 Leak Detection equipment	Municipal & Env Inf	21/05/2009	Goods	Open	225,775	225,775
<b>Total :</b>	<b>6</b>							<b>20,278,035</b>	<b>11,037,335</b>
<b>Country of Winning Tenderer: ISRAEL</b>									
<b>Winning Tenderer</b>	<b>Op Country</b>	<b>OP Name</b>	<b>Contract Name</b>	<b>Sector</b>	<b>Contract Sign Date</b>	<b>Contract Type</b>	<b>Contract Method</b>	<b>Signed Contract Value (EUR)</b>	<b>EBRD Portion (EUR)</b>
Tahal Consulting Engineers Ltd	RUSSIAN FEDERATION	Kazan Municipal Water and Wastewater Loan	A.2-Iskhoz Wastewater Pumping Station	Municipal & Env Inf	29/07/2009	Supply & Installation	Open	2,457,519	1,336,763
<b>Total :</b>	<b>1</b>							<b>2,457,519</b>	<b>1,336,763</b>
<b>Country of Winning Tenderer: ITALY</b>									
<b>Winning Tenderer</b>	<b>Op Country</b>	<b>OP Name</b>	<b>Contract Name</b>	<b>Sector</b>	<b>Contract Sign Date</b>	<b>Contract Type</b>	<b>Contract Method</b>	<b>Signed Contract Value (EUR)</b>	<b>EBRD Portion (EUR)</b>
Unieco Soc. Coop	SERBIA	Duboko Solid Waste	Landfill construction	Municipal & Env Inf	03/06/2009	Works	Open	3,170,804	1,500,000
<b>Total :</b>	<b>1</b>							<b>3,170,804</b>	<b>1,500,000</b>
<b>Country of Winning Tenderer: KAZAKHSTAN</b>									
<b>Winning Tenderer</b>	<b>Op Country</b>	<b>OP Name</b>	<b>Contract Name</b>	<b>Sector</b>	<b>Contract Sign Date</b>	<b>Contract Type</b>	<b>Contract Method</b>	<b>Signed Contract Value (EUR)</b>	<b>EBRD Portion (EUR)</b>
"Alcatel-Lucent Kazakhstan" LLP	KAZAKHSTAN	KTZ Transtelecom Communication Infrastructure Modernisation	Delivery & Installation Backbone Telecommunication Network	Transport	01/12/2009	Supply & Installation	Open	66,683,688	33,341,844
<b>Total :</b>	<b>1</b>							<b>66,683,688</b>	<b>33,341,844</b>
<b>Country of Winning Tenderer: MONTENEGRO</b>									
<b>Winning Tenderer</b>	<b>Op Country</b>	<b>OP Name</b>	<b>Contract Name</b>	<b>Sector</b>	<b>Contract Sign Date</b>	<b>Contract Type</b>	<b>Contract Method</b>	<b>Signed Contract Value (EUR)</b>	<b>EBRD Portion (EUR)</b>
JV "Hidrotehnika-Hidroenergetika & Geosonda-Konsolidacija"	MONTENEGRO	Montenegro Rail Infrastructure Emergency Project	Lot 2: Rehabilitation of Slopes	Transport	25/03/2009	Works	Open	1,398,024	1,194,892
JV "Hidrotehnika-Hidroenergetika & Geosonda-Konsolidacija"	MONTENEGRO	Montenegro Rail Infrastructure Emergency Project	Lot 2: Rehabilitation of Slopes	Transport	25/03/2009	Works	Open	684,234	584,815
<b>Total :</b>	<b>2</b>							<b>2,082,258</b>	<b>1,779,707</b>

## CONTRACTS AWARDED BY COUNTRY OF ORIGIN OF THE TENDERERS 2009

Country of Winning Tenderer: POLAND									
Winning Tenderer	Op Country	OP Name	Contract Name	Sector	Contract Sign Date	Contract Type	Contract Method	Signed Contract Value (EUR)	EBRD Portion (EUR)
Eko Wark Sp.z.o.o. and SC Selina SRL Oradea	ROMANIA	Oradea Water and Wastewater Extension	New construction of water and sewage network in Oradea	Municipal & Env Inf	03/03/2009	Works	Open	9,846,286	3,278,813
<b>Total :</b>	<b>1</b>							<b>9,846,286</b>	<b>3,278,813</b>
Country of Winning Tenderer: ROMANIA									
Winning Tenderer	Op Country	OP Name	Contract Name	Sector	Contract Sign Date	Contract Type	Contract Method	Signed Contract Value (EUR)	EBRD Portion (EUR)
S.C. T.M.U.C.B. S.A. & S.C. General Fluid S.A. & S.C. Elsaco Electronic S.R.L.	ROMANIA	Bucharest Multi-Sector Project (Radet)	Lots W1.2.1, W1.2.2, W1.2.3, W1.2.4, W1.2.5 Works in Substations	Municipal & Env Inf	31/03/2009	Works	Open	9,270,991	6,647,300
JV SC Casrep Srl and SC Probit Srl	ROMANIA	MELF Iasi	Rehabilitation of Chirita Water Pumping Station from savings	Municipal & Env Inf	27/02/2009	Works	Open	3,764,256	3,500,000
JV ADREM INVEST SRL - IDS	ROMANIA	CFR Rail Traction Project	Lot 2: Supply and Installation of SCADA equipment	Transport	06/03/2009	Supply & Installation	Open	2,989,750	2,006,122
SC DAS Srl Iasi	ROMANIA	Iasi District Heating Project	Contract 4 Installation and construction of thermal stations and thermal modules	Municipal & Env Inf	18/05/2009	Works	Open	2,252,874	1,464,368
MHS Truck & Bus SRL	ROMANIA	Arges County Regional Solid Waste Project	Waste collection and management equipment - Lot 1B Vehicles	Municipal & Env Inf	20/11/2009	Goods	Open	1,835,000	1,835,000
EVW HOLDING SRL	ROMANIA	Arges County Regional Solid Waste Project	Waste collection and management equipment - Lot 1A Vehicles	Municipal & Env Inf	20/11/2009	Goods	Open	1,160,335	1,160,335
SC Star West Market Impex SRL	ROMANIA	MELF Brasov	Procurement of 2 sewerage cleaners and sewerage maintenance equipments	Municipal & Env Inf	22/09/2009	Goods	Local	176,420	176,420
<b>Total :</b>	<b>7</b>							<b>21,449,625</b>	<b>16,789,545</b>
Country of Winning Tenderer: RUSSIAN FEDERATION									
Winning Tenderer	Op Country	OP Name	Contract Name	Sector	Contract Sign Date	Contract Type	Contract Method	Signed Contract Value (EUR)	EBRD Portion (EUR)
OOO Veltlan-Story and ZAO Tiss	RUSSIAN FEDERATION	Kaliningrad Water and Environmental Services Project	A1 Eastern Water Works and Moskovskaya Pumping Station	Municipal & Env Inf	21/12/2009	Supply & Installation	Open	19,995,802	8,100,000
STS SanteKhService/TISS/ICC Interior-R/DEC QSK/MosoblspeTsstroy	RUSSIAN FEDERATION	Vologda Municipal Water Services Project	A1 - Water Treatment Reconstruction of the waterworks Contract 3	Municipal & Env Inf	12/02/2009	Works	Open	7,852,906	6,439,383
Spetsializirovannoe Kariernoie Upravlenie Ltd, SKU-57 Ltd and LLC Enterprize for	RUSSIAN FEDERATION	Surgut Municipal Services Development Programme	Contract J3 Lot 1-3 - New Sewage Collector	Municipal & Env Inf	04/09/2009	Works	Open	4,715,444	3,996,139
Inzhenerno-stroitel'naya kompania SOYUZ-SETI CJSC	RUSSIAN FEDERATION	Lipetsk Municipal Infrastructure Project	2b Modernization of TSS & DSS ( PS-7)	Municipal & Env Inf	26/10/2009	Supply & Installation	Open	3,984,646	3,984,646

## CONTRACTS AWARDED BY COUNTRY OF ORIGIN OF THE TENDERERS 2009

Yuganskpromtekhmontazh LLC	RUSSIAN FEDERATION	Khanty-Mansi Municipal Services Development Programme:Pyt'Ya	Pyt-Yakh Municipal Services Development project. Heat, Water and Wastewater Network Crossing Under Railways	Municipal & Env Inf	23/11/2009	Works	Open	3,097,302	3,097,302
LLC Rosecostroy	RUSSIAN FEDERATION	Lipetsk Municipal Infrastructure Project	11a Reconstruction of Central Wastewater Pumping Stations (WWPS)	Municipal & Env Inf	16/10/2009	Works	Open	1,358,167	1,358,167
ZAO DAKT Engineering	RUSSIAN FEDERATION	Kazan Municipal Water and Wastewater Loan	A.1-Lot 1Mechanical sludge dewatering shop renovation, design works, equipment and materials	Municipal & Env Inf	30/04/2009	Supply & Installation	Open	384,250	384,250
Labtest LLC	RUSSIAN FEDERATION	Lipetsk Municipal Infrastructure Project	12 Laboratory for water quality monitoring	Municipal & Env Inf	02/10/2009	Goods	Open	207,122	207,122
<b>Total :</b>	<b>8</b>							<b>41,595,640</b>	<b>27,567,009</b>
<b>Country of Winning Tenderer: SERBIA</b>									
Winning Tenderer	Op Country	OP Name	Contract Name	Sector	Contract Sign Date	Contract Type	Contract Method	Signed Contract Value (EUR)	EBRD Portion (EUR)
Vladeta Milenkovic	BOSNIA AND HERZEGOVINA	Power Distribution Reconstruction Project	EPRS-P4-CONS-02/9 Support to PIU - FRAMEWORK AGREEMENT	Power and Energy	05/02/2009	Consultant Services	Selection from a shortlis	50,000	50,000
MPP Jedinstvo	MONTENEGRO	Montenegro Regional Water Supply Project	Rehabilitation of Regional Water Supply Pipeline between Budva and Tivat	Municipal & Env Inf	19/10/2009	Works	Open	3,865,166	3,214,039
<b>Total :</b>	<b>2</b>							<b>3,915,166</b>	<b>3,264,039</b>
<b>Country of Winning Tenderer: SWITZERLAND</b>									
Winning Tenderer	Op Country	OP Name	Contract Name	Sector	Contract Sign Date	Contract Type	Contract Method	Signed Contract Value (EUR)	EBRD Portion (EUR)
Association of Swiss Consultants	BOSNIA AND HERZEGOVINA	Power Distribution Reconstruction Project	EPHZHB-PIU Consultant-Call Off 6	Power and Energy	01/01/2009	Consultant Services	Competitive	9,768	9,768
<b>Total :</b>	<b>1</b>							<b>9,768</b>	<b>9,768</b>
<b>Country of Winning Tenderer: UKRAINE</b>									
Winning Tenderer	Op Country	OP Name	Contract Name	Sector	Contract Sign Date	Contract Type	Contract Method	Signed Contract Value (EUR)	EBRD Portion (EUR)
"INVES" LLC	UKRAINE	UkrEsco II	S025: Improvement of heating system and thermal insulation of administrative and production building of "NPP Tekhnologiya" LLC, Shostka, Sums kaya obl	Country Team	13/08/2009	Works	Local	405,472	405,472
<b>Total :</b>	<b>1</b>							<b>405,472</b>	<b>405,472</b>
<b>Country of Winning Tenderer: UNITED KINGDOM</b>									
Winning Tenderer	Op Country	OP Name	Contract Name	Sector	Contract Sign Date	Contract Type	Contract Method	Signed Contract Value (EUR)	EBRD Portion (EUR)
Unit Export Limited	ROMANIA	Arges County Regional Solid Waste Project	Waste collection and management equipment - Lot 1E & 1F Vehicles	Municipal & Env Inf	23/11/2009	Goods	Open	686,670	686,670
<b>Total :</b>	<b>1</b>							<b>686,670</b>	<b>686,670</b>
<b>Grand Total :</b>	<b>75</b>							<b>375,325,920</b>	<b>241,220,015</b>

## Distribution of Tenders Submitted by Country of Operations and by Business Sector

2009	Unsuccessful tenders					Successful tenders					Aggregate
Report on Business Sector and Countries of Operations	Country Team	Municipal & Env Inf	Power and Energy	Transport	Total # of losing tenders submitted	Country Team	Municipal & Env Inf	Power and Energy	Transport	Total # of winning tenders submitted	Total # of Tenders Submitted
REGIONAL				3	3				1	1	4
ARMENIA		5			5		1			1	6
BOSNIA AND HERZEGOVINA		7	24	53	84		1	15	14	30	114
BULGARIA							1			1	1
CROATIA		18			18		3			3	21
FYR MACEDONIA			6		6			3		3	9
GEORGIA		5			5		2			2	7
KAZAKHSTAN				1	1				1	1	2
MONTENEGRO		3		6	9		1		5	6	15
ROMANIA		21		4	25		11		1	12	37
RUSSIAN FEDERATION		25			25		9			9	34
SERBIA		5			5		1			1	6
TAJIKISTAN				12	12				1	1	13
UKRAINE	1	2	3		6	2	1	1		4	10
Total Activity in Countries of Operations	1	91	33	79	204	2	31	19	23	75	279



# DISTRIBUTION OF TENDERS SUBMITTED BY COUNTRY OF ORIGIN OF THE TENDERS AND BY COUNTRY OF OPERATION

2009	Unsuccessful tenders															Successful tenders																		
Report on Countries of Operations and Country of Origin of the Tenderers	REGIONAL	ALBANIA	ARMENIA	BOSNIA & HERZEGOVINA	BULGARIA	CROATIA	FYR MACEDONIA	GEORGIA	KAZAKHSTAN	MONTENEGRO	ROMANIA	RUSSIAN FEDERATION	SERBIA	TAJIKISTAN	UKRAINE	Total # of unsuccessful tenders submitted	REGIONAL	ALBANIA	ARMENIA	BOSNIA & HERZEGOVINA	BULGARIA	CROATIA	FYR MACEDONIA	GEORGIA	KAZAKHSTAN	MONTENEGRO	ROMANIA	RUSSIAN FEDERATION	SERBIA	TAJIKISTAN	UKRAINE	Total # of successful tenders submitted	Aggregate total of tenders submitted	
ARMENIA			3													3		1														1	4	
AUSTRIA				10		3				5		1	2			21				5						3						8	29	
BELGIUM																											1						1	1
BOSNIA & HERZEGOVINA				29												29				20												20	49	
CHINA									1					5	1	7														1	1	2	9	
CROATIA				9		10	1			1	1					22						3	3									6	28	
CZECH REPUBLIC				2												2					1											1	3	
DENMARK												1				1											1					1	2	
FRANCE			1				1				1					3	1															1	4	
GEORGIA								3								3								2								2	5	
GERMANY			1	5		3					3				2	14				3							1				2	6	20	
GREECE				1			3									4																	4	
ISRAEL												2				2												1				1	3	
ITALY	1			15		2					4					22														1		1	23	
JAPAN														1		1																	1	
KAZAKHSTAN																									1							1	1	
KOREA								1								1																	1	
KYRGYZ REPUBLIC														1		1																	1	
MONTENEGRO																										2						2	2	
NETHERLANDS				1												1																	1	
POLAND							1									1											1					1	2	
PORTUGAL											1					1																	1	
ROMANIA											10					10											7						7	17
RUSSIAN FEDERATION												18		1	2	21												8				8	29	
SERBIA				6						3			2			11				1						1						2	13	
SLOVENIA				2								1	1			4																	4	
SPAIN	1			1							1					3																	3	
SWITZERLAND				1							1	2		1		5				1												1	6	
TAJIKISTAN														2		2																	2	
TURKEY											1			1		2																	2	
UKRAINE								1								1															1		2	
UNITED KINGDOM				2							1				1	4											1					1	5	
UNITED STATES	1										1					2																	2	
Total Activity in Countries of Operations	3		5	84		18	6	5	1	9	25	25	5	12	6	204	1	1		30	1	3	3	2	1	6	12	9	1	1	4	75	279	

## DISTRIBUTION OF TENDERS SUBMITTED BY COUNTRY OF ORIGIN OF THE TENDERERS AND BY BUSINESS SECTOR

2009	Unsuccessful tenders					Successful tenders					Aggregate
Report on Business Sector and Countries of Origin of Tenderers	Country Team	Municipal & Env Inf	Power and Energy	Transport	Total number of unsuccessful tenders submitted	Country Team	Municipal & Env Inf	Power and Energy	Transport	Total number of successful tenders submitted	Grand total
ARMENIA		3			3		1			1	4
AUSTRIA		9		12	21				8	8	29
BELGIUM							1			1	1
BOSNIA AND HERZEGOVINA		3	13	13	29		1	13	6	20	49
CHINA	1			6	7	1			1	2	9
COLOMBIA											0
CROATIA		12	3	7	22		3	3		6	28
CYPRUS											0
CZECH REPUBLIC				2	2		1			1	3
DENMARK		1			1		1			1	2
FRANCE		2	1		3				1	1	4
GEORGIA		3			3		2			2	5
GERMANY		8	3	3	14		2	1	3	6	20
GREECE		1	3		4						4
ISRAEL		2			2		1			1	3
ITALY		6		16	22		1			1	23
JAPAN				1	1						1
KAZAKHSTAN									1	1	1
KOREA		1			1						1
KYRGYZ REPUBLIC				1	1						1
MONTENEGRO				1	1				2	2	3
NETHERLANDS											0
POLAND			1		1		1			1	2
PORTUGAL				1	1						1
ROMANIA		9		1	10		6		1	7	17
RUSSIAN FEDERATION		20		1	21		8			8	29
SERBIA		3	3	5	11		1	1		2	13
SLOVENIA		2	2		4						4
SPAIN		1	1	1	3						3
SWITZERLAND		2	1	2	5			1		1	6
TAJIKISTAN				2	2						2
TURKEY				2	2						2
UKRAINE		1			1	1				1	2
UNITED KINGDOM		1	2	1	4	1				1	5
UNITED STATES		1		1	2						2
Total Activity in Countries of Operations	1	91	33	79	204	3	30	19	23	75	279

## Contracts signed under Bohunice International Decommissioning Support Fund (BIDSF) January 2009 to December 2009

Name of Fund	Op Name	Contract ID	Contract Name	Winning Tenderer	Country of Winning Tenderer	Operation Country	Contract Sign Date	Contract Type	Contract Method	Signed Contract Value €
Bohunice International Decommissioning Support Fund (BIDSF)	BIDSF 15	34201	Consultancy services to develop tender documentation for the procurement of the PMU consultant for SIFA	PhDr. Sandra Salamonova, PhD	SLOVAK REPUBLIC	Slovak Republic	06/02/09	Consultant Services	Direct Selection	6,000
Bohunice International Decommissioning Support Fund (BIDSF)	BIDSF 13	32762	Temporary Reserve Power Supply of V1 and V2 NPP of 220 kV till 2012	IFT Inform Technologies, a.s.	SLOVAK REPUBLIC	Slovak Republic	15/04/09	Goods	Open	267,531
Bohunice International Decommissioning Support Fund (BIDSF)	BIDSF 14	34321	Electric station Bosaca - enlargement	VUJE a.s.	SLOVAK REPUBLIC	Slovak Republic	21/10/09	Goods	Open	8,244,631
Bohunice International Decommissioning Support Fund (BIDSF)	BIDSF 15	32603	PMU Consultancy	Kosicka energeticka spolocnost, a.s.	SLOVAK REPUBLIC	Slovak Republic	22/12/09	Consultant Services	Competitive	690,903
<b>Total BIDSF</b>		<b>4</b>								<b>9,209,065</b>
Chernobyl Shelter Fund (CSF)	Chernobyl Shelter Fund: Phase I Implementation	34521	Construction of Object Shelter Fire Protection System	Closed Joint Stock Company "Atomstrovexport"	RUSSIAN FEDERATION	Ukraine	23/02/09	Works	Open	5,792,121
Chernobyl Shelter Fund (CSF)	Chernobyl Shelter Fund - Grant 009	37201	Client Engineer Support Services	SE NIISK - "State Scientific-Research Institute of Building Construction"	UKRAINE	Ukraine	11/08/09	Consultant Services	Direct Selection	3,241,328
Chernobyl Shelter Fund (CSF)	Chernobyl Shelter Fund: Phase I Implementation	37902	Supply of Personal Protection Equipment for Workers	Company "AV Center" Ltd	UKRAINE	Ukraine	22/09/09	Goods	Shopping	78,770
Chernobyl Shelter Fund (CSF)	Chernobyl Shelter Fund: Phase I Implementation	38841	Supply of Personal Protection Equipment for Workers	Company "AV Center" Ltd	UKRAINE	Ukraine	15/10/09	Goods	Shopping	28,500
<b>Total CSF</b>		<b>4</b>								<b>9,140,719</b>

## Contracts signed under Bohunice International Decommissioning Support Fund (BIDSF) January 2009 to December 2009

Name of Fund	Op Name	Contract ID	Contract Name	Winning Tenderer	Country of Winning Tenderer	Operation Country	Contract Sign Date	Contract Type	Contract Method	Signed Contract Value €
Ignalina International Decommissioning Support Fund (IIDSF)	Ignalina Nuclear Power Plant Investment Packages , Part 3: B9/0 , Pilot Decommissioning Project for engineering, planning and licensing of dismantling activities at Unit 1 Building 117/1; B10 , Free release measurement facility; B11 ,Tools and equipment for radiological characterisation; and B16 , Reactive power compensation of Ignalina NPP power junction	33021	Project B9-2 INPP Building V1 equipment dismantling and decontamination design development	VT Nuclear Services Limited	UNITED KINGDOM	Lithuania	39827	Consultant Services	Competitive	3,225,167
Ignalina International Decommissioning Support Fund (IIDSF)	Lithuanian Power Plant Environmental and Related Technical Upgrading	34361	Engineering, design, supply, construction, installation, staff training, pre-commissioning and commissioning of a CCGT plant of 350-450 MW	Iberdrola Ingeniera y Construccion S.A. Unipersonal	SPAIN	Lithuania	39926	Supply & Installation	Open	328,510,884
Ignalina International Decommissioning Support Fund (IIDSF)	Ignalina Nuclear Power Plant Investment Packages , Part 3: B9/0 , Pilot Decommissioning Project for engineering, planning and licensing of dismantling activities at Unit 1 Building 117/1; B10 , Free release measurement facility; B11 ,Tools and equipment for radiological characterisation; and B16 , Reactive power compensation of Ignalina NPP power junction	33921	B9-5 Decommissioning project for engineering, planning and licensing of dismantling and decontamination activities at INPP Boiler House (Building 119)	UKAEA Ltd	UNITED KINGDOM	Lithuania	39938	Consultant Services	Competitive	1,912,324.00

## Contracts signed under Bohunice International Decommissioning Support Fund (BIDSF) January 2009 to December 2009

Name of Fund	Op Name	Contract ID	Contract Name	Winning Tenderer	Country of Winning Tenderer	Operation Country	Contract Sign Date	Contract Type	Contract Method	Signed Contract Value €
Ignalina International Decommissioning Support Fund (IIDSF)	Consultancy Services for the Initial Phase - Part 1 of the Project Power Interconnection between Lithuania and Poland (the LitPol Link Project)	35381	Procurement consultancy services to support LitPol Link's Project Management Unit (PMU)	Mrs. Ewa Szajner	POLAND	Lithuania	39958	Consultant Services	Direct Selection	39,440
Ignalina International Decommissioning Support Fund (IIDSF)	Consultancy Services for the Initial Phase - Part 1 of the Project Power Interconnection between Lithuania and Poland (the LitPol Link Project)	35781	Preparation of territorial planning and environmental impact assessment procedures and documents for the 400 kV overhead power transmission line between Alytus substation & border of the Republic of Poland	SWECO International AB	SWEDEN	Lithuania	40108	Consultant Services	Competitive	460,000
Ignalina International Decommissioning Support Fund (IIDSF)	Ignalina Nuclear Power Plant Investment Packages , Part 3: B9/0 , Pilot Decommissioning Project for engineering, planning and licensing of dismantling activities at Unit 1 Building 117/1; B10 , Free release measurement facility; B11 ,Tools and equipment for radiological characterisation; and B16 , Reactive power compensation of Ignalina NPP power junction	34121	B25-1 Near Surface Repository for Low- and Intermediate4 Level Short-Lived Radioactive Waste (Design)	Areva	FRANCE	Lithuania	40109	Consultant Services	Competitive	10,297,859.00
Ignalina International Decommissioning Support Fund (IIDSF)	Consultancy Services for the Initial Phase - Part 1 of the Project Power Interconnection between Lithuania and Poland (the LitPol Link Project)	35801	Preparation of feasibility study, technical documentation and territorial planning for reconstruction and extension of the Alytus substation with a back-to-back converter station	SWECO International AB	SWEDEN	Lithuania	40120	Consultant Services	Competitive	441,000

## Contracts signed under Bohunice International Decommissioning Support Fund (BIDSF) January 2009 to December 2009

Name of Fund	Op Name	Contract ID	Contract Name	Winning Tenderer	Country of Winning Tenderer	Operation Country	Contract Sign Date	Contract Type	Contract Method	Signed Contract Value €
Ignalina International Decommissioning Support Fund (IIDSF)	Ignalina Nuclear Power Plant Investment Packages , Part 3: B9/0 , Pilot Decommissioning Project for engineering, planning and licensing of dismantling activities at Unit 1 Building 117/1; B10 , Free release measurement facility; B11 ,Tools and equipment for radiological characterisation; and B16 , Reactive power compensation of Ignalina NPP power junction	36441	B13 - Lot 1 - Dismantling and Decontamination Tools and Equipment for INPP Unit 1 High Pressure ESSC Building 117/1	JSC "Specialus montazas - NTP"	LITHUANIA	Lithuania	40148	Goods	Open	75,531
Ignalina International Decommissioning Support Fund (IIDSF)	Ignalina Nuclear Power Plant Investment Packages , Part 3: B9/0 , Pilot Decommissioning Project for engineering, planning and licensing of dismantling activities at Unit 1 Building 117/1; B10 , Free release measurement facility; B11 ,Tools and equipment for radiological characterisation; and B16 , Reactive power compensation of Ignalina NPP power junction	39561	B13 - Lot 2 Provision of Dismantling and Decontamination Tools for Building 117/1 - Primary Containments Ventilation Equipment	Caverion GmbH	GERMANY	Lithuania	40148	Goods	Open	243,080.00

## Contracts signed under Bohunice International Decommissioning Support Fund (BIDSF) January 2009 to December 2009

Name of Fund	Op Name	Contract ID	Contract Name	Winning Tenderer	Country of Winning Tenderer	Operation Country	Contract Sign Date	Contract Type	Contract Method	Signed Contract Value €
Ignalina International Decommissioning Support Fund (IIDSF)	Ignalina Nuclear Power Plant Investment Packages , Part 3: B9/0 , Pilot Decommissioning Project for engineering, planning and licensing of dismantling activities at Unit 1 Building 117/1; B10 , Free release measurement facility; B11 ,Tools and equipment for radiological characterisation; and B16 , Reactive power compensation of Ignalina NPP power junction	39581	B13 - Lot 3 - Provision of Dismantling and Decontamination Tools for INPP Building 117/1 - Cutting and decontamination Tools and equipment, including vacuum blast equipment, flame cutting equipment, vertical band saw	JSC "Specialus montazas - NTP"	LITHUANIA	Lithuania	40148	Goods	Open	209,998
<b>Total IIDSF</b>		<b>10</b>								<b>345,415,283.00</b>
Kozloduy International Decommissioning Support Fund (KIDSF)	Kozloduy IDSF	32642	SUPPLY AND INSTALLATION OF EQUIPMENT OF FIVE CNG TRAILERS	Remix Bulgaria Ltd	BULGARIA	Bulgaria	05/01/09	Supply & Installation	Open	650,000
Kozloduy International Decommissioning Support Fund (KIDSF)	Kozloduy IDSF - Grant No. 5	33162	Supply of Single Vehicle Mounted Boom Lift (Pr.13f)	Strotek J. S. Co	BULGARIA	Bulgaria	14/01/09	Goods	Open	357,663
Kozloduy International Decommissioning Support Fund (KIDSF)	Kozloduy IDSF - Grant No. 26	32541	Supply of pre-insulated pipes and elements	Logstor Ror A/S	DENMARK	Bulgaria	09/02/09	Supply & Installation	Open	605,560
Kozloduy International Decommissioning Support Fund (KIDSF)	Contribution in the construction of the gas distribution network in town Dimitrovgrad, Chirpan and Rakovski	33062	Lot 4: Supply of polythene pipes	Vagtrade Ltd	BULGARIA	Bulgaria	18/02/09	Goods	Open	483,465
Kozloduy International Decommissioning Support Fund (KIDSF)	Contribution in the construction of the gas distribution network in town Dimitrovgrad, Chirpan and Rakovski	33063	Lot 5: Supply of steel pipes	Vagtrade Ltd	BULGARIA	Bulgaria	18/02/09	Goods	Open	1,369,758

## Contracts signed under Bohunice International Decommissioning Support Fund (BIDSF) January 2009 to December 2009

Name of Fund	Op Name	Contract ID	Contract Name	Winning Tenderer	Country of Winning Tenderer	Operation Country	Contract Sign Date	Contract Type	Contract Method	Signed Contract Value €
Kozloduy International Decommissioning Support Fund (KIDSF)	Contribution in the construction of the gas distribution network in town Dimitrovgrad, Chirpan and Rakovski	33083	Lot 6: Supply of automatic gas regulation station	Techno-Consult 2000 Ltd	BULGARIA	Bulgaria	25/02/09	Goods	Open	81,045
Kozloduy International Decommissioning Support Fund (KIDSF)	Kozloduy IDSF - Grant No. 11	30229	PROJECT MANAGEMENT CONSULTANT TO ASSIST THE STATE ENTERPRISE FOR RADIOACTIVE WASTE IN THE MANAGEMENT OF SITE SELECTION PROCESS, DESIGN, SAFETY ASSESSMENT & CONSTRUCTION OF THE NATIONAL RADIOACTIVE WASTE FACILITY	Empresarios Agrupados Internacional, S.A.	SPAIN	Bulgaria	27/02/09	Consultant Services	Competitive	2,605,883
Kozloduy International Decommissioning Support Fund (KIDSF)	Contribution in the construction of the gas distribution network in town Dimitrovgrad, Chirpan and Rakovski	33043	Lot 1: Supply of consumption of gas meters	Actaris-Ganz Meter Company Ltd	HUNGARY	Bulgaria	02/03/09	Goods	Open	111,637
Kozloduy International Decommissioning Support Fund (KIDSF)	Kozloduy IDSF - Grant No. 5	30206	SECURITY SEPARATION OF OF UNITS 1-4 FRM 5-6	ENERGOMONTAJ - AEK SA	BULGARIA	Bulgaria	11/03/09	Supply & Installation	Open	675,126
Kozloduy International Decommissioning Support Fund (KIDSF)	Contribution in the construction of the gas distribution network in town Dimitrovgrad, Chirpan and Rakovski	33042	Lot 3: Supply of fittings and fixtures	Glynwed Ltd	BULGARIA	Bulgaria	12/03/09	Goods	Open	228,830



## Contracts signed under Bohunice International Decommissioning Support Fund (BIDSF) January 2009 to December 2009

Name of Fund	Op Name	Contract ID	Contract Name	Winning Tenderer	Country of Winning Tenderer	Operation Country	Contract Sign Date	Contract Type	Contract Method	Signed Contract Value €
Kozloduy International Decommissioning Support Fund (KIDSF)	Kozloduy IDSF	33861	Supply of Diesel Trucks (Lot 1)	"CEFIN Bulgaria" Ltd	BULGARIA	Bulgaria	12/03/09	Goods	Open	279,784
Kozloduy International Decommissioning Support Fund (KIDSF)	Kozloduy IDSF	33862	Supply of Trailers (Lot 3)	"SERTRUCK Bulgaria" Ltd	BULGARIA	Bulgaria	12/03/09	Goods	Open	100,000
Kozloduy International Decommissioning Support Fund (KIDSF)	Kozloduy IDSF - Grant No. 5	30204	Treatment and Conditioning of Evaporator Concentrated	Onet Technologies Grands Projets	FRANCE	Bulgaria	17/03/09	Supply & Installation	Open	22,534,453
Kozloduy International Decommissioning Support Fund (KIDSF)	Kozloduy IDSF - Grant No. 5	30209	Vehicle Exit Monitors (2 SET)	Canberra Packard Central Europe GmbH	AUSTRIA	Bulgaria	24/03/09	Supply & Installation	Open	186,606
Kozloduy International Decommissioning Support Fund (KIDSF)	Kozloduy IDSF - Grant No 14	33382	PIU Consultancy Service	Poyry Energy Oy	FINLAND	Bulgaria	01/04/09	Consultant Services	Selection from a shortlist	99,710
Kozloduy International Decommissioning Support Fund (KIDSF)	KIDSF - Advanced Decommissioning Programme of Units 1-4	33641	Upgrade of the Decommissioning Management System	LIREX BG	BULGARIA	Bulgaria	02/04/09	Goods	Shopping	164,531
Kozloduy International Decommissioning Support Fund (KIDSF)	Kozloduy IDSF - Grant No. 5	33402	Supply of Consumables for the Radiochemical Laboratory (Pr 6g: Lot 3 and Lot 4)	Dans Pharma	BULGARIA	Bulgaria	02/04/09	Goods	Shopping	24,490
Kozloduy International Decommissioning Support Fund (KIDSF)	Kozloduy IDSF - Grant No. 5	32681	Supply of Tank Level Measurement Instrumentation	Global-Test OOD	BULGARIA	Bulgaria	09/04/09	Goods	Shopping	30,351

## Contracts signed under Bohunice International Decommissioning Support Fund (BIDSF) January 2009 to December 2009

Name of Fund	Op Name	Contract ID	Contract Name	Winning Tenderer	Country of Winning Tenderer	Operation Country	Contract Sign Date	Contract Type	Contract Method	Signed Contract Value €
Kozloduy International Decommissioning Support Fund (KIDSF)	Kozloduy IDSF - Grant No. 5	33601	Supply of a Facility for Treatment and Conditioning of Waste with High Volume Reduction Factor (Pr5b)	Iberdrola Ingenieria y Construcción	SPAIN	Bulgaria	16/04/09	Supply & Installation	Open	29,895,738
Kozloduy International Decommissioning Support Fund (KIDSF)	Contribution in the main gas pipeline to village Razliv and the development of the gas distribution system within Razliv	33742	Procurement support to the PIU	The Bulgarian Credit Rating Agency - BCRA	BULGARIA	Bulgaria	17/04/09	Consultant Services	Selection from a shortlist	28,880
Kozloduy International Decommissioning Support Fund (KIDSF)	Kozloduy IDSF - Grant No. 5	33481	Supply of Equipment for the Radiochemical Measurement of Units 1-4 (gamma spectro and others Pr6h)	Canberra Packard Central Europe GmbH	AUSTRIA	Bulgaria	14/05/09	Goods	Open	128,160
Kozloduy International Decommissioning Support Fund (KIDSF)	Contribution in the main gas pipeline to village Razliv and the development of the gas distribution system within Razliv	35581	Detailed design of the gas pipeline distribution system	ET "RUMEN GEORGIEV - GLOBAL GEO"	BULGARIA	Bulgaria	15/06/09	Consultant Services	Direct Selection	29,400
Kozloduy International Decommissioning Support Fund (KIDSF)	Kozloduy IDSF - Grant No. 13	35041	Supply of Transformers and Substations (Lot 1 - Tzaravetz)	EFACEC Engenharia, SA	PORTUGAL	Bulgaria	23/06/09	Supply & Installation	Open	8,944,679
Kozloduy International Decommissioning Support Fund (KIDSF)	Kozloduy IDSF - Grant No. 13	35981	Supply of Transformers and Substations (Lot 2 - Burgas)	EFACEC Engenharia, SA	PORTUGAL	Bulgaria	23/06/09	Supply & Installation	Open	5,624,610
Kozloduy International Decommissioning Support Fund (KIDSF)	Kozloduy IDSF - Grant No. 13	35982	Supply of Transformers and Substations (Lot 3 - Metallurgichna)	EFACEC Engenharia, SA	PORTUGAL	Bulgaria	23/06/09	Supply & Installation	Open	2,443,956
Kozloduy International Decommissioning Support Fund (KIDSF)	Kozloduy IDSF - Grant No. 5	34941	Environmental Impact Assessment of Decommissioning	Energiewerke Nord GmbH	GERMANY	Bulgaria	29/06/09	Consultant Services	Competitive	294,831

## Contracts signed under Bohunice International Decommissioning Support Fund (BIDSF) January 2009 to December 2009

Name of Fund	Op Name	Contract ID	Contract Name	Winning Tenderer	Country of Winning Tenderer	Operation Country	Contract Sign Date	Contract Type	Contract Method	Signed Contract Value €
Kozloduy International Decommissioning Support Fund (KIDSF)	Kozloduy IDSF - Grant No. 11	34541	Detailed Geodetic Map of the Radiana Site	GEOCADMIN LTD	BULGARIA	Bulgaria	30/07/09	Consultant Services	Direct Selection	49,011
Kozloduy International Decommissioning Support Fund (KIDSF)	Kozloduy IDSF - Grant No. 12	30230	CONSTRUCTION OF GYPSUM DEWATERING PLANT AT FGD OF POWER UNITS 1-6 MARITZA EAST 2	Enemona SA	BULGARIA	Bulgaria	05/08/09	Supply & Installation	Open	25,556,589
Kozloduy International Decommissioning Support Fund (KIDSF)	Kozloduy IDSF - Grant No. 5	36082	Supply of on-site measurement equip Lot 4: Thermoluminescence	Theta-Consult Ltd	BULGARIA	Bulgaria	28/08/09	Goods	Open	176,281
Kozloduy International Decommissioning Support Fund (KIDSF)	Kozloduy IDSF - Grant No. 5	33482	Supply on-site measurement equip - Lot 1: Lab analyser of oil and water	Canberra Packard Central Europe GmbH	AUSTRIA	Bulgaria	31/08/09	Goods	Open	540,716
Kozloduy International Decommissioning Support Fund (KIDSF)	Kozloduy IDSF - Grant No. 5	36081	Supply on-site measuring equip - Lot 3: Low background alpha	ENVINET a.s.	CZECH REPUBLIC	Bulgaria	31/08/09	Goods	Open	314,500
Kozloduy International Decommissioning Support Fund (KIDSF)	Kozloduy IDSF - Grant 20	34802	Supply of Distribution transformers 20kV/400V	Koncar D&ST	CROATIA	Bulgaria	08/09/09	Goods	Open	675,650
Kozloduy International Decommissioning Support Fund (KIDSF)	Kozloduy IDSF - Grant No. 5	32521	Supply of Replacement of Security Equipment for KNPP Units 1-4	Lirex BG Ltd	BULGARIA	Bulgaria	01/10/09	Goods	Shopping	47,280
Kozloduy International Decommissioning Support Fund (KIDSF)	Kozloduy IDSF - Grant No. 14	35182	Delivery of gas valves	JSC "Specialus montazas - NTP"	LITHUANIA	Bulgaria	23/10/09	Goods	Open	541,480

## Contracts signed under Bohunice International Decommissioning Support Fund (BIDSF) January 2009 to December 2009

Name of Fund	Op Name	Contract ID	Contract Name	Winning Tenderer	Country of Winning Tenderer	Operation Country	Contract Sign Date	Contract Type	Contract Method	Signed Contract Value €
Kozloduy International Decommissioning Support Fund (KIDSF)	Kozloduy IDSF - Grant No. 12	30231	Reconstruction, Supply and Installation of Plant and Equipment of Cooling Pump Station 16 Units 1-4 Thermal Power Plant Maritza East- 2	Engineering Dobersek Gmbh	GERMANY	Bulgaria	27/10/09	Supply & Installation	Open	6,612,546
Kozloduy International Decommissioning Support Fund (KIDSF)	Kozloduy IDSF - Grant No 14	35181	Delivery of steel pipes and fittings	FZC 11 Oktomvri AD Kumanovo	FYR MACEDONIA	Bulgaria	04/11/09	Goods	Open	4,896,249
Kozloduy International Decommissioning Support Fund (KIDSF)	Kozloduy IDSF - Grant No. 5	38121	Training of KNPP experts at Winfrith and Harwell	UKAEA Ltd	UNITED KINGDOM	Bulgaria	01/12/09	Consultant Services	Direct Selection	13,000
Kozloduy International Decommissioning Support Fund (KIDSF)	Kozloduy IDSF - Grant No. 5	38541	Training in Greifswald for 5-12.12.2009 (Pr.27/2)	Energiewerke Nord GmbH	GERMANY	Bulgaria	03/12/09	Consultant Services	Direct Selection	11,500
<b>Total KIDSF</b>		<b>38</b>								<b>117,413,948</b>
Northern Dimension Environmental Partnership - Nuclear Window (NDEP NW)	NDEP Fund 8	30781	Enhancement of Radiation Monitoring and Emergency Response Systems in Archangelsk Region	Energy Safety Analysis Centre of IBRAE RAS (ESAC IBRAE RAS)	RUSSIAN FEDERATION	Russian Federation	05/03/09	Supply & Installation	Single	4,900,000
	NDEP Fund 4	30381	Urgent Repair Works on Building No. 5	OOO 'SPETSTEKHCOMPLE CT'	RUSSIAN FEDERATION	Russian Federation	06/08/09	Works	Single	778,059
<b>Total NDEP NW</b>		<b>2</b>								<b>5,678,059</b>
Nuclear Safety Account (NSA)	Chernobyl Nuclear Safety Project - Grant No 006	33422	Archive Refurbishment	STROYENERGOMONT AZH LTD	UKRAINE	Ukraine	10/06/09	Works	Local	13,790
	Chernobyl Nuclear Safety Project - Grant No 006	33462	Checking of Geodetic Survey points on ISF-2 Site	SSPE "Ukrenggeodezia"	UKRAINE	Ukraine	18/09/09	Consultant Services	Direct Selection	11,040
	Chernobyl Nuclear Safety Project - Grant No 006	33463	L RTP Package B7 Spectrometer	UAB "Lokmis"	LITHUANIA	Ukraine	29/10/09	Goods	Open	743,800
<b>Total NSA</b>		<b>3</b>								<b>768,630</b>
<b>Grand Total</b>		<b>61</b>								<b>487,625,704</b>

## 2009 Signed Contracts entered after data freeze (3.2.2010)

Op Country	Contract Id	Op Name	Opid	Contract Name	Tenderer Name	Tenderer Country	Sector	Contract Sign Date	Contract Type	Contract Method	Signed Contract Value (EUR)	EBRD Portion (EUR)	% EBRD financed
Russian Federation	21643	Archangelsk Municipal Water	20699	Contract 6. Supply and Installation of SCADA System at WTP	Sinetic Ltd, 3rd Internatsionala st. 127, Novosibirsk, Russia	Russian Federation	MEI	21.08.2009	Supply & Installation	Open	2,157,157	1,462,479	67.80%
Romania	38061	Arges County Solid Waste Project	36477	Waste Collection and Management Equipment - Lot 2 Bins Item 4	SC Europlast Romania SRL	Romania	MEI	22.12.2009	Goods	Open	97,350	97,350	100.00%
Romania	38041	Arges County Solid Waste Project	36477	Waste Collection and Management Equipment Lot 2 Bins Item 2 & 5	Hellenic Environmental Systems Industry	Romania	MEI	23.12.2009	Goods	Open	1,754,317	1,754,317	100.00%
Romania	25026	Arges County Solid Waste Project	36477	Waste Collection and Management Equipment - Lot 2 Bins Item 1 & 3	ESE Industrie GmbH, Germany	Germany	MEI	22.12.2009	Goods	Open	893,121	893,121	100.00%
FYR Macedonia	40501	Macedonia-Bulgaria Transmission Interconnection	27768	Lots 2: Rehabilitation of SS 400/110kV Bitola 2	Dalekovod d.d., Croatia	Croatia	Power and Energy	28.12.2009	Supply & Installation	Open	1,567,083	1,567,083	100.00%
FYR Macedonia	40521	Macedonia-Bulgaria Transmission Interconnection	27768	Lot 1: Rehabilitation of SS 220/110kV Skopje 1	Koncar - Electrical Industries Inc	Croatia	Power and Energy	30.12.2009	Supply & Installation	Open	1,240,615	1,240,615	100.00%
Bosnia and Herzegovina	39961	Power Distribution Reconstruction	35806	EPBiH-ECSEE APL 3 -C3-04/08 Design Supply and Installation of transform substation	Siemens d.o.o. Bosnia and Herzegovina	Bosnia and Herzegovina	Power and Energy	02.12.2009	Supply & Installation	Open	4,695,651	4,695,651	100.00%
Ukraine	40061	Odessa High Voltage Grid Upgrade	33896	Lender's Engineer	EKO-MARK, Poland	Poland	Power and Energy	10.12.2009	Consultancy Services	Direct Selection	9,150	9,150	100.00%
Ukraine	40181	Energatom K2R4	34838	K-ADD-01-Goods 1 Goods and Services for modernization of refuelling machine	Ganz Engineering and Energetics Machinery Ltd	Hungary	Power and Energy	25.11.2009	Goods	Single	3,047,000	3,047,000	100.00%
<b>Total</b>		<b>9</b>									<b>15,461,444</b>	<b>14,766,766</b>	