

ANNUAL PROCUREMENT REVIEW

2008

**Prepared by
The Procurement Department
April 2009**

European Bank
for Reconstruction and Development

Executive Summary

This report covers all contracts placed by Bank clients applying the Bank's Procurement Policies and Rules for Public Sector operations

- In 2008, both the total signed contract value and the number of transactions decreased in comparison to 2007. A total of 124 contracts worth €1,197.9 million were signed, with EBRD's financing totaling €801.8 million. This compares with 138 contracts valued at €2,232.2 million in 2007, indicating a 46.3% drop in the total contract value for 2008. Contracts for Transport and Municipal and Environmental Infrastructure projects accounted for €1,174.2 million, representing 78.2% of all contracts signed by number and 98.0% of all contracts by value during 2008. It should be noted that the drop in overall contract value can largely be attributed to the fact that 2007 was an exceptional year in EBRD history in terms of the total contract value and included a number of very large value contracts.
- The total value of contracts resulting from "open" tendering procedures in 2008 was €1,169.7 million, representing 97.7% of the total contract value.
- 2008 saw a rise in the level of interest from countries of operations (2008: 67.2% of all tenders submitted, 2007: 44.3%) subsequently resulting in a higher success rate of winning contracts by countries of operations.
- Entities from the Bank's countries of operations won 73.4% of all contracts, in total worth €812.3 million (67.8% of the total contract value). This represents an increase in terms of number of contracts won and a slight decrease in terms of the total contract value compared to 2007 (55% and 70.5% respectively). This trend supports the Bank's transition impact, as local entities are increasingly successful at competing for contracts, both within and outside their own countries.
- In 2008, 36 contracts worth €53.4 million were signed under the six nuclear safety and decommissioning funds managed by the Bank's Nuclear Safety Department. In 2007, 47 contracts worth €487.4 million were signed. The sizeable difference in value is attributed to abnormally high value of contracts signed under the Chernobyl Shelter Fund in 2007 (€28.0 million).

TABLE OF CONTENTS

1. Introduction	4
2. Analysis of Public Sector Procurement Data	5
2.1 Volume and Nature of Contracts	5
2.2 Analysis by Sector	7
2.3 Analysis by Country of Operations	7
2.4 Analysis by type of contract	10
2.6 Contract Award Process	12
2.7 Level of Participation	14
2.8 Public Sector Procurement under Sub-Sovereign Loans.....	18
2.9 Nuclear Safety Department	18
3. Compliance and integrity.....	20
3.1 Complaints and Concerns	20
3.2 Fraud and Corruption	22
3.3 Independent Procurement Reviews	22

Appendices:

- A) Types of Tender

Annexes:

- 1) Listing of Contracts by Country of Operations (Value in €)
- 2) Awards by Country of Origin of the Tenderers (Value in €)
- 3) Awards by Country of Origin of the Tenderers (Number)
- 4) Awards by Country of Origin of the Tenderers (Value in €by Contract Type)
- 5) Awards by Country of Origin of the Tenderers (Value in €by Procurement Method)
- 6) Contracts Awarded by Country of Origin of the Tenderers
- 7) Distribution of Tenders Submitted by Country of Operations and by Business Sector
- 8) Distribution of Tenders Submitted by Country of Origin of the Tenderers and by Country of Operations
- 9) Distribution of Tenders Submitted by Country of Origin of the Tenderers and by Business Sector
- 10) Listing of contracts for Nuclear Safety Department

ANNUAL PROCUREMENT REVIEW 2008

1. Introduction

This report, prepared by the Procurement Department (PD), reviews public sector procurement contracts in 2008. As in 2007, a section is included on the procurement activities of the Nuclear Safety Department. This report includes the consultancy contracts financed under public sector Bank loans. It does not cover consultancy contracts for the Bank's own needs, those financed through TC funding, or those awarded by the Office of the General Counsel. Information on these other consultancy services contracts is provided in the report on *Engagement of Consultants* issued by the Consultancy Services Unit (CSU), and information on contracts for goods and services for the Bank's own needs is provided in the *Annual Corporate Procurement Review 2008*.

Annexes 1 to 10 of the *Annual Procurement Review 2008* report contain the statistical data for these public sector procurement contracts during 2008. The analysis of the data, as well as the main procurement issues considered in 2008 through the activities of PD, can be found in the main body of this report. The report as well as the annexes will also be published on the website once the report has been reviewed by the Audit Committee.

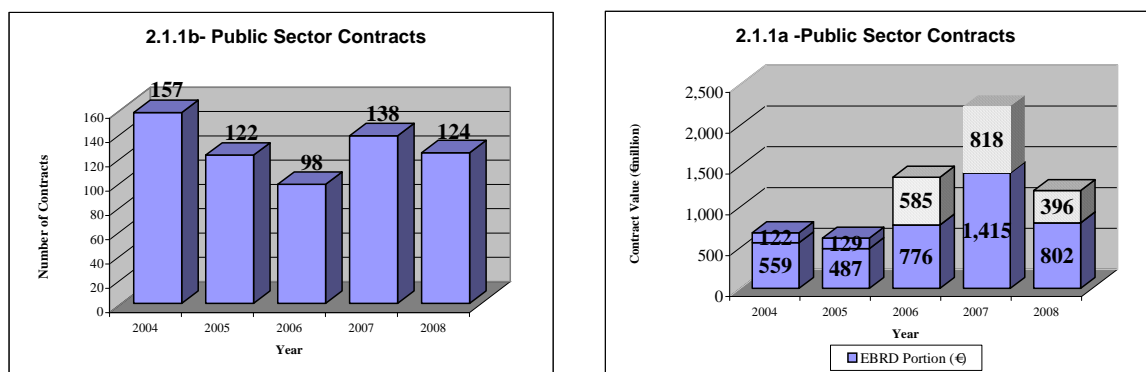
2. Analysis of Public Sector Procurement Data

2.1 Volume and Nature of Contracts

In 2008, the total signed contract value and the number of transactions decreased in comparison to 2007. The total value of these contracts represented €1,197.9 million for which EBRD's financing totalled €801.8 million (see Annex 1 for the listing of contracts by country of operations). A total of 124 contracts were signed in 2008. The number of transactions was 10.1% lower than that of 2007 while the total signed contract value decreased by 46.3% and the Bank's financing of these contracts decreased by 43.3%. The overall signing value of contracts in 2008 decreased compared to 2007 mainly due to a lesser number of exceptionally high value projects signed in 2007.

Table 2.1.1 illustrates the overall contract value, the portion of EBRD financing and the number of public sector contracts signed between 2004 and 2008. Over the past five years, the EBRD financed a total of 639 contracts worth €4,038.9 million. Between 2004 and 2008 the total signed contract value increased by 75.9% although the number of transactions decreased by 21.0%.

Table 2.1.1 Annual Value of Public Sector Contract Awards (2004-08)



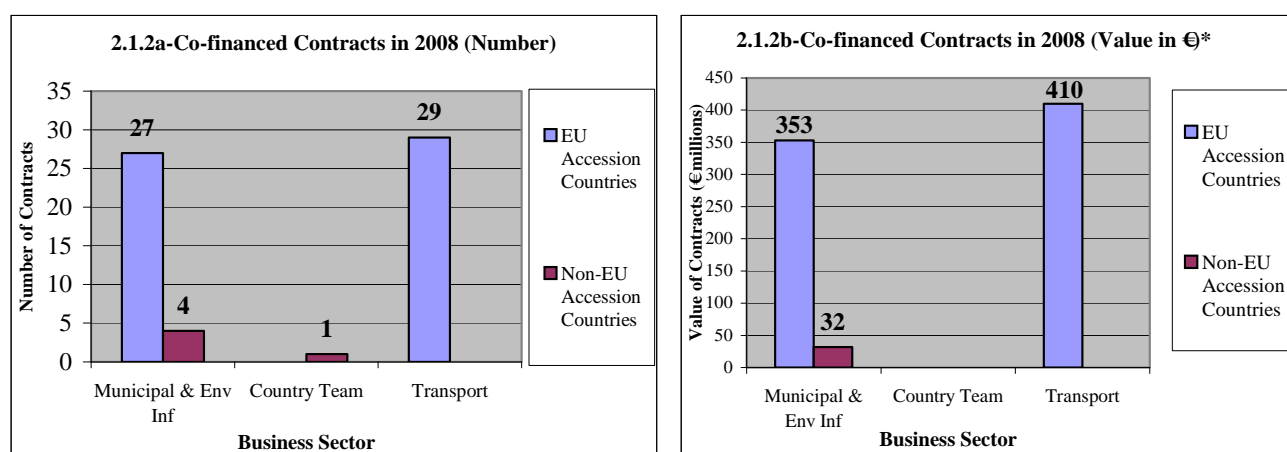
Of the total contract value of €1,197.9 million in 2008, EBRD financed €801.8 million and the balance of €396.1 million was provided by other sources, either other financial institutions (IFIs, EU Agencies, bilateral donors) or the borrowers themselves. The total value provided by other sources decreased by 51.6% in comparison with 2007 with co-financing in 61 of the 124 contracts (49.2%), which represents a relative increase in terms of number of contracts from 2007 where 29.7% (41 out of 138 contracts) of all contracts were co-financed. The overall value of contracts co-financed in 2008 was €795.2 million, with EBRD portion totalling to €399.2 million.

Between January and December 2008 five contracts worth €12.1 million (or 1.0%) were 100% financed by other parties. These five transactions are not included in the total figures of this report. Their awards followed the application of the Bank's Procurement Policies and Rules (PP&R) and were administered by the Bank. These include one contract for the Poti Water Supply Project in Georgia worth €2.32 million, financed from various sources including Swedish International Development Cooperation Agency (Sida), the European Union Water Initiative, the World Bank and the Black Sea Fund. Two contracts signed under Kutaisi Water Project in Georgia, valued at €3.4 million were financed by Sida, the Millennium Challenge Corporation as well as the Municipality of Tbilisi. Finally two contracts, worth €6.5 million were signed under the Archangelsk Municipal Water Services Development in the Russian Federation and were financed from the Sida, the Northern Dimension Environmental Partnership, the EU and the

Government of Luxembourg.

Table 2.1.2 presents the distribution of the 61 co-financed contracts in 2008 by EU Member, Candidate and Potential Candidate countries (EU Accession countries) and non-EU Accession countries¹. The sector with the highest co-financed contractual activity in terms of contract number was the Municipal and Environmental Infrastructure Sector (MEI), in which 31 co-financed contracts worth €384.3 million (48.4% of the overall co-financed contract value) were signed during 2008. 29 co-financed contracts signed in the Transport sector had the highest overall value of €410.0 million of all co-financed contracts. In the MEI sector most of the co-financed contracts were signed in EU Accession countries (20 out of 31 contracts and valued at €44.8 million), while in the Transport sector the majority of co-financed contracts were signed in EU Potential Candidate countries (24 out of 29 contracts and valued at €78.1 million). Overall, co-financed contracts in EU Accession countries represented 80.5% of the total number and 96.0% of the total value of co-financed contracts. During 2008, 4.0% of the total value of co-financed contracts was invested in non-EU Accession countries, which compares to 69.2% of the total value of co-financed contracts signed in non-EU Accession countries during 2007. The significant decrease in the co-financed contract value in non-EU Accession countries from 2007 to 2008 can be explained by high value contracts signed during 2007².

Table 2.1.2 Distribution of Co-financed Public Sector Contracts during 2008



(*) The value of co-financed contract in Country Team was below €500,000 thus not showing value in the graph 2.1.2b.

For 2008, the average overall contract value was €9.7 million and the average EBRD financial participation was €6.5 million per contract. This represents a decrease of 36.7% compared to the average EBRD financial engagement reported for 2007 where the EBRD loan averaged €10.3 million per contract. In 2008, there were 33 contracts in which the total signed contract value was greater than €10.0 million, 17 of which had a total signed contract value of more than €20.0 million. In 2008, there were 22 contracts in which EBRD financing was greater than €10.0 million, 8 of which had an EBRD loan of more than €20.0 million. The largest contract was the “Belgrade Sava Bridge” of the Sava River Crossing Project in Serbia. This works contract had a value of €47.0 million (12.3% of the total contract value) for which EBRD provided financing of €3.1 million. Full details of all contracts are given in Annex 1.

¹ The countries of operations with public sector contracting activities in 2008 are classified as follows: EU Member countries are Poland, Bulgaria and Romania; Candidate countries are Croatia and FYR Macedonia; Potential Candidate countries are Albania, Bosnia and Herzegovina, Montenegro and Serbia. Non-EU Accession countries are Azerbaijan, Georgia, Kazakhstan, Russian Federation, Tajikistan, Ukraine and Uzbekistan.

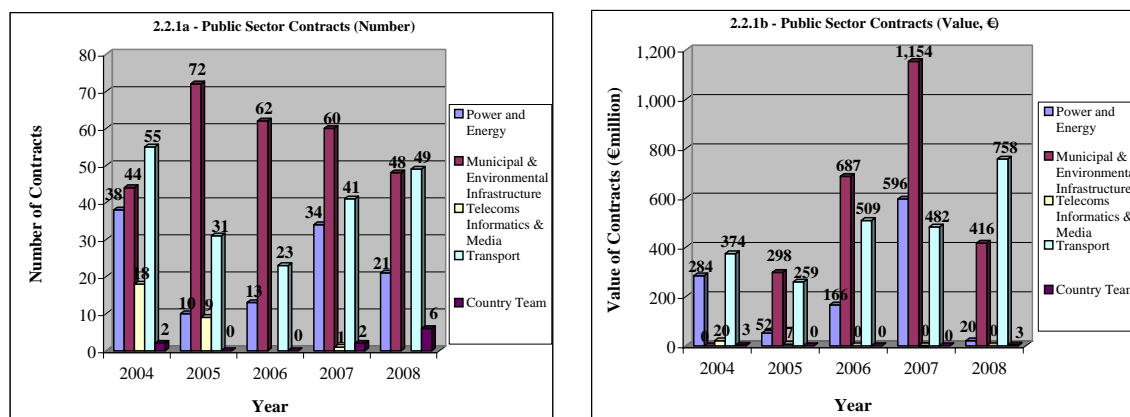
² The three largest contracts signed in 2007 in the MEI sector under the St Petersburg Flood Protection Barrier project in the Russian Federation amounted to €37.3 million. In the Power and Energy sector another three contracts accounted for €48.1 million, two of which were signed for the Federal Grid Company Modernisation project in the Russian Federation and one was signed for the Azdres Power Plant Rehabilitation project in Azerbaijan.

2.2 Analysis by Sector

Cumulative 2004-2008 data overview

Table 2.2.1 illustrates the overall contract value and the number of public sector contracts signed between 2004 and 2008 by Business Sector. With a total number of 286 contracts worth €2,555 million, the MEI sector had the highest contractual activity both in terms of number and value over the past five years. The MEI sector is followed by the Transport Sector in which the EBRD financed a total of 199 contracts with a total contract value of €3,381.7 million.

Table 2.2.1 Annual Value of Public Sector Contract Awards by Business Sector (2004-08)



2008 analysis

In 2008, the sector with the highest public sector contractual activity both in terms of number and contract value was Transport, in which 39.5% of all contracts by number, 63.3% of the overall contract value and 70.9% of EBRD's overall financing was invested. In the Transport sector, EBRD financing represented 75.0% of the total contract value for the sector while in the MEI Sector and the Power and Energy Sector, EBRD financing represented 50.4% and 100% of the total contract value for each sector respectively. Therefore, out of all three sectors, the Municipal and Environmental Infrastructure Sector had the highest leveraging factor (1.98), followed by the Transport Sector (1.33) and the Power and Energy Sector (1.00). The average leveraging factor across all three sectors during 2008 was 1.49.

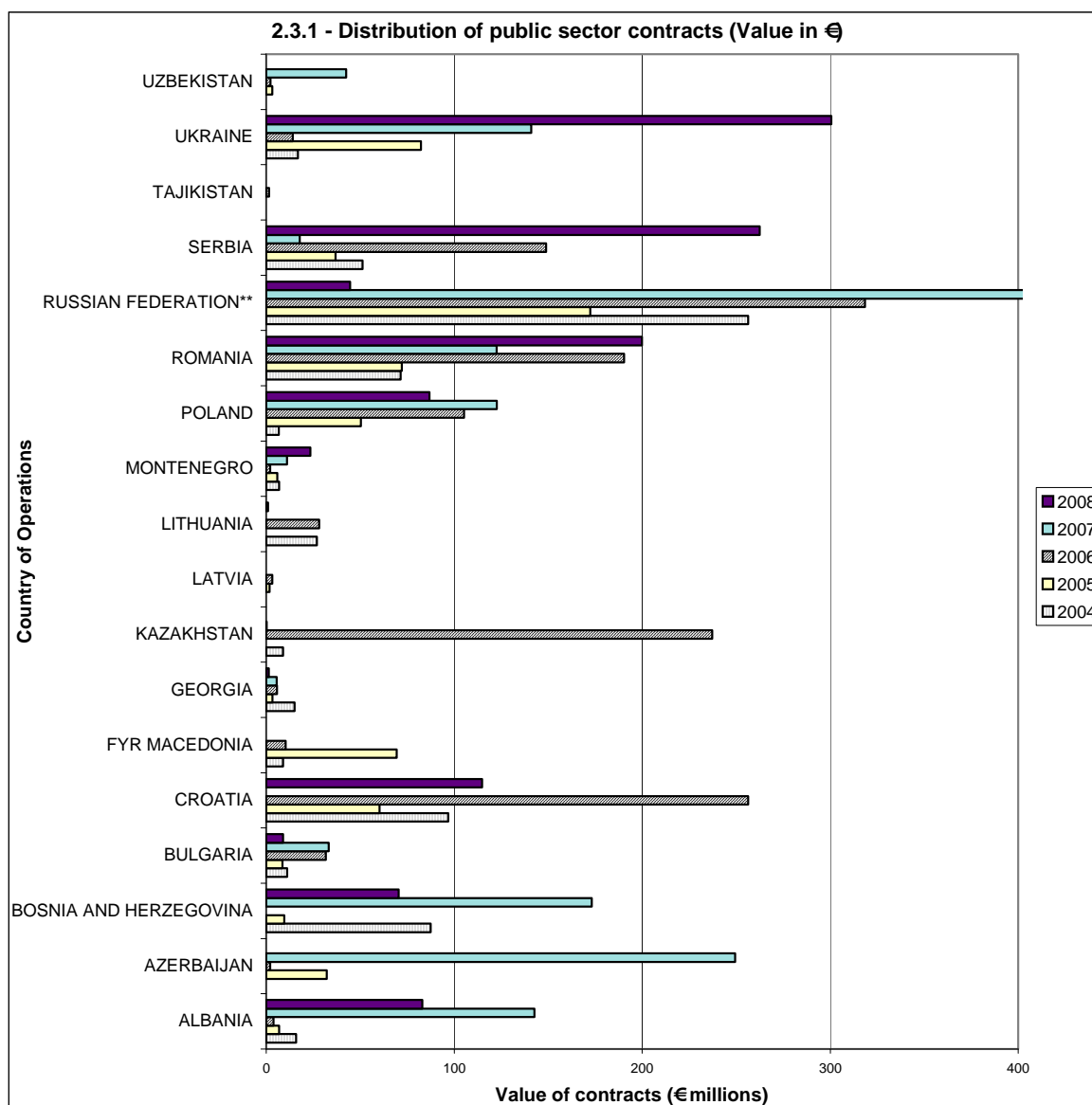
2.3 Analysis by Country of Operations

Cumulative 2004-2008 data overview

Table 2.3.1 illustrates the distribution of contracts signed between 2004 and 2008 in the countries of operations by contract value. Over the past five years the countries with the highest total amount of contract value were, in descending order: the Russian Federation (€1,962.0 million), Romania (€56.4 million), Ukraine (€55.0 million), Croatia (€28.3 million) and Serbia (€17.5 million). The contracts in these five countries together represent 69.3% of the

overall total contract value of €4,219.2 million, of the past five years. From 2004 to 2008, no public sector contracts were financed in Armenia, Belarus, Czech Republic, Estonia, Hungary, Kyrgyz Republic, Moldova, Slovak Republic, Slovenia and Turkmenistan.

Table 2.3.1 Public Sector Contract Awards in the Countries of Operation by value (2004-2008)*



* To aid clarity, the total contract values have been rounded to millions of Euros. Therefore, contract values below €450,000 are not shown. These include: FYR Macedonia (EUR 73,610 in 2007), Kazakhstan (EUR 230,841 in 2007), Montenegro (€121.8 in 2008), the Russian Federation (€298.9 in 2008), Serbia (€24.9 in 2008), Tajikistan (EUR 161,825 in 2004, EUR 183,429 in 2005, EUR 204,188 in 2007), Uzbekistan (EUR 37,579 in 2004).

** The actual value of contracts signed in the Russian Federation in 2007 was €1,170.1 million euros but cannot be shown in the graph for reasons of clarity.

2008 analysis

Public sector contracting activity in 2008 was spread across 12 countries of operations. The four countries with the highest contractual activity in terms of number of contracts signed are Bosnia and Herzegovina (43), Romania (17), Ukraine (14) and Serbia (14). These 88 contracts represent 71.0% of all contracts signed by number.

The five countries with the highest contractual activity in terms of value, in millions of euros, are Ukraine (€300.6), Serbia (€262.6), Romania (€199.9), Croatia (€114.8) and Poland (€86.8). With a total signed value of €644.7 million, these contracts represent 80.5% of the total signed contract value in 2008.

In terms of number of contracts it can be noted that Bosnia and Herzegovina was on a rising

trend during 2008, whereas number of contracts signed in both the Russian Federation and Ukraine noticeably decreased compared to 2007.

Public sector contract activity in ten countries of operations was co-financed by EBRD during 2008. All the contracts signed in Georgia and Ukraine (1 and 14 respectively) were 100% financed by the EBRD. The total value of these contracts was €301.9 million or 25.2 % of the total signed contract value and 37.7% of the overall EBRD financing. The ten countries of operations with co-financed contracting activity attracted a total amount of €396.0 million from other sources which represents 33.1% of the total signed contract value in 2008.

2.4 Analysis by type of contract

Table 2.4.1 gives the distribution of contracts by size and by type. The 66 works contracts represent the largest value by contract type (85.75% of the overall contract value) as well as the largest proportion financed by EBRD (€48.9 million). Twenty five works contracts with a value greater than €10 million were signed, including the two largest contracts signed during 2008. One is for the Sava River Crossing Project in Serbia (totalling €147.0 million and accounting for 14.3% of the overall contract value for works) and the other one is for Constanta By-Pass Project in Romania (with value of €21.2 and accounting for 11.8% of the overall works contracts value).

Table 2.4.1 Distribution of Contracts by Size and Type (2008)

Size/Number by Type (€M)	Consultant Services	Goods	Supply & Installation	Works	Total
0~0.2	8	5			13
0.2~1	4	13	10	9	36
1~5	3	2	3	30	38
>5	1	5	4	27	37
Total	16	25	17	66	124
Total Value(€)	12,926,907	88,194,601	70,069,491	1,026,663,436	1,197,854,435
Average Value(€)	807,932	3,527,784	4,121,735	15,555,507	9,660,116
EBRD Portion (€)	7,715,714	84,665,400	60,473,933	648,939,138	801,794,185

2.5 Analysis of contract award by country of origin of the tenderers

Annex 2 provides a distribution by country of origin of the successful tenderers³ and the value of contracts signed for the period 2004-2008. Tenderers from the Russian Federation have been the most successful over the last five years as they have won a total of €1,862.0 million or 30.6% of the overall contract value. Entities from the Russian Federation are followed by entities from Croatia (10.6%), Austria (7.8%), Italy (7.6%) and Germany (7.6%). In 2008, entities from Austria won the highest value of contracts (18.9% of the total contract value for 2008), followed by entities from Turkey (13.2%), Romania (12.1%), Croatia (11.6%) and Poland (7.2%). Entities from Romania were very successful in 2008 compared to 2007, increasing the value of won contracts by 69.4%. Entities from Turkey have won two big works contracts worth €158.0 million compared to none in 2007.

³ The successful tenderer is recorded as being only the lead entity in the case of joint ventures.

Annex 3 provides the same breakdown but on the basis of the total number of public sector contracts signed in the period 2004-2008 by country of origin of the tenderers. Out of the 639 contracts financed by EBRD from 2004 to 2008, the highest number of contracts was awarded to entities from the Russian Federation (75), Germany (56), Croatia (47), Bosnia and Herzegovina (41) and Italy (37). During 2008 the highest number of contracts was awarded to entities from Bosnia and Herzegovina (27), Romania (12), Croatia (11), Austria (9) and the Russian Federation (8).

Annex 4 provides the total value of contracts signed in 2008 distributed by type and by country of origin of the tenderers. It shows that in 2008, consultants from Croatia have been most successful for loan funded consultancy services contracts, winning one contract under the Zagreb Holding Water and Sewer Investment Project in Croatia worth 48.9% of all consultancy services contracts by value. Entities from Switzerland have been most successful for goods contracts (winning 63.9% of all goods contracts by value, all of which were Transport Sector contracts under Serbian Railways Project). Entities from the Russian Federation have been the most successful for supply and installation contracts (winning 55.1% of all contracts), while entities from Austria were the most successful in winning works contracts (21.0% of all works contracts signed during 2008).

2.6 Contract Award Process

Table 2.6.1 summarises data concerning those public procurement opportunities posted on the Bank's internet site. It should be noted that the procurement notices were also sent to UNDB for posting in the MDB business opportunity section as well as to EU for publishing in the Official Journal of the European Union.

Table 2.6.1 Public Procurement Postings on web site (2008)

Year	General Procurement Notices	Invitations for Expressions of Interest	Invitations to Prequalify	Invitations for Tenders	Total
2004	48	149	16	76	289
2005	85	162	38	75	360
2006	61	138	19	63	281
2007	67	194	12	81	354
2008	86	24 (*)	18	106	234

(*) From 2008 only Invitations for Expression of Interest published by the PD are included in this table.

In 2008, the Bank published a total of 234 procurement notices on its internet site. The number of General Procurement Notices and Invitation for Tenders were on a rising trend compared to 2007 (28.4% and 30.9% higher respectively). Out of 86 General Procurement Notices published in 2008, 43 were for new projects. This is a slight increase compared to 2007 (38 new General Procurement Notices) which indicates that the number of public sector projects rose at the planning stage. The majority of Invitations for Tenders were published for the Infrastructure sector (61.3% of total invitations published), followed by Nuclear Safety (17.0%) and the Energy sector (16.0%).

Table 2.6.2 Distribution of Contracts by Award Method (2008)

Size/Number by Award Method	Open Tender	Local Tender	Shopping	Competitive Selection	Single Tender	Total
0~0.2	1		4	7	1	13
0.2~1	28		3	4	1	36
1~5	34	1		3		38
>5	35			1	1	37
Total	98	1	7	15	3	124
Total Value(€)	1,169,718,282	1,031,216	2,379,356	12,877,048	11,848,533	1,197,854,435
Average (€)	11,935,901	1,031,216	339,908	858,470	3,949,511	9,660,116
Total EBRD Portion (€)	779,728,381	275,213	2,379,356	7,665,855	11,745,380	801,794,185

Table 2.6.2⁴ illustrates that the majority (98) of the public sector contracts were awarded through open tender. This represents 79.0% of total number of contracts awarded and 97.7% of the total contract value. As open tendering only applies to goods, works and supply & installation contracts (108 contracts in 2008), the public sector contracts awarded through open tendering actually represent 90.7% of the number of eligible contracts and 98.7% of the total eligible contract value when consultancy services contracts are excluded⁵. With exclusion of the highest

⁴ Please refer to Appendix A for explanation of different tender types.

⁵ Out of the 16 consultancy services contracts financed in 2008, 15 were procured under competitive selection and one using single selection. The

valued single tender goods contract for the Ukraine Railways Fast Passenger Trains project, totalling €1.4 million, open tendering by value would reach 99.7%. Such a high number of open tendering for 2008 indicates that the strong emphasis of the *Procurement Policies and Rules (PP&R)* on open tendering has been respected. Furthermore, the open tender principle was applied and accepted for contracts financed jointly by other sources thus illustrating the Bank's influence on competition in the procurement process.

The other methods of contract award represent mostly low value contracts. One contract worth €1.0 million for Kaunas Water and Environmental Project, Phase II in Lithuania was procured using local competitive tendering and was below the €5.0 million threshold stipulated in the PP&R for works contracts. The use of local competitive tendering for this project is in accordance with the procurement plan included in the Board document BDS01-65. Three contracts were awarded through single tendering: a Goods contract worth €1.4 million for the Ukraine Railways Fast Passenger Trains Project, for which Board approval was received (Board Authorization BDS04-65), a Supply and Installation contract worth €0.40 million for the UkrESCO II project, for which Board document BDS05-78 envisages⁶ other than open procurement methods, and a Consultant Services contract for EPS, Emergency Power Sector Reconstruction Loan in Serbia with a value below the threshold level of €50K specified in the PP&R. Seven contracts were procured using the shopping method. Four of these contracts were for the Power Distribution Reconstruction Project in Bosnia and Herzegovina (approved by procurement plan in Board document BDS05-181) and the other three were for the UkrEsco II project in Ukraine (Board document BDS05-787). Out of 16 contracts for consultancy services 14 were procured using competitive selection (request for proposal), in line with PP&R. The two remaining consultancy services contracts were procured using direct selection and selection from a shortlist methods and had values below threshold for these types of awards.

Annex 5 provides the total value of contracts signed in 2008 distributed by method of procurement and by country of origin of the tenderers to whom the contracts were awarded. It shows that in 2008, entities from Austria were the most successful winning contracts worth €15.6 million of all open tender contracts by value, followed by Turkey (€58.0 million), Romania (€43.8 million), Croatia (€33.1 million) and Poland (€6.8 million). Overall entities from these five countries won 63.0% of all open tender contracts. Croatia won the biggest Consultancy Services contract under the Zagreb Holding Water and Sewer project in the competitive selection category (amounting to 49.1% of all competitive selection contracts by value). The largest (€1.4 million) single tender contract (for Ukraine Railways, Fast Passenger Trains project) was won by an Austrian entity and represented 96.2% in value of all single tender contracts in 2008.

Annex 6 provides the details of the public sector contracts awarded in 2008 by country of origin of the tenderers.

single selection contract financed in Serbia had value of €49,860 which is below threshold level for using single selection tendering for consultancy services contracts.

⁶ It should be noted that although the procurement plan in Board document BDS05-78 for UkrEsco project allows other than open tendering, operation leader still needs approval from a procurement specialist when using any other than open tendering methods. This procedure was not followed properly in this particular case as no procurement specialist was involved by the team.

⁷ Please see reference 6 re UkrEsco project.

2.7 Level of Participation

Table 2.7.1 provides data on the rate of participation in public sector tenders by country of origin of the tenderers. A total of 482 tenders from 37 countries were received, a slight decrease from the number of tenders received in 2007 (488). There was an average of 3.9 tenders per contract, an increase from 2007 (3.5) reflecting a higher number of invitations for tenders published in 2008. The five most successful tendering countries in terms of value were, in descending order: Austria, Turkey, Romania, Croatia and Poland, which together won a total of €756.3 million or 63.1% of the total contract value. The five most successful tendering countries in terms of number of contracts were: Bosnia and Herzegovina (27), Romania (12), Croatia (11), Austria (9) and the Russian Federation (8). Entities from these five countries won a total of 67 contracts worth €624.7 million (52.2% of the total contract value) while submitting 54.0% of the overall number of tenders received. All five most successful countries in terms of number of contracts won ranked amongst the seven countries having submitted the greatest number of tenders for the year. These seven countries submitted 306 tenders representing 63.5% of all tenders submitted. Overall, 2008 saw a rise in the level of interest from countries of operations. There were 324 (or 67.2% of total number of tenders submitted) tenders received compared to 216 (or 44.3% of total number of received tenders) in 2007.

The column “Rate of Success” in Table 2.7.1 provides an indication of the proportion between the award of contract and the number of tenders submitted by entities from each country. It can be seen that countries that had a high success rate are not necessarily the countries where the highest cumulative value of contracts was signed. Some of the countries had a high rate of success despite a very small number of tenders submitted (for example Azerbaijan and Hungary both had 100% success rate submitting only one tender each).

Table 2.7.1 Distribution of Contracts by Country of Origin of the Tenderers (2008)

Country of Origin of the Tenderer	Total Signed EUR	% of total Value won	Number of Contracts won	% of Total Number of Contracts	Number of Unsuccessful Tenders	Total Number of Tenders	% Rate of Success	% of Total Tenders Submitted
AFGHANISTAN	0	0.0%	0	0.0%	1	1	0.0%	0.2%
AUSTRIA	226,977,875	18.9%	9	7.3%	34	43	20.0%	8.9%
AZERBAIJAN	35,591,080	3.0%	1	0.8%	0	1	100.0%	0.2%
BELGIUM	0	0.0%	0	0.0%	1	1	0.0%	0.2%
BOSNIA AND HERZEGOVINA	53,936,113	4.5%	27	21.8%	70	97	30.0%	20.1%
BULGARIA	10,372,022	0.9%	6	4.8%	10	16	40.0%	3.3%
CANADA	0	0.0%	0	0.0%	1	1	0.0%	0.2%
CROATIA	139,462,515	11.6%	11	8.9%	18	29	40.0%	6.0%
CZECH REPUBLIC	1,687,798	0.1%	2	1.6%	1	3	70.0%	0.6%
DENMARK	0	0.0%	0	0.0%	6	6	0.0%	1.2%
FINLAND	0	0.0%	0	0.0%	3	3	0.0%	0.6%
FRANCE	23,823,578	2.0%	4	3.2%	10	14	30.0%	2.9%
FYR MACEDONIA	50,814,308	4.2%	1	0.8%	2	3	30.0%	0.6%
GERMANY	36,478,710	3.0%	6	4.8%	21	27	20.0%	5.6%
GREECE	0	0.0%	0	0.0%	7	7	0.0%	1.5%
HUNGARY	121,769	0.0%	1	0.8%	0	1	100.0%	0.2%
ITALY	39,587,149	3.3%	2	1.6%	17	19	10.0%	3.9%
KUWAIT	0	0.0%	0	0.0%	1	1	0.0%	0.2%
LITHUANIA	1,031,216	0.1%	1	0.8%	2	3	30.0%	0.6%
LUXEMBOURG	0	0.0%	0	0.0%	1	1	0.0%	0.2%
MONTENEGRO	3,067,140	0.3%	1	0.8%	2	3	30.0%	0.6%
NETHERLANDS	0	0.0%	0	0.0%	3	3	0.0%	0.6%
NORWAY	0	0.0%	0	0.0%	1	1	0.0%	0.2%
POLAND	86,829,892	7.2%	7	5.6%	47	54	10.0%	11.2%
PORTUGAL	0	0.0%	0	0.0%	5	5	0.0%	1.0%
ROMANIA	145,043,069	12.1%	12	9.7%	20	32	40.0%	6.6%
RUSSIAN FEDERATION	59,277,225	4.9%	8	6.5%	16	24	30.0%	5.0%
SERBIA	500,314	0.0%	2	1.6%	20	22	10.0%	4.6%
SLOVAK REPUBLIC	0	0.0%	0	0.0%	2	2	0.0%	0.4%
SLOVENIA	39,323,628	3.3%	5	4.0%	2	7	70.0%	1.5%
SPAIN	886,374	0.1%	2	1.6%	4	6	30.0%	1.2%
SWEDEN	0	0.0%	0	0.0%	1	1	0.0%	0.2%
SWITZERLAND	56,457,129	4.7%	7	5.6%	4	11	60.0%	2.3%
TURKEY	158,019,585	13.2%	2	1.6%	10	12	20.0%	2.5%
UKRAINE	27,189,080	2.3%	4	3.2%	11	15	30.0%	3.1%
UNITED KINGDOM	877,172	0.1%	2	1.6%	3	5	40.0%	1.0%
UNITED STATES	499,695	0.0%	1	0.8%	1	2	50.0%	0.4%
Total	1,197,854,435	100.0%	124	100.0%	358	482		100.0%

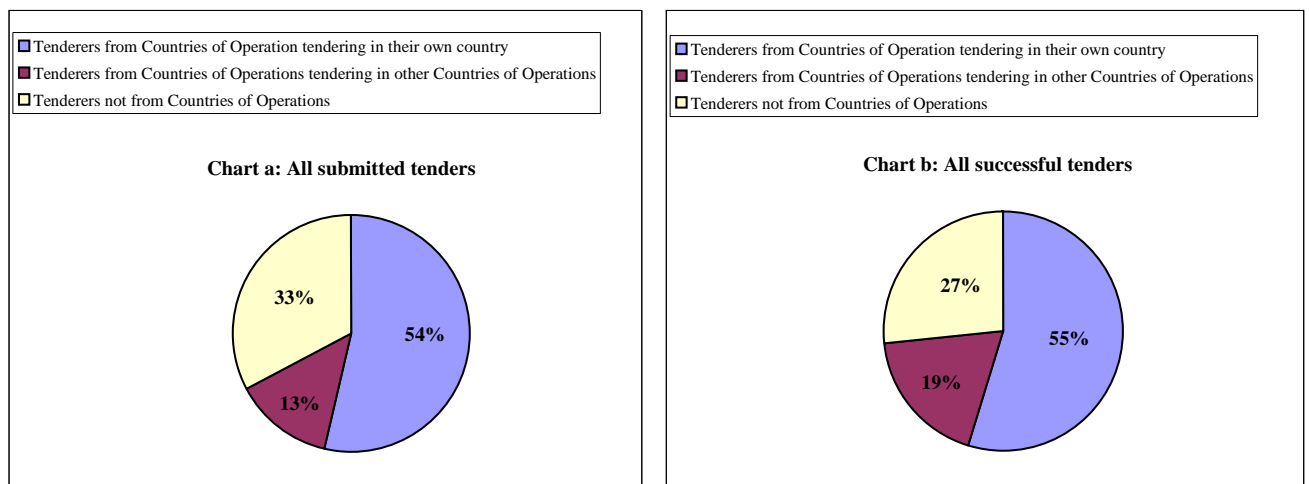
Analysis by Business Sector

Annex 7 presents the level of interest generated by the Invitations for Tender by Business Sector. It can be seen that in 2008 contracts in the MEI sector were spread across ten countries of operations and generated the highest participation with 221 tenders for 48 contracts or 4.6 tenders per contract. The Transport business sector generated 3.9 tenders per contract on average, which is up from the 2007 average of 3.4. The Power and Energy sector had 3.0⁸ tenders per contract on average for 2008 compared to 3.4 in 2007. The only contracts signed in Bulgaria, Georgia, Lithuania, Poland and the Russian Federation were in the MEI sector, with a total contract value of €142.9 million (or 34.3% of all public contracts signed in the MEI sector) and a total number of tenders of 105 (or 47.5% of all tenders submitted in the MEI sector). 76.0% (or 6 out of 27 contracts) of all public contracts in the Power and Energy sector were signed in Ukraine, attracting 19 tenders in total.

Participation of Entities from Countries of Operations

Chart a in the table 2.7.2 shows that out of the overall 482 tenders that were submitted during 2008, overall 67.2% were submitted by tenderers from countries of operations. From chart b it can be seen that out of the 124 contracts awarded, 54.8% were won by entities from countries of operations tendering in their own country and 18.5% were won by entities from countries of operations tendering in other countries of operations. Both numbers show a rising trend compared to 2007, indicating a positive transition impact in countries of operations.

Table 2.7.2 Distribution of Tenders by Country of Origin of Tenderers and by Country of Operations



⁸ Contracts related to UkrEsko project managed by the Country Team are classified into the Power and Energy business sector.

Entities from EBRD's countries of operations won 91 contracts (73.4% of all contracts) whose total value was €12.3 million (67.8% of the total contract value). In most cases, entities were most successful in their own countries (winning 68 contracts for a total contract value of €65.9 million at their own country). There were 23 contracts worth €46.3 million awarded to entities from EBRD's countries of operations in countries different from the country of origin of the tenderer, with Turkey winning the two largest contracts for a Road rehabilitation project in Ukraine worth €158.0 million. This is a continuation of the trend from the previous years and is an indication of the transition impact that the Bank has had, since local entities are increasingly successful at competing for contracts both within and outside their own countries. Entities from three countries of operations won contracts in their own countries only. These countries were Lithuania, Montenegro and Ukraine. They won contracts worth a total amount of €1.3 million or 2.6% of the overall contract value.

Country and Sectoral Tendering Analysis

Annex 8 presents the distribution of tenders submitted by Country of Origin of the Tenderers and by country of operations and Annex 9 presents the distribution of submitted tenders by Country of Origin of the Tenderers and by Business Sector. Out of all tendering countries, entities from Germany and Austria diversified their tenders to the greatest extent as they tendered across eight countries of operations each and across the three business sectors with public sector activity in 2008. German entities won six contracts spread across these business sectors and Austrian entities won nine contracts spread across the Transport (8) and MEI sectors (1). Entities from France who also tendered in eight countries but across two business sectors, won two contracts in the MEI and two in the Power and Energy Sectors. Entities from Italy submitted tenders across seven countries, winning in two of them and in two business sectors.

Out of all countries of operations, entities from Croatia diversified the most, tendering in four countries of operations other than their own. They submitted the majority of tenders in their own country (10 out of a total of 33 tenders received). Tenderers from Bosnia and Herzegovina participated the most submitting 20.1% of all tenders received, and were the most successful in the Transport sector, winning 15 out of the 41 tenders submitted, all of which were signed in Bosnia and Herzegovina itself. Poland had the second highest rate of participation among countries of operations with 54 tenders submitted, but only won 7 contracts, all in the MEI sector. Entities from Romania submitted 32 tenders and were awarded 12 contracts, all in their own country.

Contracts in Bosnia and Herzegovina and Serbia generated the highest level of interest in terms of the number of tenders submitted (154 and 61 respectively), and they attracted tenders from entities across 20 and 12 tendering countries respectively.

The average rates of interest generated by Business Sectors were as follows: 4.6 tenders were submitted for every contract in the MEI sector, 3.9 tenders were submitted for every contract opportunity in the Transport sector and 3.0 tenders were submitted for every contract in the Power and Energy sector. In the MEI sector the highest number of tenders came from entities from Poland and Romania, accounting for 46.6% the total number of tenders submitted in the MEI sector. The Transport sector saw the highest rate of participation from Bosnia and Herzegovina and Austrian entities, which accounted for 47.8%. Finally, entities from Bosnia and Herzegovina and Ukraine were most active in the Power and Energy sector submitting 63.0% of all tenders in this business sector.

2.8 Public Sector Procurement under Sub-Sovereign Loans

In 2008, there were 44 contracts (35.5% of the total number of 2008 contracts) that were signed in the context of sub-sovereign projects, showing a slight decrease compared to last year (2007: 39.0%). These contracts were valued at €394.1 million or 32.9% of the overall contract value and were signed across 25 different projects, all of which are in the MEI sector. Over the previous five years, this represents an increase of €259.4 million in terms of value (from €134.7 million in 2004) and an increase of 13.1% in the relative percentage (from 19.8% in 2004).

2.9 Nuclear Safety Department

The EBRD manages six nuclear safety and decommissioning funds which have received over €2 billion in committed contributions. Each Nuclear Safety fund is governed by specific rules as agreed by the respective Assembly of Contributors to each fund and approved by the EBRD Board of Directors. The funds are managed by the Nuclear Safety Department at the EBRD on behalf of the contributing countries. Procurement under the funds must follow the EBRD's Procurement Policies and Rules for public sector projects with the limitation that eligibility is restricted to entities from member countries of the funds and the EBRD's countries of operations.

During 2008, 36 contracts amounting to a total value of €53.4 million were placed under the projects financed by the funds. This represents a decrease compared to 2007 due to a lesser number of high valued contracts signed⁹. Annex 10 gives a listing and details of all the contracts financed from Nuclear Safety funds signed during 2008.

Table 2.9.1 provides the distribution of the Nuclear Safety Department funded contracts by size and type. 20 out of the 36 contracts signed were below €1 million, the majority of which were for consultancy services, representing 55.6% of the total number of contract and only 1.7% of the total contract value. The three contracts with a value over €5.0 million accounted for 48.5% of the total value of all contracts signed by NSD in 2008. The largest contract, worth €1.6 million, was a consultant services contract for the Chernobyl Shelter, insurance project in Ukraine signed under the Chernobyl Shelter Fund.

Table 2.9.1 Nuclear Safety Department-Distribution of Contracts by Size and Type (2008)

Size/Number by Type (€M)	Consultancy Services	Goods	Services	Supply and Installation	Works	Total
0~0.2	14	3	1	0	2	20
0.2~1	3	0	0	1	0	4
1~5	4	0	0	4	1	9
>5	1	0	0	1	1	3
Total	22	3	1	6	4	36
Total Value(€)	23,929,704	154,702	4,353	18,453,247	10,903,218	53,445,224
Average Value(€)	1,087,714	51,567	4,353	3,075,541	2,725,805	1,484,590

⁹ In 2007 contracts signed under the Chernobyl Shelter Fund amounted to €28.0 million.

Table 2.9.2 provides the distribution of the Nuclear Safety Department funded contracts by size and by method of award. Contracts subject to open or competitive selection procedures amounted to €34.4 million which is 64.4% of the value of total contracts placed. The value of consultancy contracts subject to direct selection in 2008 has significantly increased compared to 2007. Direct selection of consultants during 2008 amounted to a total contract value of €6.5 million (compared to €3.6 million in 2007). Such a significant increase in value of direct selection of consultancy contracts during 2008 was driven by the high value of two consultancy contracts in particular. The larger of the two was signed for the Chernobyl Shelter fund, project insurance and was worth €1.6 million and the second one was signed under the Kozloduy International Decommissioning Fund and was worth €3.8 million. Together these two contracts accounted for 93.4% of the overall value of consultancy contracts awarded by direct selection. One Works contract under the Chernobyl Shelter Fund, stabilisation measures project, totaling €2.2 million further contributed to a relative high value of all NSD contracts awarded through direct selection. The remaining amount for direct selection contracts (worth €1.1 million) is spread among 15 contracts.

Table 2.9.2 Nuclear Safety Department- Distribution of Contracts by Award Method (2008)

Size/Number by Award Method (€M)	Competitive Selection Consultant	Direct Selection Consultant	Local Tender	Open Tender	Selective Tender	Shopping	Single	Total
0-0.2	3	11	0	0	0	4	2	20
0.2-1	1	2	0	1	0	0	0	4
1-5	3	1	0	4	0	0	1	9
>5	0	1	0	2	0	0	0	3
Total	7	15	0	7	0	4	3	36
Total Value(€)	7,414,260	16,515,444	0	26,989,058	0	260,577	2,265,885	53,445,224
Average (€)	1,059,180	1,101,030	0	3,855,580	0	65,144	755,295	1,484,590

The projects administered by the Nuclear Safety Department are implemented in strict compliance with the EBRD PP&R however they are to the great extent affected by the nature of nuclear industry. Donors to the Nuclear Safety Funds are particularly interested that projects are tendered in a competitive manner. Therefore NSD informs Assemblies of Contributors if single awards are used and in many cases seeks additionally their endorsement. The decisions to use single tendering are influenced by numerous issues resulting from the established practices of the nuclear industry (such as security, radiation protection and safety requirements) with due consideration of the inputs coming from related bilateral projects (mainly regulatory assistance).

3. Compliance and integrity

3.1 Complaints and Concerns

PD handled 14 procurement complaints and 7 concerns on Bank financed or administered contracts received in the course of 2008, as compared with 11 procurement complaints and 5 concerns in 2007.¹⁰ There were 124 contracts signed in the public sector (2007: 138) and 36 contracts signed under Nuclear Safety Funds (2007: 47). Table 3.1.1 presents a comparison of figures for complaints/concerns received between 2004 and 2008 inclusive, by contract type and procurement method.

Table 3.1.1 Number of Complaints/Concerns by Year and by Contract Type

Contract Type	Procurement Method	2004	2005	2006	2007	2008
Works	Open	3	1	1	8	7
Goods	Open	3	0	5	1	5
Supply and Installation	Open	7	0	6	2	8
Services	Open	0	0	1	4	1
Consultancy	Competitive	3	0	2	1	0
Total		16	1	15	16	21

The majority of complaints/concerns in 2008 were for Supply & Installation contracts, whereas in 2007 Works contracts were the main generator of complaints/concerns.

Table 3.1.2 below gives a summary of complaints and concerns by business sector for 2008.

¹⁰ Since 2005 a distinction has been made between those issues raised by dissatisfied parties that clients can resolve and complaints that are formally addressed to, and require the action of the PD. A “concern” is any issue that is brought to the attention of the EBRD by a tenderer regarding the procurement process or contract award. The concern is referred to the contracting authority, which is expected to address and resolve the issue with the relevant party under PD’s supervision. If the two parties cannot come to an understanding or an agreement, the concern may be elevated to the status of a complaint. At that point, the EBRD freezes the procurement process and an investigation is undertaken.

Table 3.1.2

Complaints and Concerns by Nature and by Business Sector

Country of complainant	Project	Complaint / Concern	Business Sector	Nature of complaint/concern	Status
Poland	Heating Rehabilitation Programme	Complaint	MEI	Claimed that six requirements were not met by the winning tenderer	Closed
Bulgaria	Bulgaria: Plovdiv Water Investment Project	Complaint	MEI	Complained that client had failed to arrange for the publication of GPN and IFT in compliance with notification requirements set in the Bank's PPR	Closed
Romania	Romania: MELF Bacau - Wasterwater Treatment Plant	Complaint	MEI	Objected to tender rejection on basis of failure to meet postqualification criteria, having claimed the qualifications and capability of its parent company. No company guarantee was submitted with its tender	Closed
Austria	Bridge over River Save in the city of Belgrade	Complaint	MEI	Contested the validity of the discount granted by the second bidder, since the discount was not stated on the form of tender but in a separate letter	Closed
Serbia	Heating Rehabilitation Programme	Concern	MEI	Allegation of the incidence of collusive practices between the client and the successful tenderer	Closed
Netherlands	Croatia: Karlovac Wastewater Management Project	Concern	MEI	Requested a clarification of the grounds on which its tender has been rejected	Closed
Romania	Romania: Oradea Water and Wasterwater extension	Concern	MEI	Brought to the Bank's attention that one of the tenderers submitted its tender security letter outside of the sealed package containing their offer	Closed
Italy	Bulgaria: Maritza East 2 TPP	Complaint	Power & Energy	Claimed that a tenderer who submitted the lowest priced offer may have failed to meet one of the required qualification criteria set in the tender documents	Closed
Italy	Bulgaria: Maritza East 2 TPP	Complaint	Power & Energy	Further claimed that the winning tenderer did not fulfil three more qualification criteria	Closed
Bosnia & Herzegovina	Bosnia & Herzegovina: Power Distribution Reconstruction	Complaint	Power & Energy	Complaint relates to lack of clarity in the information provided in the technical specifications preventing Landis from submitting its offer	Open
Poland	Bosnia & Herzegovina: Power Distribution Reconstruction	Concern	Power & Energy	Expressed a concern with regards to fairness of tender evaluation process because their offer was the most economical but not accepted	Open
Romania	Romania: Posta Romana	Complaint	Telecoms, Informatics	Complaint with regard to the client handling the tender clarification and 2nd stage tender invitation processes	Open
Switzerland	Lithuania: Ignalina International Decommissioning Support Fund	Concern	Nuclear Safety	Informs the client that its internal corporated guidelines prohibit commercial and legal acceptance of certain major contractual provisions and proposes to be awarded a direct contract	Open
Italy	Slovak Republic: Bohunice Intl Decommissioning Support Fund	Concern	Nuclear Safety	Tenderer expresses its concern over the cancellation of Tender Process: Reconstruction of the Area Protection System "Akoboje"	Open
Italy	Serbia: Belgrade Highway and Bypass project	Complaint	Transport	Requested a revision of the prequalification requirements	Closed
Italy	Traffic Mngmt Modernisation & Upgrading Systems	Complaint	Transport	Did not accept client's decision to determine their tender as non-compliant	Closed
Spain	Serbia & Montenegro: Future Air Traffic Mngmt Modernisation & Upgrading Systems	Complaint	Transport	Did not accept client's decision to determine their tender as non-compliant, requesting a formal debriefing	Closed
Italy	Georgia: Batumi Public Transport	Complaint	Transport	Claimed they did not receive purchased tender documents and thus could not submit their offer. Also, were not able to contact the client to clarify the matter	Closed
Bosnia & Herzegovina	Bosnia & Herzegovina: Air Traffic Management System	Complaint	Transport	Refers to an "unfair advantage" given to a tenderer by modifying the original tender requirements by the client during tendering process	Open
Italy	Serbian Railway: Rollingstock	Complaint	Transport	Challenged the outcome of the tender evaluation where their offer was the lowest priced but rejected	Closed

The complaints/concerns raised by unsuccessful entities in 2008 were varied in nature and amongst others were raised on the following issues:

- allegation of affiliation between the Client and the Tenderer;
- challenging the client's determination that a tender has been deemed non-compliant with the tender documents;
- infringement of intellectual property rights;
- challenging the responsiveness of the winning tenderer in respect of meeting the qualification criteria.

In 2008 PD received no complaints on procurement of contracts funded from Technical Cooperation (TC) funds. The Transport sector received most complaints (six), followed by the MEI team (four) and the Power and Energy (three). Finally Nuclear Safety had two and the Telecoms, Informatics and Media had one complaints received. Allegations of improper tender evaluation continue to be the principal source of complaints.

3.2 Fraud and Corruption

During 2008 one allegation of fraudulent and one allegation of collusive practice were submitted to the Procurement Department from external sources. In accordance with the Bank's procedures, these were forwarded to the Office of the Chief Compliance Officer (OCCO) for investigation. There was no substantive evidence subsequently found that supported the allegations.

Emphasis continues to be placed on identifying fraud and corruption "red flags" during the tender process and contract implementation. An integral part of the Bank's Procurement Policies and Rules is the Bank's obligation to provide no-objections to each milestone during the tender process (tender documents, evaluation reports etc.). This provides the Bank with an important tool in ensuring that the tender process is fair and transparent and in line with agreed procedures. During contract implementation the Bank exercises control through close monitoring of client requests for disbursements for variations or change orders under the contract. On some projects Lenders Monitoring Consultants (LMC) are engaged to review project implementation and report back to the Bank. The on-site scrutiny of contract administration by the LMC provides an opportunity to identify whether there may be fraudulent or corrupt activities taking place.

3.3 Independent Procurement Reviews

The Procurement Department commissioned two independent reviews in 2008 under the following two projects:

- Romania, MELF Sibiu – Rehabilitation of Wastewater treatment Plant; and
- Poland: Krakow Urban Transport Project – Fast Tram Infrastructure

Two separate independent consultants were appointed to carry out the reviews namely Grontmji / Carl Bro A/C (Denmark) and Atkins (UK).

Romania, MELF Sibiu – Rehabilitation of Wastewater treatment Plant

Grontmji / Carl Bro A/C carried out the independent review of the project between January and April 2008. In April 2008 the consultants discussed their preliminary findings with the project

team and the Procurement Department and following the Bank's feedback submitted the final report in May 2008.

The overall outcome of the review concluded that the procurement and implementation of the contract was carried out in accordance with the Bank's Procurement Policies and Rules, the Loan agreement and other legal documents. The works delivered under the Bank funded contract were found to be in accordance with the requirements of the contract in terms of both, quality and, time and cost. No red flags were encountered during the review. The review did not expose any grounds for recommendation on any improvement in the Bank's procurement procedures and standard documentation.

Poland: Krakow Urban Transport Project – Fast Tram Infrastructure

Atkins carried out the independent review of the project between July and August 2008. The consultant's draft report was discussed with the project team and the Procurement Department in August 2008. At the time, it was agreed with the consultants that the report would need to be revised to ensure adequate emphasis on the compliance of the project implementation with the Bank's PP&R, the Loan agreement and other legal documents rather than the Consultants perception of good procurement or commercial practices. An interim report was submitted in November with the key findings having been discussed in December 2008. At present, the report is being finalised by the consultants in consultation with PD.

Appendix A

TYPES OF TENDERS

Open Tender: Following public invitation to tender, all interested suppliers or contractors are given adequate notification of contract requirements and all such tenderers are given an equal opportunity to submit a tender.

Selective Tender: The tendering process can be limited to pre-selected qualified entities when (a) the required product or service is highly specialised and complex; or (b) there are only a limited number of suppliers of the particular goods or services needed; or (c) other conditions limit the number of firms that are able to meet contract requirements; or (d) critical goods, works or services are urgently required.

Local Tender: Local Competitive Tendering in accordance with national procedures may be used for procuring goods, works or services when (a) contract values are small; (b) works are scattered geographically or spread over time; (c) the goods, works or services are available locally at prices less than the international market; or (d) by their nature or scope contracts are unlikely to attract foreign competition.

Shopping: Shopping is a simplified form of competitive purchasing that only requires written price quotations from at least three suppliers, including foreign suppliers wherever possible. Shopping procedures may be agreed to by the Bank for contracts of a small value for (a) readily available off-the-shelf items; and (b) standard specification goods.

Single: Single Tendering may be used in exceptional cases where (a) the extension of an existing contract awarded in accordance with procedures acceptable to the Bank for additional goods, works or services of a similar nature would clearly be economic and efficient and no advantage would be obtained by further competition; (b) there has been an unsatisfactory response to open or selective tenders carried out in accordance with the Bank's procurement rules; (c) a product can only be provided by a single supplier because of exclusive capabilities or rights; (d) standardisation with existing equipment is determined to be important and justified, the number of new items are generally less than the existing number and compatible goods cannot be provided by other suppliers; or (e) it is a case of extreme urgency.

Competitive Selection: Competitive selection applies only to the selection of consultants, funded under loans proceeds for Bank projects. Competitive selection consists of soliciting proposals from short listed firms that are evaluated on technical and financial basis

**Listing of Contracts by Country of Operations (Value in €)
2008**

Op Country	Contract Id	OP Name	Contract Name	Tenderer Name	Tenderer Country	Sector	Contract Sign Date	Contract Type	Contract Method	Signed Contract Value (EUR)	EBRD Portion (EUR)	EBRD Financed %
ALBANIA	21362	Albania: Fier-Tepelene Road Rehabilitation Project	Contract 1: Construction of the Levan-Dames Section of the North-South Corridor	<i>Todini Costruzioni Spa (W)</i>	<i>ITALY (W)</i>	Transport	05/08/2008	Works	Open	39,240,849	15,696,340	40.0%
				AVAX S.A.	GREECE							
				STRABAG AG	AUSTRIA							
ALBANIA	21363	Albania: Fier-Tepelene Road Rehabilitation Project	Contract 2: Construction of the Dames-Tepelene Section of the North-South Corridor	<i>Alpine Bau GmbH (W)</i>	<i>AUSTRIA (W)</i>	Transport	05/08/2008	Works	Open	28,627,445	11,450,978	40.0%
				AVAX S.A.	GREECE							
				JV HIDROELEKTRA NISKOGRADNJA D.D., & VIADUKT D.D.& INGRA	CROATIA							
				STRABAG AG	AUSTRIA							
ALBANIA	27141	Albania: Port of Durres	Phase 1 - Ferry Terminal Works	<i>SCT dd Ljubljana (W)</i>	<i>SLOVENIA (W)</i>	Transport	06/05/2008	Works	Open	15,183,262	7,591,631	50.0%
				ALPINE BAUGES.M.B.H.	AUSTRIA							
				Athena/Diekat	GREECE							
				GIUSEPPE MALTAURO	ITALY							
				M A Al Karafi & Sons	KUWAIT							
				Montmontaza/Unioninvest/Subegovic	CROATIA							
				STRABAG AG	AUSTRIA							
Total ALBANIA :			3							83,051,556	34,738,949	41.8%
BOSNIA AND HERZEGOVINA	22300	B&H: Regional Road Development Programme	Lot 2: Construction of Sarajevo bypass (Contract 2: Butila-Brijesce-Stup)	<i>JV Osijek-Koteks and INGRA d.d Zagreb, GP Dubrovnik (W)</i>	<i>CROATIA (W)</i>	Transport	02/06/2008	Works	Open	23,033,547	9,674,090	42.0%
				ALPINE - MAYREDER BAU GMBH	AUSTRIA							
				CM Celje dd Ceste Mostovi Celje/Cesto Pojetje Ljubljana dd/CMP dd	SLOVENIA							
				JV Viadukt dd/Zagreb/GP Put dd Sarajevo	CROATIA							
				KONSTRUKTOR-INZENJERING D.D. SPLIT	CROATIA							
				OHL Obrascon HuatreLain S.A.	SPAIN							
				STRABAG AG	AUSTRIA							
BOSNIA AND	22304	B&H: Regional	Preparation of Feasibility	<i>Association Roughton International,</i>	<i>UNITED</i>	Transport	03/11/2008	Consultant	Competitive	399,800	399,800	100.0%

(W) Indicates the name and the country of the winning tenderer . All subsequent tenderers listed were unsuccessful in competing for the respective contract.

Listing of Contracts by Country of Operations (Value in €)
2008

Op Country	Contract Id	OP Name	Contract Name	Tenderer Name	Tenderer Country	Sector	Contract Sign Date	Contract Type	Contract Method	Signed Contract Value (EUR)	EBRD Portion (EUR)	EBRD Financed %
HERZEGOVINA	22304	Road Development Programme	Study and the Environment Impact Assessment for M-17.3 Buna-Neum: Section Neum-Stolac	<i>TRL Ltd, Energoinvest d.d. (W)</i>	<i>KINGDOM (W)</i>	Transport	03/11/2008	Services	Competitive	399,800	399,800	100.0%
				Association Carlo Lotti	ITALY							
				Association JV Poyry and Lenoci	GERMANY							
				BCEOM	FRANCE							
				IGH D.D	CROATIA							
				JV Roayl Haskonning, ERM, IPSA	NETHERLANDS							
NORPLAN CONSULTING ENGINEERS AND PLANNERS	NORWAY											
BOSNIA AND HERZEGOVINA	24985	Bosnia and Herzegovina Air Traffic Management System	Supply & Installation of the Meteorological Equipment for the Air Traffic Management System of Bosnia and Herzegovina - Weather Observing System (WOS)	<i>Telvent Energia S.A. (W)</i>	<i>SPAIN (W)</i>	Transport	15/12/2008	Supply & Installation	Open	607,264	607,264	100.0%
				JV MICROSTEP-MIS AND MIBO KOMUNIKACIJE d.o.o.	SLOVAK REPUBLIC							
				SELEX SISTEMI INTEGRATI S.p.a	ITALY							
				TECHNO SKY S.r.l	ITALY							
				VAISALA OYJ	FINLAND							
BOSNIA AND HERZEGOVINA	24986	Bosnia and Herzegovina Air Traffic Management System	Supply & Installation of the Meteorological Equipment for the Air Traffic Management System of Bosnia & Herzegovina: Communication, Data Collection, Data Processing & Data Delivery Equipment	<i>Telvent Energia S.A. (W)</i>	<i>SPAIN (W)</i>	Transport	15/12/2008	Supply & Installation	Open	279,110	279,110	100.0%
				SELEX SISTEMI INTEGRATI S.p.a	ITALY							
				TECHNO SKY S.r.l	ITALY							
				VAISALA OYJ	FINLAND							
BOSNIA AND HERZEGOVINA	25001	Bosnia and Herzegovina Air Traffic Management System	Execution of Works for Adaptation of Buildig for Area Control Centre (ACC Unit II) Banja Luka	<i>Lindner d.o.o. (W)</i>	<i>SERBIA (W)</i>	Transport	29/07/2008	Works	Open	325,314	325,314	100.0%
				HERING D.O.O	BOSNIA AND HERZEGOVINA							
				INTEGRAL INZENJERING D.O.O	BOSNIA AND HERZEGOVINA							
BOSNIA AND HERZEGOVINA	26841	Bosnia & Herzegovina Road Rehabilitation Project	Lot 1: M5 Ripas-Dubovsko-Vrtoce (km31+460-km36+690-km53+550) B&H	<i>KOV-GRAD doo Buzim (W)</i>	<i>BOSNIA AND HERZEGOVINA (W)</i>	Transport	02/07/2008	Works	Open	1,951,036	1,667,552	85.5%
				KRAJINAPUTEVI	BOSNIA AND HERZEGOVINA							

(W) Indicates the name and the country of the winning tenderer . All subsequent tenderers listed were unsuccessful in competing for the respective contract.

Listing of Contracts by Country of Operations (Value in €)
2008

Op Country	Contract Id	OP Name	Contract Name	Tenderer Name	Tenderer Country	Sector	Contract Sign Date	Contract Type	Contract Method	Signed Contract Value (EUR)	EBRD Portion (EUR)	EBRD Financed %
BOSNIA AND HERZEGOVINA	26842	Bosnia & Herzegovina Road Rehabilitation Project	Lot 1: M-18 Srednje_Semizovac road section km90+800-km106+150	<i>JV Sarajevoputevi, GP Put and Bosnaputevi (W)</i>	BOSNIA AND HERZEGOVINA (W)	Transport	08/09/2008	Works	Open	1,313,101	1,122,309	85.5%
				Asfaltgradnja Ocazi bb	BOSNIA AND HERZEGOVINA							
				STRABAG AG	AUSTRIA							
BOSNIA AND HERZEGOVINA	26845	Bosnia & Herzegovina Road Rehabilitation Project	M-16.2 Varvara (Prozor) - Jablanica 2 (km40+000 - km70+382)	<i>JV Strabag AG & Bosnaputevi (W)</i>	AUSTRIA (W)	Transport	20/10/2008	Works	Open	1,242,213	1,061,720	85.5%
				HP INVESTING	BOSNIA AND HERZEGOVINA							
				JV PUT Euroasfalt and Asfaltgradnja	BOSNIA AND HERZEGOVINA							
				Putovi	BOSNIA AND HERZEGOVINA							
BOSNIA AND HERZEGOVINA	26865	Bosnia & Herzegovina Road Rehabilitation Project	Lot 2: M14.1 Nova Topola-Srbac-Kobas-Derventa Road	<i>Niskogradnja d.o.o. (W)</i>	BOSNIA AND HERZEGOVINA (W)	Transport	02/10/2008	Works	Open	4,576,945	3,911,919	85.5%
				ALPINE BAU GMBH	AUSTRIA							
				INTEGRAL INZENJERING D.O.O	BOSNIA AND HERZEGOVINA							
				MG-Mind	BOSNIA AND HERZEGOVINA							
				OSIJEK-KOTEKS D.D. OSIJEK	CROATIA							
				PRIJEDORPUTEVI A.D.	BOSNIA AND HERZEGOVINA							
BOSNIA AND HERZEGOVINA	26881	Bosnia & Herzegovina Road Rehabilitation Project	Lot 3: R-413 Mitrovici (Knezevo)-Prisika (Ugar) Road	<i>Alpine Bau GmbH (W)</i>	AUSTRIA (W)	Transport	02/10/2008	Works	Open	1,393,332	1,190,882	85.5%
				INTEGRAL INZENJERING DOO LAKTASI	BOSNIA AND HERZEGOVINA							
				Kozaraputevi	BOSNIA AND HERZEGOVINA							
				MG-Mind	BOSNIA AND HERZEGOVINA							
				NISKOGRADNJA D.O.O.	BOSNIA AND							

(W) Indicates the name and the country of the winning tenderer . All subsequent tenderers listed were unsuccessful in competing for the respective contract.

**Listing of Contracts by Country of Operations (Value in €)
2008**

Op Country	Contract Id	OP Name	Contract Name	Tenderer Name	Tenderer Country	Sector	Contract Sign Date	Contract Type	Contract Method	Signed Contract Value (EUR)	EBRD Portion (EUR)	EBRD Financed %
					HERZEGOVINA							
BOSNIA AND HERZEGOVINA	26881	Bosnia & Herzegovina Road Rehabilitation Project	Lot 3: R-413 Mitrovici (Knezevo)-Prisika (Ugar) Road	PRIJEDORPUTEVI A.D.	BOSNIA AND HERZEGOVINA	Transport	02/10/2008	Works	Open	1,393,332	1,190,882	85.5%
BOSNIA AND HERZEGOVINA	28341	Power Distribution Reconstruction Project	ERS-P4-04/06-C1-EK Intervention Vehicles	<i>EUROMODUS d.o.o. (W)</i>	<i>BOSNIA AND HERZEGOVINA (W)</i>	Power and Energy	30/01/2008	Goods	Shopping	193,176	193,176	100.0%
				General Auto	BOSNIA AND HERZEGOVINA							
				Mitex Auto	BOSNIA AND HERZEGOVINA							
				Strelac Promet	BOSNIA AND HERZEGOVINA							
BOSNIA AND HERZEGOVINA	28342	Power Distribution Reconstruction Project	ERS-P4-04/06-B2-EK Intervention Vehicles	<i>PROMOTORS d.o.o. (W)</i>	<i>BOSNIA AND HERZEGOVINA (W)</i>	Power and Energy	30/01/2008	Goods	Shopping	40,278	40,278	100.0%
				Centrotehnica	BOSNIA AND HERZEGOVINA							
				Florida	BOSNIA AND HERZEGOVINA							
				Mipex Auto	BOSNIA AND HERZEGOVINA							
				Samax d.o.o.	BOSNIA AND HERZEGOVINA							
BOSNIA AND HERZEGOVINA	28343	Power Distribution Reconstruction Project	ERS-P4-04/06-B3-EK Service Vehicles	<i>SAMAX d.o.o. (W)</i>	<i>BOSNIA AND HERZEGOVINA (W)</i>	Power and Energy	30/01/2008	Goods	Shopping	164,750	164,750	100.0%
				Centrotehnica	BOSNIA AND HERZEGOVINA							
				Florida	BOSNIA AND HERZEGOVINA							

(W) Indicates the name and the country of the winning tenderer. All subsequent tenderers listed were unsuccessful in competing for the respective contract.

**Listing of Contracts by Country of Operations (Value in €)
2008**

Op Country	Contract Id	OP Name	Contract Name	Tenderer Name	Tenderer Country	Sector	Contract Sign Date	Contract Type	Contract Method	Signed Contract Value (EUR)	EBRD Portion (EUR)	EBRD Financed %
BOSNIA AND HERZEGOVINA	28343	Power Distribution Reconstruction Project	ERS-P4-04/06-B3-EK Service Vehicles	Mipex Auto	BOSNIA AND HERZEGOVINA	Power and Energy	30/01/2008	Goods	Shopping	164,750	164,750	100.0%
BOSNIA AND HERZEGOVINA	28345	Power Distribution Reconstruction Project	ERS-P1-04/06-B1-EK Intervention Vehicles	<i>SAMAX d.o.o (W)</i>	BOSNIA AND HERZEGOVINA (W)	Power and Energy	30/01/2008	Goods	Shopping	99,700	99,700	100.0%
				Centrotehnica	BOSNIA AND HERZEGOVINA							
				Florida	BOSNIA AND HERZEGOVINA							
				Mipex Auto	BOSNIA AND HERZEGOVINA							
BOSNIA AND HERZEGOVINA	28361	Power Distribution Reconstruction Project	EPHZHB - PIU Consultant - Call off 5	<i>Association of Swiss Consultants (W)</i>	SWITZERLAND (W)	Power and Energy	15/01/2008	Consultant Services	Competitive	13,585	13,585	100.0%
BOSNIA AND HERZEGOVINA	28563	Bijeljina Waste Water Collection System	Secondary and Tertiary Sewers (GSK4, GSK1.2, SK S Kovacvic)	<i>INTEGRAL Inzenjering A.D. Laktasi (W)</i>	BOSNIA AND HERZEGOVINA (W)	Municipal & Env Inf	08/09/2008	Works	Open	3,882,067	3,882,067	100.0%
				Hidrokop	BOSNIA AND HERZEGOVINA							
				Higra	BOSNIA AND HERZEGOVINA							
BOSNIA AND HERZEGOVINA	28681	Bosnia and Herzegovina Air Traffic Management System	Execution of Works for MSSR - Communication Station at the Jahorina	<i>EGW d.o.o (W)</i>	BOSNIA AND HERZEGOVINA (W)	Transport	20/02/2008	Works	Open	616,365	616,365	100.0%
				AIDIA INZINJERING D.O.O.	BOSNIA AND HERZEGOVINA							
				ANS DRIVE D.O.O.	BOSNIA AND HERZEGOVINA							
				HERING D.O.O	BOSNIA AND HERZEGOVINA							

(W) Indicates the name and the country of the winning tenderer. All subsequent tenderers listed were unsuccessful in competing for the respective contract.

**Listing of Contracts by Country of Operations (Value in €)
2008**

Op Country	Contract Id	OP Name	Contract Name	Tenderer Name	Tenderer Country	Sector	Contract Sign Date	Contract Type	Contract Method	Signed Contract Value (EUR)	EBRD Portion (EUR)	EBRD Financed %
BOSNIA AND HERZEGOVINA	29121	Bosnia and Herzegovina Air Traffic Management System	Training of staff and consultancy services	<i>Faculty of Civil Engineering in Sarajevo-Institute for Geodesy and Geoinformatic (W)</i>	BOSNIA AND HERZEGOVINA (W)	Transport	03/03/2008	Consultant Services	Competitive	161,640	161,640	100.0%
				ANGERMEIER D.O.O	BOSNIA AND HERZEGOVINA							
				GeoEye	UNITED STATES							
				INTERNATIONAL AIR TRANSPORT ASSOCIATION	CANADA							
BOSNIA AND HERZEGOVINA	30041	Power Distribution Reconstruction Project	EPRS - PIU Consultant Call Off VI	<i>Association of Swiss Consultants (W)</i>	SWITZERLAND (W)	Power and Energy	25/01/2008	Consultant Services	Competitive	39,742	39,742	100.0%
BOSNIA AND HERZEGOVINA	30241	Bosnia & Herzegovina Road Rehabilitation Project	Lot 2: M-16.4 Novi Travnik-Bugojno 14+350-0+000km (B&H)	<i>Rudnici Gipsa DD (W)</i>	BOSNIA AND HERZEGOVINA (W)	Transport	02/07/2008	Works	Open	3,146,515	2,689,326	85.5%
				Asfaltgradnja Visoko	BOSNIA AND HERZEGOVINA							
				KTM BRINA	BOSNIA AND HERZEGOVINA							
BOSNIA AND HERZEGOVINA	30242	Power Distribution Reconstruction Project	EOBiH - PIU Consultant - Call Off 6	<i>Association of Swiss Consultants (W)</i>	SWITZERLAND (W)	Power and Energy	07/01/2008	Consultant Services	Competitive	9,067	9,067	100.0%
BOSNIA AND HERZEGOVINA	30261	Bosnia & Herzegovina Road Rehabilitation Project	Lot 3: M-15 Kupres-Sujica km0+000-21+598, M-16 Sujica-Livno (+9km prema Livnu)	<i>Livnopotovi Doo (W)</i>	BOSNIA AND HERZEGOVINA (W)	Transport	02/07/2008	Works	Open	1,725,430	1,474,726	85.5%
				Only one tender was received	BOSNIA AND HERZEGOVINA							
BOSNIA AND HERZEGOVINA	30262	Bosnia & Herzegovina Road Rehabilitation Project	Lot 5: M-6.1 Kolo-Posusje km 0+000-39+050	<i>KTM Brina (W)</i>	BOSNIA AND HERZEGOVINA (W)	Transport	02/07/2008	Works	Open	1,664,668	1,422,793	85.5%
				One one tender was received	BOSNIA AND HERZEGOVINA							

(W) Indicates the name and the country of the winning tenderer . All subsequent tenderers listed were unsuccessful in competing for the respective contract.

**Listing of Contracts by Country of Operations (Value in €)
2008**

Op Country	Contract Id	OP Name	Contract Name	Tenderer Name	Tenderer Country	Sector	Contract Sign Date	Contract Type	Contract Method	Signed Contract Value (EUR)	EBRD Portion (EUR)	EBRD Financed %
BOSNIA AND HERZEGOVINA	30263	Bosnia & Herzegovina Road Rehabilitation Project	Lot 6: Rehabilitation of the road M-17 Bradina-Ostrozac section km 38+100-km 64+750	<i>JV GP Put, Asfaltgradnja, Sarajevoputevi, Bosnaputevi & Eero-Asfalt (W)</i>	BOSNIA AND HERZEGOVINA (W)	Transport	14/07/2008	Works	Open	3,400,494	2,906,405	85.5%
				HP Investing Mostar	BOSNIA AND HERZEGOVINA							
BOSNIA AND HERZEGOVINA	30264	Bosnia & Herzegovina Road Rehabilitation Project	Lot 7: M- 17 Zenica-Lasva km 76+310 - km 85+200	<i>JV Asflatgradnja, GP Put, Doboju Putevi, Sarajevoputevi, BOSnaputevi & Ero-Asfalt (W)</i>	BOSNIA AND HERZEGOVINA (W)	Transport	02/07/2008	Works	Open	1,332,786	1,139,133	85.5%
BOSNIA AND HERZEGOVINA	30542	Bosnia and Herzegovina Air Traffic Management System	Execution of Works for Adaptation of Buildig for Air Traffic Control Simulator Moastar	<i>Hering d.o.o (W)</i>	BOSNIA AND HERZEGOVINA (W)	Transport	29/07/2008	Works	Open	338,487	338,487	100.0%
				MUCIC & CO, D.O.O.	BOSNIA AND HERZEGOVINA							
BOSNIA AND HERZEGOVINA	30543	Bosnia and Herzegovina Air Traffic Management System	Execution of Works for Adaptation of Building for Area Control Centre (ACC Unit I) Sarajevo	<i>ANS DRIVE d.o.o. (W)</i>	BOSNIA AND HERZEGOVINA (W)	Transport	29/07/2008	Works	Open	3,860,746	3,860,746	100.0%
				HERING D.O.O	BOSNIA AND HERZEGOVINA							
				INTEGRAL INZENJERING D.O.O	BOSNIA AND HERZEGOVINA							
				LINDNER D.O.O.	GERMANY							
				MUCIC & CO, D.O.O.	BOSNIA AND HERZEGOVINA							
				STRABAG AG	BOSNIA AND HERZEGOVINA							
				UNIGRADNJA D.D.	BOSNIA AND HERZEGOVINA							
				UNIONINVEST HOLDING D.D.	BOSNIA AND HERZEGOVINA							
BOSNIA AND HERZEGOVINA	30801	Power Distribution	EPBiH - PIU Consultant - Mr. Zoran Dujkovic	<i>Zoran Dujkovic (W)</i>	BOSNIA AND HERZEGOVINA	Power and	15/09/2008	Consultant Services	Selective	20,608	20,608	100.0%

(W) Indicates the name and the country of the winning tenderer . All subsequent tenderers listed were unsuccessful in competing for the respective contract.

Listing of Contracts by Country of Operations (Value in €)
2008

Op Country	Contract Id	OP Name	Contract Name	Tenderer Name	Tenderer Country	Sector	Contract Sign Date	Contract Type	Contract Method	Signed Contract Value (EUR)	EBRD Portion (EUR)	EBRD Financed %
		Reconstruction Project			<i>(W)</i>	Energy						
BOSNIA AND HERZEGOVINA	30801		EPBiH - PIU Consultant - Mr. Zoran Dujkovic	Malik Kulender	BOSNIA AND HERZEGOVINA		15/09/2008	Consultant Services	Selective	20,608	20,608	100.0%
				Tatjana Konjic	BOSNIA AND HERZEGOVINA							
BOSNIA AND HERZEGOVINA	30881	Bosnia & Herzegovina Road Rehabilitation Project	Lot 2: M-17 Zepce 1-Nemila 0 road section km 45+850 - km 64+000	<i>JV Zvornikputevi, Doboiputevi and Sapna (W)</i>	BOSNIA AND HERZEGOVINA (W)	Transport	08/09/2008	Works	Open	2,543,804	2,174,192	85.5%
				STRABAG AG	AUSTRIA							
BOSNIA AND HERZEGOVINA	30901	Bosnia & Herzegovina Road Rehabilitation Project	Lot 3: M-6 Ljubuski-Capljina road section km 25+000 - km 54+800	<i>Konstruktor - Inzenjering (W)</i>	CROATIA (W)	Transport	09/09/2008	Works	Open	1,786,089	1,526,572	85.5%
				STRABAG AG	AUSTRIA							
BOSNIA AND HERZEGOVINA	30902	Bosnia & Herzegovina Road Rehabilitation Project	Lot 4: M-17 Jablanica km 10+200 - Jablanica km 19+200	<i>HP Investing (W)</i>	BOSNIA AND HERZEGOVINA (W)	Transport	28/08/2008	Works	Open	1,448,286	1,237,851	85.5%
				GP Put	BOSNIA AND HERZEGOVINA							
BOSNIA AND HERZEGOVINA	31601	Power Distribution Reconstruction Project	EPBiH - Procurement of Electrical Meters, Current Transformers, etc.	<i>ISKRAEMECO d.d. (W)</i>	SLOVENIA (W)	Power and Energy	24/11/2008	Goods	Open	1,822,214	1,822,214	100.0%
				Consortium Malcom d.o.o.	BOSNIA AND HERZEGOVINA							
				Pafal Fabryka Aparatury Pomiarowej SA	POLAND							
BOSNIA AND HERZEGOVINA	31621	Bosnia & Herzegovina Road Rehabilitation Project	Lot 1: M6.1 Kifino Selo (Klanci)-Gacko Road	<i>Prijedorputevi a.d. (W)</i>	BOSNIA AND HERZEGOVINA (W)	Transport	02/10/2008	Works	Open	2,596,600	2,219,316	85.5%
				ALPINE BAU GMBH	AUSTRIA							
				HP INVESTING	BOSNIA AND HERZEGOVINA							
				INTEGRAL INZENJERING DOO	BOSNIA AND							

(W) Indicates the name and the country of the winning tenderer . All subsequent tenderers listed were unsuccessful in competing for the respective contract.

**Listing of Contracts by Country of Operations (Value in €)
2008**

Op Country	Contract Id	OP Name	Contract Name	Tenderer Name	Tenderer Country	Sector	Contract Sign Date	Contract Type	Contract Method	Signed Contract Value (EUR)	EBRD Portion (EUR)	EBRD Financed %
				LAKTASI	HERZEGOVINA							
BOSNIA AND HERZEGOVINA	31621	Bosnia & Herzegovina Road Rehabilitation Project	Lot 1: M6.1 Kifino Selo (Klanci)-Gacko Road	MG-Mind	BOSNIA AND HERZEGOVINA	Transport	02/10/2008	Works	Open	2,596,600	2,219,316	85.5%
				NISKOGRADNJA D.O.O.	BOSNIA AND HERZEGOVINA							
BOSNIA AND HERZEGOVINA	31641	Bosnia & Herzegovina Road Rehabilitation Project	Lot 4: R-472 Polje Podnovlje Road	<i>Osijek-Koteks d.d. Osijek (W)</i>	<i>CROATIA (W)</i>	Transport	02/10/2008	Works	Open	1,459,825	1,247,714	85.5%
				ALPINE BAU GMBH	AUSTRIA							
				Csete Mostavi Asfalt	BOSNIA AND HERZEGOVINA							
				INTEGRAL INZENJERING DOO LAKTASI	BOSNIA AND HERZEGOVINA							
				MG-Mind	BOSNIA AND HERZEGOVINA							
				NISKOGRADNJA D.O.O.	BOSNIA AND HERZEGOVINA							
				PRIJEDORPUTEVI A.D.	BOSNIA AND HERZEGOVINA							
BOSNIA AND HERZEGOVINA	31661	Power Distribution Reconstruction Project	Substations Compt 2 EPBiH C2-02-RE/08 Lot 2 Distribution Transformers	<i>Koncar D&ST (W)</i>	<i>CROATIA (W)</i>	Power and Energy	22/11/2008	Goods	Open	281,400	281,400	100.0%
				Falcon, Bijeljina	BOSNIA AND HERZEGOVINA							
				Malcom d.o.o.	BOSNIA AND HERZEGOVINA							
				Siemens d.o.o	BOSNIA AND HERZEGOVINA							
				Tehno-Elektro Dakovo	CROATIA							
BOSNIA AND HERZEGOVINA	31681	Power Distribution Reconstruction Project	Substations Component 2 EPBIH-C2-O2-RE/08 Lot 4	<i>ERG d.o.o. (W)</i>	<i>CROATIA (W)</i>	Power and Energy	22/11/2008	Goods	Open	259,222	259,222	100.0%
				Anelsis Engineering, Istanbul	TURKEY							
				Energoinvest Sarajevo	BOSNIA AND HERZEGOVINA							
				Siemens d.o.o Sarajevo	BOSNIA AND							

(W) Indicates the name and the country of the winning tenderer . All subsequent tenderers listed were unsuccessful in competing for the respective contract.

**Listing of Contracts by Country of Operations (Value in €)
2008**

Op Country	Contract Id	OP Name	Contract Name	Tenderer Name	Tenderer Country	Sector	Contract Sign Date	Contract Type	Contract Method	Signed Contract Value (EUR)	EBRD Portion (EUR)	EBRD Financed %
					HERZEGOVINA							
BOSNIA AND HERZEGOVINA	31963	Power Distribution Reconstruction Project	ERS-P4-03-B/08 Measuring Equipment for Elektrokrajina Lot 1	RS KABEL d.o.o. (W)	CROATIA (W)	Power and Energy	12/12/2008	Goods	Open	258,319	258,319	100.0%
				RS Kabel d.o.o.	CROATIA							
BOSNIA AND HERZEGOVINA	31981	Power Distribution Reconstruction Project	ERS-P4-03-B/08 Lot 2 Measuring Equipment for Elektrokrajina	GEO WILD d.o.o. (W)	BOSNIA AND HERZEGOVINA (W)	Power and Energy	12/12/2008	Goods	Open	70,039	70,039	100.0%
				Geo WILD d.o.o.	BOSNIA AND HERZEGOVINA							
BOSNIA AND HERZEGOVINA	32021	Power Distribution Reconstruction Project	RCSEE APL3-C2-02-RE/8 Lot 1 Prefabricated Transformer Substations	SIEMENS d.o.o. (W)	BOSNIA AND HERZEGOVINA (W)	Power and Energy	12/12/2008	Goods	Open	725,896	725,896	100.0%
				EFACEC AMT APAREHAGEM DE MEDIA TENSAO S.a.	PORTUGAL							
				INVING Invest Engineering	BOSNIA AND HERZEGOVINA							
				TEHNO-ELEKTRO Dakovo	CROATIA							
BOSNIA AND HERZEGOVINA	32041	Power Distribution Reconstruction Project	ECSEE APL3-C2-02-RE/08 Lot 3 MV Switchgears and Apparatus	SIEMENS d.o.o. (W)	BOSNIA AND HERZEGOVINA (W)	Power and Energy	12/12/2008	Goods	Open	636,681	636,681	100.0%
				ANELISIS Engineering	TURKEY							
				EFACEC AMT APAREHAGEM DE MEDIA TENSAO	PORTUGAL							
				Malcom d.o.o.	BOSNIA AND HERZEGOVINA							
				TEHNO-ELEKTRO	CROATIA							
BOSNIA AND HERZEGOVINA	32081	Power Distribution Reconstruction Project	ECSEE APL3-C2-02-RE/08 Lot 5 Earthing Equipment	Malcom d.o.o. (W)	BOSNIA AND HERZEGOVINA (W)	Power and Energy	12/12/2008	Goods	Open	276,813	276,813	100.0%
				Malcom	BOSNIA AND HERZEGOVINA							
BOSNIA AND	32101	Power	ECSEE APL3-C2-02-RE/08 Lot	SIEMENS d.o.o. (W)	BOSNIA AND	Power	12/12/2008	Goods	Open	299,953	299,953	100.0%

(W) Indicates the name and the country of the winning tenderer. All subsequent tenderers listed were unsuccessful in competing for the respective contract.

**Listing of Contracts by Country of Operations (Value in €)
2008**

Op Country	Contract Id	OP Name	Contract Name	Tenderer Name	Tenderer Country	Sector	Contract Sign Date	Contract Type	Contract Method	Signed Contract Value (EUR)	EBRD Portion (EUR)	EBRD Financed %
HERZEGOVINA	32101	Distribution Reconstruction Project	6 Telemetry and Radio Equipment		HERZEGOVINA (W)	and Energy	12/12/2008	Goods	Open	299,953	299,953	100.0%
				EFACEC ENGENHARIA S.A.	PORTUGAL							
				ELSA Trade	BOSNIA AND HERZEGOVINA							
				INVING Invest Engineering	BOSNIA AND HERZEGOVINA							
BOSNIA AND HERZEGOVINA	32141	Power Distribution Reconstruction Project	EPBiH Procurement Machinery and Equipment (Component 4)	SEBA Dynatronic (W)	GERMANY (W)	Power and Energy	13/05/2008	Goods	Open	223,802	223,802	100.0%
				Hagenuk KMT Kabelmesstechnik GmbH	GERMANY							
				Martinek GMBH Messtechnik	AUSTRIA							
Total BOSNIA AND HERZEGOVINA :			43						70,520,709	52,572,538	74.5%	
BULGARIA	26328	Stara Zagora Water Investment Project	Lot 7 - Rehabilitation & Modernisation of Yagoda Water Supply Group	PSI AD (W)	BULGARIA (W)	Municipal & Env Inf	29/08/2008	Works	Open	976,086	813,405	83.3%
				JSC Nova Era	ROMANIA							
				Schnieder Electronic Bulgaria EOOD	BULGARIA							
BULGARIA	28522	Plovdiv Water Investment Project	Contract 1 Lot 1- Rehabilitation of Water Mains along Several Boulevards and Streets in the City of Plovdiv	Dragiev & Co (W)	BULGARIA (W)	Municipal & Env Inf	04/11/2008	Works	Open	6,178,968	6,178,968	100.0%
				JV Trace Overgas	BULGARIA							
				Patingenering Ltd.	BULGARIA							
				Striotelna Mehanizacia AD	BULGARIA							
BULGARIA	28523	Plovdiv Water Investment Project	Contract 1 Lot 2-Construction of 2nd culvert of North uncovered cast sewer under the Plovdiv-Skutare Railway and the East Ring Road	Striotelna Mehanizacia AD (W)	BULGARIA (W)	Municipal & Env Inf	11/11/2008	Works	Open	838,975	838,975	100.0%
				Dragiev & Co	BULGARIA							
				JV Trace Overgas	BULGARIA							
				Patingenering Ltd.	BULGARIA							
BULGARIA	28525	Plovdiv Water Investment Project	Contract 3&4- Implementation & Engineering Supervision, WWTP Consultant	Mott MacDonald (W)	UNITED KINGDOM (W)	Municipal & Env Inf	07/11/2008	Consultant Services	Competitive	477,372	477,372	100.0%
				EGIS BCEOM INTERNATIONAL & EGIS BULGARIA	FRANCE							
				Egis Bulgaria	BULGARIA							

(W) Indicates the name and the country of the winning tenderer . All subsequent tenderers listed were unsuccessful in competing for the respective contract.

**Listing of Contracts by Country of Operations (Value in €)
2008**

Op Country	Contract Id	OP Name	Contract Name	Tenderer Name	Tenderer Country	Sector	Contract Sign Date	Contract Type	Contract Method	Signed Contract Value (EUR)	EBRD Portion (EUR)	EBRD Financed %
BULGARIA	28525	Plovdiv Water Investment Project	Contract 3&4- Implementation & Engineering Supervision, WWTP Consultant	EPTISA International (Spain)	SPAIN	Municipal & Env Inf	07/11/2008	Consultant Services	Competitive	477,372	477,372	100.0%
				Hydea SRL (Italy)	ITALY							
				PLANET SA / Rutex Ltd. (Greece / Bulgaria)	GREECE							
				Rutex Ltd	BULGARIA							
BULGARIA	29441	Stara Zagora Water Investment Project	Lot 8 - Reconstruction of water supply pipeline in Kazanski-Zapad residential area	<i>PSI AD (W)</i>	<i>BULGARIA (W)</i>	Municipal & Env Inf	29/08/2008	Works	Open	452,208	376,840	83.3%
				Strabag AG	AUSTRIA							
Total BULGARIA :				5						8,923,609	8,685,560	97.3%
CROATIA	21872	Karlovac Wastewater Management Project	Construction of WWTP in Karlovac	<i>Alpine BAU GmbH, GINZLER Stahl GmbH, MACHOWETZ & PARTNER GmbH (W)</i>	<i>CROATIA (W)</i>	Municipal & Env Inf	16/10/2008	Works	Open	15,785,349	4,385,170	27.8%
				Coning Ecogradnja d.d.	CROATIA							
				EMIT Ercolle Marelli Impianti tecnologici S.P.A.	ITALY							
				Hidroelektra Niskogradnja d.d.	CROATIA							
				Hidroinzeniring d.o.o.	CROATIA							
				VA Tech Wabag	GERMANY							
				Viadukt d.d	CROATIA							
CROATIA	21884	Karlovac Wastewater Management Project	Consultancy and Technical Assistance for ISPA Measure Karlovac Water & Wastewater Programme	<i>Consortium SCE SAS & ILF Beratende Ingenieure ZT GmbH (W)</i>	<i>FRANCE (W)</i>	Municipal & Env Inf	25/01/2008	Consultant Services	Competitive	1,093,340	303,730	27.8%
				AHT Group & Dahlem Bertende Ingenieure GmbH & Co Wasserverschaft	GERMANY							
				COWI a/s & IGH, Civil Engineering Institute of Croatia	DENMARK							
				Grontmij/Carl Bro A/S & Grontmij Nedherland	DENMARK							
				Hill International SA & IDOM Ingenieria y Consultoria SA	ROMANIA							

(W) Indicates the name and the country of the winning tenderer . All subsequent tenderers listed were unsuccessful in competing for the respective contract.

**Listing of Contracts by Country of Operations (Value in €)
2008**

Op Country	Contract Id	OP Name	Contract Name	Tenderer Name	Tenderer Country	Sector	Contract Sign Date	Contract Type	Contract Method	Signed Contract Value (EUR)	EBRD Portion (EUR)	EBRD Financed %
CROATIA	21884	Karlovac Wastewater Management Project	Consultancy and Technical Assistance for ISPA Measure Karlovac Water & Wastewater Programme	Louis Berger SAS & Aquaplus n.v	FRANCE	Municipal & Env Inf	25/01/2008	Consultant Services	Competitive	1,093,340	303,730	27.8%
				Plancenter Ltd & EPTA Environmental Consultants	FINLAND							
				SAFAGE Consulting Engineers & Witteveen +Bos Raadgevende Ingeniers	BELGIUM							
CROATIA	24981	Croatia: Rijeka Bypass	Lot 2: Gradina - Hreljin	<i>GP KRK d.d. Krk (W)</i>	<i>CROATIA (W)</i>	Transport	11/06/2008	Works	Open	16,885,749	6,071,703	36.0%
				JV GD GRANIT A.D. & SWIETELSKY BAU M B H	FYR MACEDONIA							
				JV KONSTRUKTOR-INZENJERING D.D. & Viadukt D.d. & Hidroelektra misko	GERMANY							
CROATIA	24982	Croatia: Rijeka Bypass	Lot 3: Hreljina - Kuk Bypass	<i>JV Hidroelektra Niskogradnja d.d., & Viadukt d.d. & Konstruktor inzenjering d.d. (W)</i>	<i>CROATIA (W)</i>	Transport	11/06/2008	Works	Open	32,457,759	11,671,019	36.0%
				JV Alpine Mayreder Bau & Swietesky Bau m.b. H.	AUSTRIA							
				JV Porr Technobau und Umwelt AG & Habau Hoch und Tiefbaugesellschaft m.b. H	GERMANY							
				JV Subterra a.s. & Doprastav a.s.	SLOVAK REPUBLIC							
CROATIA	24983	Croatia: Rijeka Bypass	Lot 4: Kuk - Krizisce	<i>JV Viadukt d.d. & Konstruktor inzenjering d.d. & Hidroelektra niskogradnja d.d. (W)</i>	<i>CROATIA (W)</i>	Transport	11/06/2008	Works	Open	40,939,155	14,720,721	36.0%
				JV GD GRANIT AD & Swietelsky Bau m.b.H.	FYR MACEDONIA							
				JV PORR TECHNOBAU UND UMWELT AG Habau Hoch und Tiefbaugesellschaft m.b.H	AUSTRIA							
CROATIA	30342	Zagreb Holding Water and Sewer Investment	Project Management, Design of Part of the Works, Procurement of Works and Supervision of Works	<i>INSTITUT GRADEVINARSTVA HRVATSKE (W)</i>	<i>CROATIA (W)</i>	Municipal & Env Inf	18/09/2008	Consultant Services	Competitive	6,316,100	3,158,050	50.0%

(W) Indicates the name and the country of the winning tenderer . All subsequent tenderers listed were unsuccessful in competing for the respective contract.

**Listing of Contracts by Country of Operations (Value in €)
2008**

Op Country	Contract Id	OP Name	Contract Name	Tenderer Name	Tenderer Country	Sector	Contract Sign Date	Contract Type	Contract Method	Signed Contract Value (EUR)	EBRD Portion (EUR)	EBRD Financed %
		Project										
CROATIA	31221	Karlovac Wastewater Management Project	Supervision for Construction of WWTP and Construction & Rehabilitation of Water Supply & WW Systems ISPA/16/P/PE/001-010201	Safege (W)	FRANCE (W)	Municipal & Env Inf	22/10/2008	Consultant Services	Competitive	1,360,000	377,808	27.8%
				APIA XXI S.A	SPAIN							
				CES Consulting Engineers	GERMANY							
				EUROSTUDIOS S.L. and APIA XXI S.A	SPAIN							
				Hidroinzenering d.o.o.	CROATIA							
				Hill International SA	LUXEMBOURG							
Lois Berger SAS	FRANCE											
Total CROATIA :				7						114,837,452	40,688,201	35.4%
GEORGIA	30921	Kutaisi Water Project	Supply of mechanical and electrical equipment for Kutaisi wellfields with associated services	WILO AG (W)	GERMANY (W)	Municipal & Env Inf	28/11/2008	Goods	Open	1,441,840	1,441,840	100.0%
				DESMI Contracting A/S	DENMARK							
				Farmex TECHNOLOGIES LTD	FRANCE							
				FELJAS & MASSON (GEOSMART CONSULTANTS LTD)	FRANCE							
				HYDROMASHSERVICE JSC	RUSSIAN FEDERATION							
				PER AARSLEF A/S	DENMARK							
Total GEORGIA :				1						1,441,840	1,441,840	100.0%
LITHUANIA	30541	Kaunas Water and Environment Project - Phase II	Projection service and construction works of relaying the water supply lines in Draugystes street	JSC Inzineriai Tinklai (W)	LITHUANIA (W)	Municipal & Env Inf	17/08/2008	Works	Local	1,031,216	275,213	26.7%
				CJSC KRS	LITHUANIA							
				JSC Pozeminiai darbai	LITHUANIA							
Total LITHUANIA :				1						1,031,216	275,213	26.7%
MONTENEGRO	27741	Montenegro Regional Water Supply Project	Construction Northern Branch of Regional Water Supply Djurmani - Budva	Integral Inzenjering Doo Laktasi (W)	BOSNIA AND HERZEGOVINA (W)	Municipal & Env Inf	14/03/2008	Works	Open	16,849,250	14,298,230	84.9%
				Gemax	SERBIA							
				Konel	CROATIA							
				Konstruktor Inzenjering	CROATIA							

(W) Indicates the name and the country of the winning tenderer . All subsequent tenderers listed were unsuccessful in competing for the respective contract.

Listing of Contracts by Country of Operations (Value in €)
2008

Op Country	Contract Id	OP Name	Contract Name	Tenderer Name	Tenderer Country	Sector	Contract Sign Date	Contract Type	Contract Method	Signed Contract Value (EUR)	EBRD Portion (EUR)	EBRD Financed %
MONTENEGRO	27741	Montenegro Regional Water Supply Project	Construction Northern Branch of Regional Water Supply Djurmani - Budva	Ludwig Pfeiffer	GERMANY	Municipal & Env Inf	14/03/2008	Works	Open	16,849,250	14,298,230	84.9%
				Strabag	AUSTRIA							
MONTENEGRO	28761	Montenegro Rail Infrastructure Emergency Project	Works on Landslides	"CRNAGORAPUT" AD Pogorica (W)	MONTENEGRO (W)	Transport	05/02/2008	Works	Open	3,067,140	2,496,654	81.4%
				"RUDNICI BOKSITA" AD PODGORICA	MONTENEGRO							
MONTENEGRO	30742	Montenegro Regional Water Supply Project	Inspection of regional water supply system pipeline between Budva and Tivat	Aquaplus Hungary, Veolia Viz Zrt Hungary, Phoenix Industrial d.o.o. Serbia (W)	HUNGARY (W)	Municipal & Env Inf	04/11/2008	Consultant Services	Competitive	121,769	121,769	100.0%
				Acvatot / Romania	ROMANIA							
				Gullyver Gesellschaft fur mobile Inspektionssysteme mbH	GERMANY							
				Hydro Ingenieure Umwelttechnik	AUSTRIA							
				iC consulenten ZT GmbH	AUSTRIA							
				Rosen Europe bv / Netherlands	NETHERLANDS							
				Seureca Consulting Engineers/	FRANCE							
MONTENEGRO	31481	Montenegro Rail Infrastructure Emergency Project	Lots 1 - Rehabilitation of Tunnels (171 & 173)	Porr Technobau und Umwelt AG (W)	AUSTRIA (W)	Transport	25/09/2008	Works	Open	2,146,963	1,835,011	85.5%
				"Geosonda-Konsolidacija" A.D.	MONTENEGRO							
				Alpine Bau GmbH	AUSTRIA							
MONTENEGRO	31501	Montenegro Rail Infrastructure Emergency Project	Lot 2 - Rehabilitation of Tunnels (175 & 185)	Alpine Bau GmbH (W)	AUSTRIA (W)	Transport	24/09/2008	Works	Open	1,279,966	1,093,988	85.5%
				PORR TECHNOBAU UND UMWELT AG	AUSTRIA							
Total MONTENEGRO :			5							23,465,088	19,845,652	84.6%
POLAND	27521	Bydgoszcz Water Revenue Bond	9 - Rain-stormwater system extension_Lot 1	WUPRINZ S.A. (W)	POLAND (W)	Municipal & Env Inf	03/04/2008	Works	Open	15,085,669	4,525,701	30.0%
				Alstal Budownictwo Alojzy Szczupak	POLAND							
				PRZEDSIEBIORSTWO ROBOT	POLAND							

(W) Indicates the name and the country of the winning tenderer . All subsequent tenderers listed were unsuccessful in competing for the respective contract.

**Listing of Contracts by Country of Operations (Value in €)
2008**

Op Country	Contract Id	OP Name	Contract Name	Tenderer Name	Tenderer Country	Sector	Contract Sign Date	Contract Type	Contract Method	Signed Contract Value (EUR)	EBRD Portion (EUR)	EBRD Financed %
				INZYNIERYJNYCH POL-AQUA S.A.								
POLAND	27521	Bydgoszcz Water Revenue Bond	9 - Rain-stormwater system extension_Lot 1	Przedsiębiorstwo Robót Inżynieryjnych POL-AQUA S.A. & P.R. I. 7 Sp z.o.o.	POLAND	Municipal & Env Inf	03/04/2008	Works	Open	15,085,669	4,525,701	30.0%
				Zakład Instalacji Wodno-Kanalizacyjnych i CO Wojciech Woźniak	POLAND							
POLAND	28021	Krakow Plaszow II Loan Restructuring	Lower Vistula Terrace Collector (LVT) Stage III	INKOP Sp. z o.o. and INKOP Pawel Piechnik (W)	POLAND (W)	Municipal & Env Inf	04/09/2008	Works	Open	9,041,697	1,741,638	19.3%
				DOMAR - Kazimierz Domaradzki	POLAND							
				DRAGADOS SA	POLAND							
				HAMER Brunarska	POLAND							
				Ludwig Pfeiffer Hoch- und Tiefbau GmbH & Co. KG	GERMANY							
				MAZUR Specjalistyczne Przedsiębiorstwo Robót Inżynieryjnych	POLAND							
				PBG S.A	POLAND							
				Przedsiębiorstwo Robót Inżynieryjnych POL-AQUA S.A	POLAND							
				SONNTAG Baugesellschaft mbH	GERMANY							
POLAND	28641	Bydgoszcz Water Revenue Bond	9 - Rain-stormwater system extension_Lot 2	Wielobranzowe Przedsiębiorstwo Produkcyjno-Uslugowe ALFA Sp. z o.o (W)	POLAND (W)	Municipal & Env Inf	03/04/2008	Works	Open	17,037,819	5,111,346	30.0%
				Alstal Budownictwo Alojzy Szczupak	POLAND							
				POL-AQUA S.A & 7 Sp. z o.o.	POLAND							
				PRZEDSIĘBIORSTWO ROBOT INZYNIERYJNYCH POL-AQUA S.A.	POLAND							
				Zakład Instalacji Wodno-Kanalizacyjnych i CO Wojciech Woźniak	POLAND							
POLAND	28642	Bydgoszcz	9 - Rain-stormwater system	Hydrobudowa 9 P.I.B. S.A. (W)	POLAND (W)	Municipal	03/04/2008	Works	Open	37,587,680	11,276,304	30.0%

(W) Indicates the name and the country of the winning tenderer . All subsequent tenderers listed were unsuccessful in competing for the respective contract.

Listing of Contracts by Country of Operations (Value in €)
2008

Op Country	Contract Id	OP Name	Contract Name	Tenderer Name	Tenderer Country	Sector	Contract Sign Date	Contract Type	Contract Method	Signed Contract Value (EUR)	EBRD Portion (EUR)	EBRD Financed %
POLAND	28642	Water Revenue Bond	extension_Lot 3	Alstal Budownictwo Alojzy Szczupak	POLAND	& Env Inf	03/04/2008	Works	Open	37,587,680	11,276,304	30.0%
				POL-AQUA S.A. & 7 Sp. z o.o.	POLAND							
				PRZEDSIĘBIORSTWO ROBOT INŻYNIERYJNO BUDOWNICTWA WARSZAWA SP. Z O.O.	POLAND							
				PRZEDSIĘBIORSTWO ROBOT INŻYNIERYJNYCH POL-AQUA S.A.	POLAND							
				SISTEM Yapi Insaat ve Ticaret A.S. & W Sp. z o.o. ,PRIBW, BPS S.A.	POLAND							
POLAND	31282	Gliwice Environmental Programme - Loan transfer to PWiK	Modernization of the sewage system in Gliwice-Czechowice	<i>Akwedukt Designing and Implementation of Environment Protection Engineering Proj (W)</i>	<i>POLAND (W)</i>	Municipal & Env Inf	06/10/2008	Works	Open	4,707,297	1,400,000	29.7%
				Budexim Sp zoo	POLAND							
				Buskopol, Zaklad Instalacji, Prium SA	POLAND							
				Energoter, Budexim Sp zoo	POLAND							
				Hydroinstalmet and Sanit	POLAND							
				KEM, Buskopol Sp zoo, Zaklad Instalacji, Prium SA	POLAND							
				MPRD Sp zoo	POLAND							
				Reminstal, Hydroinstalmet Sp zoo, Sanit Sp zoo	POLAND							
				Sanel, Sp zoo, MPRD Sp zoo	POLAND							
POLAND	31541	Gliwice Environmental Programme - Loan transfer to PWiK	Modernisation of Sewage System in Gliwice-Logota Zbarska II	<i>Przedsiębiorstwo Remontow Ulic i Mostow S.A. (W)</i>	<i>POLAND (W)</i>	Municipal & Env Inf	30/10/2008	Works	Open	2,767,899	900,000	32.5%
				Aqua System Sp zo.o.	POLAND							
				Buskopol Sp z o.o.	POLAND							
				Hydroinstalmet Sp z o.o.	POLAND							
				Kem Sp z.o.o, PBW i OS Buskopol Sp zo.o.	POLAND							
				Przedsiębiorstwo Robot Drogowych MPRD Sp z o.o.	POLAND							

(W) Indicates the name and the country of the winning tenderer . All subsequent tenderers listed were unsuccessful in competing for the respective contract.

**Listing of Contracts by Country of Operations (Value in €)
2008**

Op Country	Contract Id	OP Name	Contract Name	Tenderer Name	Tenderer Country	Sector	Contract Sign Date	Contract Type	Contract Method	Signed Contract Value (EUR)	EBRD Portion (EUR)	EBRD Financed %
POLAND	31541	Gliwice Environmental Programme - Loan transfer to PWiK	Modernisation of Sewage System in Gliwice-Logota Zbarska II	Reminstal Prywatne Przedsiębiorstwo budowlano-Instalacyjne	POLAND	Municipal & Env Inf	30/10/2008	Works	Open	2,767,899	900,000	32.5%
				Zakład Instalacji Sanitarnych i Roboty Inżynierskich Sanel Sp z o.o.	POLAND							
POLAND	32843	Krakow Plaszow II Loan Restructuring	Lower Vistula Terrace Collector (LVT) Stage III DUPLICATE CONTRACT EUR portion	INKOP Sp. z o.o. and INKOP Pawel Piechnik (W)	POLAND (W)	Municipal & Env Inf	04/09/2008	Works	Open	601,830	601,830	100.0%
				Domar-Kazimierz Domaradzki	POLAND							
				Dragados SA	POLAND							
				Hamer Brunarska	POLAND							
				Hydrobudowa 9 Przedsiębiorstwo Inżynierskie	POLAND							
				Ludwig Pfeiffer Hoch-und Tiefbau GmbH & Co KG	GERMANY							
				Mazur Spec Przed Robot Inzy	POLAND							
				PBG SA	POLAND							
				Przedsiębiorstwo Robot Inzy POL-AQUA SA	POLAND							
				Sonntag Baugesellschaft mbh	GERMANY							
Total POLAND :				7						86,829,891	25,556,819	29.4%
ROMANIA	23259	Constanta By-Pass Project	Design & Build of Constanta Bypass	JV FCC Construcción S.A. / ASTALDI S.p.A (W)	ROMANIA (W)	Transport	11/09/2008	Works	Open	121,228,368	69,342,626	57.2%
				AKTOR SA	GREECE							
				COLAS SA	FRANCE							
				J&P - Avax SA	GREECE							
				JV Impregilo / Itinera	ITALY							
				JV Mota-Engil/Monteadriano/Soares Da Costa	PORTUGAL							
				SALINI COSTRUTTORI SPA	ITALY							
ROMANIA	23268	CFR Rail Traction	Lot 1: Supply and Installation of Equipment Sets for the	JV ALSTOM FR-RO (W)	FRANCE (W)	Transport	23/12/2008	Supply & Installation	Open	20,470,988	13,103,250	64.0%

(W) Indicates the name and the country of the winning tenderer. All subsequent tenderers listed were unsuccessful in competing for the respective contract.

**Listing of Contracts by Country of Operations (Value in €)
2008**

Op Country	Contract Id	OP Name	Contract Name	Tenderer Name	Tenderer Country	Sector	Contract Sign Date	Contract Type	Contract Method	Signed Contract Value (EUR)	EBRD Portion (EUR)	EBRD Financed %
ROMANIA	23268	Project	Upgrading and Rehabilitation of 12 Traction Substations 110/25kV and the associated sectioning/subsectioning posts and disconnectors remote control	JV BALFOUR BEATTY DE-RO	GERMANY	Transport	23/12/2008	Supply & Installation	Open	20,470,988	13,103,250	64.0%
				JV COLAS RAIL- ISAF SA	ROMANIA							
				JV EFACEC-EMON ELECTRIC	PORTUGAL							
				JV SIEMENS RO-A	ROMANIA							
ROMANIA	25801	Iasi Public Transport Infrastructure	Tram Infrastructure Rehabilitation 20.5km	MARTIN ROSE Gmb & Co.KG Kassel (W)	GERMANY (W)	Municipal & Env Inf	14/02/2008	Works	Open	19,560,901	9,780,450	50.0%
				ALPINE MAYREDER Bau GmbH	AUSTRIA							
				SWIETELSKY Baugesellschaft m.b.H.	AUSTRIA							
ROMANIA	26022	Timisoara District Heating	Design and Supervision Consultant	EnergyWorks North America, LLC (W)	UNITED STATES (W)	Municipal & Env Inf	23/01/2008	Consultant Services	Competitive	499,695	218,354	43.7%
				IC Consulente	AUSTRIA							
				Vattenfall	SWEDEN							
ROMANIA	27001	SIBIU PUBLIC TRANSPORT PROJECT (City Loan)	Upgrade and refurbishment of 5 streets along public transport routes	Association TRANSCAR / COMTRAM (W)	ROMANIA (W)	Municipal & Env Inf	25/03/2008	Works	Open	1,535,186	645,036	42.0%
				Geiger GmbH&Co & W. Geiger Strasse	GERMANY							
				HIDROCONSTRUCTIA	ROMANIA							
				SCANMOOR LTD	UNITED KINGDOM							
				Strabag AG	AUSTRIA							
ROMANIA	27501	Iasi District Heating Project	1001/26.06.2008 - Supply of Pipes 2	SC ISOPLUS Romania SRL (W)	ROMANIA (W)	Municipal & Env Inf	04/06/2008	Supply & Installation	Open	2,921,263	2,454,843	84.0%
				Logstor A/A Denmark	DENMARK							
				SC Izoterom Srl Baia	ROMANIA							
				SC Petrotub Izoterom SA	ROMANIA							
				SC Thic Izolatii Termice Srl Pascani	ROMANIA							
ROMANIA	27801	Bucharest Multi-Sector Project (Radet)	P 1.3.3 Procurement of Valves DHW	Rominserv Valves IAIFO Zalau (W)	ROMANIA (W)	Municipal & Env Inf	13/06/2008	Goods	Open	226,300	162,257	71.7%
				Industrial Fluid S.R.L Iasi	ROMANIA							
ROMANIA	28321	Bucharest Multi-Sector	P 2 Procurement of balancing valves	ELSACO ELECTRONIC SRL and GENERAL FLUID SA (W)	ROMANIA (W)	Municipal & Env Inf	07/07/2008	Goods	Open	12,244,375	8,779,217	71.7%

(W) Indicates the name and the country of the winning tenderer . All subsequent tenderers listed were unsuccessful in competing for the respective contract.

**Listing of Contracts by Country of Operations (Value in €)
2008**

Op Country	Contract Id	OP Name	Contract Name	Tenderer Name	Tenderer Country	Sector	Contract Sign Date	Contract Type	Contract Method	Signed Contract Value (EUR)	EBRD Portion (EUR)	EBRD Financed %
ROMANIA	28321	Project (Radet)	P 2 Procurement of balancing valves	BELIMO AUTOMATION AG	SWITZERLAND	Municipal & Env Inf	07/07/2008	Goods	Open	12,244,375	8,779,217	71.7%
ROMANIA	28701	MELF Brasov	Supply of Excavators	<i>S.C. CASE Utilaje Constructii SRL (W)</i>	<i>ROMANIA (W)</i>	Municipal & Env Inf	11/09/2008	Goods	Open	228,700	228,700	100.0%
				TERRA Romania Utilaje de Constuctii SRL	ROMANIA							
ROMANIA	29621	MELF Brasov	Procurement of 2 Lorries (6.5 and 18 tonnes) with hydraulic loading arm and 2 Twin cab	<i>COM.INT S.p.A. (W)</i>	<i>ITALY (W)</i>	Municipal & Env Inf	17/10/2008	Goods	Open	346,300	346,300	100.0%
				NO OTHER TENDERS SUBMITTED	AFGHANISTAN							
ROMANIA	29881	MELF Bacau	Melf Bacau: Completion and Rehabilitation of Bacau WWTP - RETENDER	<i>PWT Wasser-und Abwassertechnik GmbH (W)</i>	<i>GERMANY (W)</i>	Municipal & Env Inf	18/08/2008	Works	Open	13,994,400	7,000,000	50.0%
				Sistem Yapi	TURKEY							
				Sistem Yapi, option	TURKEY							
ROMANIA	30181	Timisoara Aquatim Refinance	Consultancy contract - Design & Review	<i>Eptisa Romania SRL (W)</i>	<i>ROMANIA (W)</i>	Municipal & Env Inf	17/11/2008	Consultant Services	Competitive	1,290,080	1,290,080	100.0%
				Halcrow Group Ltd	UNITED KINGDOM							
				Poyry Environmental GmbH	GERMANY							
ROMANIA	30621	Iasi District Heating Project	1001/26.06.2008. Supply of Pipes 2 - LOTS 1-6 Pre-Insulated System Elements & Assoc & Connected Serv for the thermal networks rehabilitation EBRD EUR loan category	<i>SC ISOPLUS Romania SRL (W)</i>	<i>ROMANIA (W)</i>	Municipal & Env Inf	04/06/2008	Supply & Installation	Open	234,968	234,968	100.0%
				Logstor A/A Denmark	DENMARK							
				SC Izoterm Srl Baia	ROMANIA							
				SC Petrotub Izoterm SA	ROMANIA							
				SC Thic Izolatii Termice Srl Pascani	ROMANIA							
ROMANIA	31081	Iasi District Heating Project	1068/11.07.2008 Installation & Construction Works for the thermal networks Lots 5,6+7 EUR Tranche	<i>SC INCOM SA (W)</i>	<i>ROMANIA (W)</i>	Municipal & Env Inf	11/07/2008	Works	Open	1,648,778	1,071,705	65.0%
				SC Conest Iasi	ROMANIA							
ROMANIA	31082	Iasi District Heating Project	1066/11.07.2008 Installation & Construction Works for the thermal networks Lots 1,2+8 EUR Tranche	<i>SC Conest SA Iasi (W)</i>	<i>ROMANIA (W)</i>	Municipal & Env Inf	11/07/2008	Works	Open	1,559,227	1,013,497	65.0%
				ASOCIATIA SC INCOM SA IASI - SC TEO VAL SRL	ROMANIA							
				SC TESS CONEX SA Iasi	ROMANIA							
ROMANIA	31083	Iasi District	1170/11.07.2008 Installation &	<i>SC Thic Izolatii Termice Srl Pascani</i>	<i>ROMANIA (W)</i>	Municipal	11/07/2008	Works	Open	381,138	247,740	65.0%

(W) Indicates the name and the country of the winning tenderer . All subsequent tenderers listed were unsuccessful in competing for the respective contract.

**Listing of Contracts by Country of Operations (Value in €)
2008**

Op Country	Contract Id	OP Name	Contract Name	Tenderer Name	Tenderer Country	Sector	Contract Sign Date	Contract Type	Contract Method	Signed Contract Value (EUR)	EBRD Portion (EUR)	EBRD Financed %
		Heating Project	Construction Works for the thermal networks Lot 10 EUR Tranche	<i>(W)</i>		& Env Inf						
ROMANIA	31083			SC TMUCB IASI HIDROTERM SA	ROMANIA		11/07/2008	Works	Open	381,138	247,740	65.0%
ROMANIA	31084	Iasi District Heating Project	1067/11.07.2008 Installation & Construction Works for the thermal networks Lots 3+4 EUR Tranche	<i>Association SC Tmucb Iasi-Hidroterm SA Roman (W)</i>	<i>ROMANIA (W)</i>	Municipal & Env Inf	11/07/2008	Works	Open	1,544,687	1,004,046	65.0%
				GENERAL FLUID SA	ROMANIA							
				SC Energoconstructia SA - General Fluid SA	ROMANIA							
Total ROMANIA :			17							199,915,354	116,923,069	58.5%
RUSSIAN FEDERATION	21639	Archangelsk Municipal Water Services Development	Contract 1a. Ring water main for central water Treatment Plant - Obvodnyj Kanal Prospect, Tranche A	<i>Consortium Forlog S.A. Switzerland and Barma-B Ltd Russia (W)</i>	<i>RUSSIAN FEDERATION (W)</i>	Municipal & Env Inf	14/02/2008	Works	Open	4,477,479	4,477,479	100.0%
RUSSIAN FEDERATION	22746	Sakha (Yakutia) Republican MSDP GUP ZhKH	Modernization of Heat Supply Facilities in s. Zhigansk	<i>PC Octane Co Ltd (W)</i>	<i>RUSSIAN FEDERATION (W)</i>	Municipal & Env Inf	21/05/2008	Supply & Installation	Open	8,211,881	8,211,881	100.0%
				JSC Biysky Kolelny Zavod	RUSSIAN FEDERATION							
RUSSIAN FEDERATION	25624	Vologda Municipal Water Services Project	A3.1 - Water metering program-Procurement of Water Meters	<i>VO Technipromimport (W)</i>	<i>RUSSIAN FEDERATION (W)</i>	Municipal & Env Inf	21/07/2008	Goods	Open	298,866	298,866	100.0%
				Arkada LLC	RUSSIAN FEDERATION							
				Cherepovetslesprom LLC	RUSSIAN FEDERATION							
				Forlog S.A.	SWITZERLAND							
				Ronberg Gruppe Limited	UNITED KINGDOM							
RUSSIAN FEDERATION	25961	Surgut Housing Refurbishment Project	Phase 1 - Construction of 240-apartment building	<i>MK-S Ltd (W)</i>	<i>RUSSIAN FEDERATION (W)</i>	Municipal & Env Inf	30/06/2008	Works	Open	13,164,775	7,583,064	57.6%
				OJSC Building Company Ekpash	RUSSIAN FEDERATION							

(W) Indicates the name and the country of the winning tenderer . All subsequent tenderers listed were unsuccessful in competing for the respective contract.

**Listing of Contracts by Country of Operations (Value in €)
2008**

Op Country	Contract Id	OP Name	Contract Name	Tenderer Name	Tenderer Country	Sector	Contract Sign Date	Contract Type	Contract Method	Signed Contract Value (EUR)	EBRD Portion (EUR)	EBRD Financed %
RUSSIAN FEDERATION	27301	Surgut Municipal Services Development Programme	Package J Lot 1 - Construction of boiler-house & gas pipeline	Montazhnaladka CJSC (W)	RUSSIAN FEDERATION (W)	Municipal & Env Inf	30/01/2008	Works	Open	635,387	538,463	84.7%
				"PS and RPK", Llc	RUSSIAN FEDERATION							
				"Speztonnelstroy", CJSC	RUSSIAN FEDERATION							
				Mechanization control company, "Tisma" Llc	RUSSIAN FEDERATION							
				Surgutskie Gorodskie Elektricheskie Seti	RUSSIAN FEDERATION							
RUSSIAN FEDERATION	28121	Surgut Municipal Services Development Programme	Contract J Lot 2 - Construction of external power networks	Surgutskie Gorodskie Elektricheskie Seti, LLC (W)	RUSSIAN FEDERATION (W)	Municipal & Env Inf	14/02/2008	Works	Open	2,085,803	1,767,630	84.7%
				"PS and RPK", Llc	RUSSIAN FEDERATION							
				"Speztonnelstroy", CJSC	RUSSIAN FEDERATION							
				Mechanization control company, "Tisma" Llc	RUSSIAN FEDERATION							
				Montazhnaladka	RUSSIAN FEDERATION							
RUSSIAN FEDERATION	28564	Ufa Wastewater Municipal Infrastructure	Construction of UV disinfection unit and auxiliary infrastructure	CJSC SMU 2 Ekolog Bashpetsneftestroy (W)	RUSSIAN FEDERATION (W)	Municipal & Env Inf	27/11/2008	Supply & Installation	Open	15,820,619	14,162,373	89.5%
				Division of JSC Neftekhimmontazh-LK Company	RUSSIAN FEDERATION							
				JSC Vostokneftezavodmontazh	RUSSIAN FEDERATION							
				LLC PKF Belyi Treugolnik	RUSSIAN FEDERATION							
Total RUSSIAN FEDERATION :				7						44,694,810	37,039,756	82.9%
SERBIA	21722	Belgrade	Makis 2 Water Treatment	Primorje dd (W)	SLOVENIA (W)	Municipal	16/01/2008	Works	Open	19,891,509	9,945,755	50.0%

(W) Indicates the name and the country of the winning tenderer . All subsequent tenderers listed were unsuccessful in competing for the respective contract.

**Listing of Contracts by Country of Operations (Value in €)
2008**

Op Country	Contract Id	OP Name	Contract Name	Tenderer Name	Tenderer Country	Sector	Contract Sign Date	Contract Type	Contract Method	Signed Contract Value (EUR)	EBRD Portion (EUR)	EBRD Financed %
SERBIA	21722	Municipal Infrastructure Reconstruction Programme	Plant, Civil Works & Equipment Install (Contract2)	Energoprojekt Holding Co	SERBIA	& Env Inf	16/01/2008	Works	Open	19,891,509	9,945,755	50.0%
				JV Alpine Bau GmbH & Aqua Engineering	AUSTRIA							
				JV Giovanni Putignano E Figli SRL & Conctruction Co Christopher D Constanti-nidis	GREECE							
				JV Porr Technobau und Umelt AG & Holding Company "Ratko Mitrovic"	SERBIA							
				Primorje d.d.	SLOVENIA							
				Strabag A.G	AUSTRIA							
SERBIA	23593	Sava River Crossing	Belgrade Sava Bridge	<i>Porr Technobau und Umwelt AG (W)</i>	<i>AUSTRIA (W)</i>	Municipal & Env Inf	09/04/2008	Works	Open	146,997,724	63,100,000	42.9%
				Bouygues Travaux Publics	FRANCE							
				Consortium Max Bogl Bauunternehmung & Eiffel Deutschland	GERMANY							
				Consortium of Grandi Lavori Fincosit & Construzioni Cmolai Armando	ITALY							
				GRANDI LAVORI FINCOSIT SPA	ITALY							
				MAX BOGL BAUUNTERNEHMUNG GMBH & CO KG	GERMANY							
				STRABAG AG	AUSTRIA							
				SERBIA	24519							
"Gosa" Fabrika Sinsih Vozila	SERBIA											
Metal Industry Insaat Maden Ve Tigaret Ltd. Co	TURKEY											
SERBIA	24520	Serbian Railways : Rollingstock	For the supply of Underfloor Wheel Lather Facility in Belgrade station	<i>Hegenscheidt-MFD, GMBH & Co (W)</i>	<i>GERMANY (W)</i>	Transport	21/02/2008	Supply & Installation	Open	859,093	859,093	100.0%
				RAFAMET	POLAND							
				Sculfort	FRANCE							
SERBIA	26823	Belgrade Highway and	Lot 2: Rehabilitation works on motorway (E 75) through	<i>JV PORR Technobauund Umwelt Aktiengesellschaft & TEERAG ASDAG</i>	<i>AUSTRIA (W)</i>	Transport	12/11/2008	Works	Open	21,882,440	18,544,441	84.7%

(W) Indicates the name and the country of the winning tenderer . All subsequent tenderers listed were unsuccessful in competing for the respective contract.

Listing of Contracts by Country of Operations (Value in €)
2008

Op Country	Contract Id	OP Name	Contract Name	Tenderer Name	Tenderer Country	Sector	Contract Sign Date	Contract Type	Contract Method	Signed Contract Value (EUR)	EBRD Portion (EUR)	EBRD Financed %
		Bypass Project	Belgrade, section: "Surcin"- "Bubanj Potok"	Aktiengesellschaft (W)								
SERBIA	26823			ALPINE BAU GMBH	AUSTRIA	Transport	12/11/2008	Works	Open	21,882,440	18,544,441	84.7%
				JV KONSTRUKTOR INZENJERING & INTEGRAL INZENJERING	CROATIA							
				JV: PZP Beograd & Energoprojekt Niskogradnja	SERBIA							
				STRABAG AG	AUSTRIA							
SERBIA	26824	Belgrade Highway and Bypass Project	Lot 3: Rehabilitation of ring road (R-251): Section-"Vinca"-M19", km 0+000 - km 26+428	STRABAG AG (W)	AUSTRIA (W)	Transport	25/08/2008	Works	Open	12,007,792	10,176,095	84.7%
				ALPINE BAUGES.M.B.H.	AUSTRIA							
				GP "PLANUM" AD	SERBIA							
				JV ABI & INGRAP & COSBAU	ITALY							
				JV: ENERGOPROJEKT NISKOGRADNJA & PZP BEOGRAD A.D	SERBIA							
				SWIETELSKY BAUGESELLSCHAFT M.B.H.	AUSTRIA							
SERBIA	28221	Belgrade District Heating Rehabilitation Programme	S & I of prefabricated substations Lot 1 heating area TO Cerak	Brunata Bulgaria OOD (W)	BULGARIA (W)	Municipal & Env Inf	09/05/2008	Supply & Installation	Open	1,375,483	1,375,483	100.0%
				ELEKTROTREMEX Sp	POLAND							
				ENERGOPROJEKT OPREMA A.D. VIA OCEL D.O.O.	SERBIA							
				PROJEKTOMONTAŽA AD, TRACO DOO. and SAGAX D.O.O	SERBIA							
SERBIA	28941	Serbian Railways : Rollingstock	Lot 4: Supply of new freight wagons Series EANOSS with wooden floor	IRS Industries GmbH (W)	SWITZERLAND (W)	Transport	21/02/2008	Goods	Open	22,537,950	22,537,950	100.0%
				"Gosa" Fabrika Sinskih Vozila	SERBIA							
SERBIA	28942	Serbian Railways : Rollingstock	Lot 5: Supply of new freight wagons series EANOSS - (Z) with wooden floor	IRS Industries GmbH (W)	SWITZERLAND (W)	Transport	21/02/2008	Goods	Open	18,781,625	18,781,625	100.0%
				"Gosa" Fabrika Sinskih Vozila	SERBIA							
SERBIA	29421	EPS Power II	Lenders environmental engineer services	Rudarski Institut (W)	SERBIA (W)	Power and Energy	05/05/2008	Consultant Services	Competitive	175,000	175,000	100.0%
				DMT	GERMANY							

(W) Indicates the name and the country of the winning tenderer . All subsequent tenderers listed were unsuccessful in competing for the respective contract.

**Listing of Contracts by Country of Operations (Value in €)
2008**

Op Country	Contract Id	OP Name	Contract Name	Tenderer Name	Tenderer Country	Sector	Contract Sign Date	Contract Type	Contract Method	Signed Contract Value (EUR)	EBRD Portion (EUR)	EBRD Financed %
SERBIA	29421	EPS Power II	Lenders environmental engineer services	Mining Institute	SERBIA	Power and Energy	05/05/2008	Consultant Services	Competitive	175,000	175,000	100.0%
				Vatenfal	GERMANY							
SERBIA	29541	Belgrade District Heating Rehabilitation Programme	S&I prefabricated substations Lot 3 on heating area of Miljakovac	<i>Brunata Bulgaria OOD (W)</i>	<i>BULGARIA (W)</i>	Municipal & Env Inf	09/05/2008	Supply & Installation	Open	550,302	550,302	100.0%
				AFE PROJEKT AG	SWITZERLAND							
				ELEKTROTREMEX Sp. z.o.o.	POLAND							
				ENERGOPROJEKT OPREMA A.D. VIA OCEL D.O.O.	SERBIA							
SERBIA	29781	Belgrade District Heating Rehabilitation Programme	S & I of prefabricated substations Lot 2 heating area TO Banovo brdo	<i>EL-TEK MULEJ ROSlovenia, ENERGO TOK DOO ROSerbia, TERMOMONTAZA DOO, ROSerbia (W)</i>	<i>SLOVENIA (W)</i>	Municipal & Env Inf	12/06/2008	Supply & Installation	Open	1,082,885	1,082,885	100.0%
				AFE Projekt A.G.	SWITZERLAND							
				Brunata Bulgaria O.O.D.	BULGARIA							
				Elektrotermex Sp. z.o.o.	POLAND							
				Energoprojekt Oprema AD	SERBIA							
				Energoprojekt Oprema AD via Ocel DOO	SERBIA							
				Projektomontaza AD	SERBIA							
				Projektomontaza AD, Traco DOO and Sagax DOO	SERBIA							
				Siemens D.O.O.	SERBIA							
SERBIA	31001	EPS: Emergency Power Sector Reconstruction Loan	Technical Consultancy Services to Support PIU	<i>AF-Colenco Ltd (W)</i>	<i>SWITZERLAND (W)</i>	Power and Energy	05/06/2008	Consultant Services	Single	49,860	49,860	100.0%
SERBIA	31841	Serbian Railways : Rollingstock	Execution of the Works on the Building for the Accomodation of an	<i>GINEX International d.o.o. (W)</i>	<i>SLOVENIA (W)</i>	Transport	24/11/2008	Works	Open	1,343,758	1,343,758	100.0%

(W) Indicates the name and the country of the winning tenderer . All subsequent tenderers listed were unsuccessful in competing for the respective contract.

Listing of Contracts by Country of Operations (Value in €)
2008

Op Country	Contract Id	OP Name	Contract Name	Tenderer Name	Tenderer Country	Sector	Contract Sign Date	Contract Type	Contract Method	Signed Contract Value (EUR)	EBRD Portion (EUR)	EBRD Financed %	
SERBIA	31841	Serbian Railways : Rollingstock	Underfloor Wheel Lathe	LINDNER D.O.O.	SERBIA	Transport	24/11/2008	Works	Open	1,343,758	1,343,758	100.0%	
Total SERBIA :										14	262,560,721	163,547,547	62.3%
UKRAINE	28921	Odessa High Voltage Grid Upgrade	Automatic Protection System	<i>Enera Engineering (W)</i>	<i>RUSSIAN FEDERATION (W)</i>	Power and Energy	15/03/2008	Supply & Installation	Open	14,582,417	14,582,417	100.0%	
				Corporation Electroyuzhmontazh	UKRAINE								
				LvivORGRES	UKRAINE								
UKRAINE	29506	Illichivsk Sea Commercial Port Infrastructure Dev. Project	Procurement and Supervision Consultancy Services	<i>Egis Bceom International (W)</i>	<i>FRANCE (W)</i>	Transport	08/02/2008	Consultant Services	Competitive	899,250	899,250	100.0%	
				NEDECO - NETHERLANDS ENGINEERING CONSULTANTS	NETHERLANDS								
UKRAINE	29581	Ukraine Railways: Fast Passenger Trains Project	Lot 11: 3 No. High Performance Plain Line Levelling, Lining and Tamping Machines (09-3X)	<i>Plasser & Theurer Ges mbH (W)</i>	<i>AUSTRIA (W)</i>	Transport	26/04/2008	Goods	Single	11,400,000	11,400,000	100.0%	
UKRAINE	30061	UkrEsco II	L006 Improvement of heating systems of buildings at "Landgut Broiler" CJSC, Rozovska Vil. Shahter Region, Donetsk Oblast	<i>Donbass Termo LLC (W)</i>	<i>UKRAINE (W)</i>	Country Team	29/04/2008	Supply & Installation	Open	236,756	236,756	100.0%	
				"Energopolis" LLC	UKRAINE								
				JSC "Institut Ukrorgstankinprom"	UKRAINE								
				OJSC "SC "Yuzhtransenergo"	UKRAINE								
UKRAINE	30082	UkrEsco II	S023: Replacement of Saddle Tractors in SOBI LTD	<i>Joint Ukrainian-Poland Company with Limited Liabilities "ASTRA" (W)</i>	<i>UKRAINE (W)</i>	Country Team	30/04/2008	Goods	Shopping	311,100	311,100	100.0%	
				LLC "AC S.T.R. Ukraine".	UKRAINE								
				Renault Trucks	UKRAINE								
UKRAINE	30085	Ukraine Third Project "Kiev-Chop M06 Road Rehabilitation"	Contract 2 : Chainage Km 322+000 to km 348+000	<i>JV Azerkorpu-Mz Autobahn-Bau GmbH (Autobahn Group) (W)</i>	<i>AZERBAIJAN (W)</i>	Transport	23/04/2008	Works	Open	35,591,080	35,591,080	100.0%	
				Alpine Bau	AUSTRIA								
				Dogus Alarko	TURKEY								
UKRAINE	30086	Ukraine Third	Contract 3 : Chainage km	<i>ONUR TAAHHUT TASIMACILIK ve</i>	<i>TURKEY (W)</i>	Transport	23/04/2008	Works	Open	81,918,020	81,918,020	100.0%	

(W) Indicates the name and the country of the winning tenderer . All subsequent tenderers listed were unsuccessful in competing for the respective contract.

**Listing of Contracts by Country of Operations (Value in €)
2008**

Op Country	Contract Id	OP Name	Contract Name	Tenderer Name	Tenderer Country	Sector	Contract Sign Date	Contract Type	Contract Method	Signed Contract Value (EUR)	EBRD Portion (EUR)	EBRD Financed %
		Project "Kiev-Chop	259+592 to km 322+000	<i>TICARET LIMITED SIRKETI (W)</i>								
UKRAINE	30086	M06 Road Rehabilitation"		Dogus Alarko	TURKEY	Transport	23/04/2008	Works	Open	81,918,020	81,918,020	100.0%
UKRAINE	30087	Ukraine Third Project "Kiev-Chop M06 Road Rehabilitation"	Contract 4 : Chainage km 234+000 to km 259+592	<i>JV OJSC South West Road Construction Company (W)</i>	<i>UKRAINE (W)</i>	Transport	23/04/2008	Works	Open	25,891,231	25,891,231	100.0%
				Dogus Alarko	TURKEY							
				onur	TURKEY							
				todini	ITALY							
UKRAINE	30088	Ukraine Third Project "Kiev-Chop M06 Road Rehabilitation"	Contract 5 : Chainage km 182+300 to km 234+000	<i>Granit Construction Company (W)</i>	<i>FYR MACEDONIA (W)</i>	Transport	23/04/2008	Works	Open	50,814,308	50,814,308	100.0%
				dogus alarko	TURKEY							
				salini	ITALY							
				todini	ITALY							
UKRAINE	30089	Ukraine Third Project "Kiev-Chop M06 Road Rehabilitation"	Contract 6 : Chainage km 128+100 to km 182+300	<i>Gulsan Construction Industry Tourism, Transportation and Trade Co. (W)</i>	<i>TURKEY (W)</i>	Transport	23/04/2008	Works	Open	76,101,564	76,101,564	100.0%
				salini	ITALY							
				strabag	AUSTRIA							
UKRAINE	30201	UkrEsco II	K035 Modernisation of heat supply system	<i>Ukrainian-Moravian Heat Energy Company LLC (W)</i>	<i>UKRAINE (W)</i>	Country Team	02/07/2008	Supply & Installation	Shopping	749,992	749,992	100.0%
				Ineko-Ukraine LLC	UKRAINE							
				Solution for Technologies a.s.	CZECH REPUBLIC							
UKRAINE	30202	UkrEsco II	S022 Biomass boiler construction on steam generation	<i>Solution for Technologies s.r.o (W)</i>	<i>CZECH REPUBLIC (W)</i>	Country Team	17/06/2008	Supply & Installation	Open	867,438	867,438	100.0%
				JSC Ukragropromcomplex	UKRAINE							
UKRAINE	30213	UkrEsco II	R007.2 Improvement of the heating system for buildings in poultry plant	<i>Solution for Technologies s.r.o (W)</i>	<i>CZECH REPUBLIC (W)</i>	Country Team	10/01/2008	Supply & Installation	Shopping	820,360	820,360	100.0%
				Omnitekh LLC	UKRAINE							

(W) Indicates the name and the country of the winning tenderer . All subsequent tenderers listed were unsuccessful in competing for the respective contract.

Listing of Contracts by Country of Operations (Value in €)
2008

Op Country	Contract Id	OP Name	Contract Name	Tenderer Name	Tenderer Country	Sector	Contract Sign Date	Contract Type	Contract Method	Signed Contract Value (EUR)	EBRD Portion (EUR)	EBRD Financed %
UKRAINE	30213	UkrEsco II	R007.2 Improvement of the heating system for buildings in poultry plant	Prima Term LLC	UKRAINE	Country Team	10/01/2008	Supply & Installation	Shopping	820,360	820,360	100.0%
UKRAINE	30842	UkrEsco II	A007: Modernization of line for cereal crops and leguminous seeds preparation at the enterprise SC "Experimental Enterprise "Askaniyskoye" of the Oil-Bearing Crops Institute of Ukrainian Academy of Agricultural Sciences", vil. Tavrichanka, Kherson ob	<i>LTV Landmaschinen und Transporttechnik Vertiebsgesellschaft mbH (W)</i>	<i>GERMANY (W)</i>	Country Team	31/07/2008	Supply & Installation	Single	398,673	295,520	74.1%
Total UKRAINE :			14							300,582,189	300,479,036	100.0%
Grand Total :			124							1,197,854,435	801,794,180	66.9%

(W) Indicates the name and the country of the winning tenderer . All subsequent tenderers listed were unsuccessful in competing for the respective contract.

**AWARDS BY COUNTRY OF ORIGIN OF THE TENDERERS (VALUE IN €)
2004 - 2008**

Country Name	2004	2005	2006	2007	2008	Total
ALBANIA			3,694,372			3,694,372
AUSTRIA	87,248,684	6,962,215	24,150,989	130,715,463	226,977,875	476,055,226
AZERBAIJAN					35,591,080	35,591,080
BELGIUM	1,970,060	2,506,400	476,780	481,360		5,434,600
BOSNIA AND HERZEGOVINA	15,010,614	1,107,221		10,382,561	53,936,113	80,436,509
BULGARIA	1,311,637		1,834,005	6,741,930	10,372,022	20,259,594
CANADA	597,739					597,739
CHINA		1,044,759		152,904,017		153,948,776
CROATIA	99,588,395	59,512,103	255,668,153	91,403,647	139,462,515	645,634,813
CZECH REPUBLIC	21,624	760,515	20,143,840		1,687,798	22,613,777
DENMARK	2,568,752	477,898	1,281,658	2,969,499		7,297,807
ESTONIA	7,939,401					7,939,401
FINLAND	3,332,374	325,854	2,236,462	3,073,610		8,968,300
FRANCE	50,335,152		3,591,960	41,547,572	23,823,578	119,298,262
FYR MACEDONIA	3,461,871	45,975,569	2,058,581		50,814,308	102,310,329
GEORGIA	14,917,949		5,736,238	5,387,976		26,042,163
GERMANY	112,314,910	91,304,718	187,326,334	35,340,631	36,478,710	462,765,303
GREECE	11,669,697	62,491,312	111,792,295			185,953,304
HUNGARY	647,621				121,769	769,390
INDIA			49,042,873			49,042,873
IRELAND	161,825					161,825
ISRAEL		2,230,610				2,230,610
ITALY	76,075,650	41,846,463	36,230,500	270,954,614	39,587,149	464,694,376
JAPAN	938,089	183,429				1,121,518
KAZAKHSTAN	5,648,695			230,841		5,879,536
LATVIA	3,445,388	1,768,689	3,959,861			9,173,938
LITHUANIA	5,869,547		13,122,916	612,400	1,031,216	20,636,079
LUXEMBOURG				6,626,450		6,626,450
MONTENEGRO *			578,321		3,067,140	3,645,461
NETHERLANDS	990,060	9,628,070	9,884,327			20,502,457
NORWAY	2,433,970	94,954				2,528,924
POLAND	20,613,832	47,064,205	78,164,375	122,617,537	86,829,892	355,289,841
PORTUGAL	758,370			376,969		1,135,339
ROMANIA	169,116	44,571	15,024,052	44,397,085	145,043,069	204,677,893
RUSSIAN FEDERATION	116,091,898	173,355,647	310,182,796	1,203,054,663	59,277,225	1,861,962,229
SERBIA *	9,440,933	11,078,792	1,352,683	11,458,935	500,314	33,831,657
SLOVAK REPUBLIC	4,561,214			4,987,440		9,548,654
SLOVENIA	1,232,990	1,251,593		58,000,219	39,323,628	99,808,430
SPAIN		2,375,376	42,453,100	7,101,664	886,374	52,816,514
SWEDEN	4,560,067	3,784,988				8,345,055
SWITZERLAND	395,119	621,836	1,224,608	91,989	56,457,129	58,790,681
TAJIKISTAN			1,424,691	204,188		1,628,879
TURKEY	10,456,771	44,863,326	170,996,773		158,019,585	384,336,455
UKRAINE	819,587	2,468,970		13,333,005	27,189,080	43,810,642
UNITED KINGDOM	2,798,339	492,250	123,380	3,850,861	877,172	8,142,002
UNITED STATES	622,090		8,003,793	3,379,804	499,695	12,505,382
Total	681,020,030	615,622,333	1,361,760,716	2,232,226,930	1,197,854,436	6,088,484,445

* Montenegro declared independence on 3 June 2006. For statistical purposes, all contracts signed before 1 January 2006, which were previously reported under Serbia & Montenegro, are now reported solely under Serbia. All contracts signed after 1 January 2006 have been assigned to Montenegro or Serbia respectively even if they were signed before the declaration of independence.

AWARDS BY COUNTRY OF ORIGIN OF THE TENDERERS (NUMBER)
2004 - 2008

Country Name	2004	2005	2006	2007	2008	Total
ALBANIA			3			3
AUSTRIA	10	2	3	9	9	33
AZERBAIJAN					1	1
BELGIUM	1	1	1	1		4
BOSNIA AND HERZEGOVINA	10	1		3	27	41
BULGARIA	2		1	6	6	15
CANADA	1					1
CHINA		5		2		7
CROATIA	12	10	6	8	11	47
CZECH REPUBLIC	1	1	2		2	6
DENMARK	2	1	3	1		7
ESTONIA	1					1
FINLAND	2	2	1	2		7
FRANCE	8		2	7	4	21
FYR MACEDONIA	7	5	2		1	15
GEORGIA	2		1	3		6
GERMANY	14	17	11	8	6	56
GREECE	1	5	3			9
HUNGARY	1				1	2
INDIA			1			1
IRELAND	1					1
ISRAEL		1				1
ITALY	13	9	5	8	2	37
JAPAN	1	1				2
KAZAKHSTAN	1			1		2
LATVIA	1	9	5			15
LITHUANIA	2		2	2	1	7
LUXEMBOURG				1		1
MONTENEGRO *			2		1	3
NETHERLANDS	2	2	1			5
NORWAY	2	1				3
POLAND	4	9	9	7	7	36
PORTUGAL	2			2		4
ROMANIA	1	1	3	14	12	31
RUSSIAN FEDERATION	26	19	7	15	8	75
SERBIA *	5	5	4	5	2	21
SLOVAK REPUBLIC	1	1		1		3
SLOVENIA	1			2	5	8
SPAIN		1	5	1	2	9
SWEDEN	2	4				6
SWITZERLAND	1	1	2	13	7	24
TAJKISTAN			2	1		3
TURKEY	3	4	8		2	17
UKRAINE	4	3		7	4	18
UNITED KINGDOM	6	1	1	5	2	15
UNITED STATES	3		2	3	1	9
Total	157	122	98	138	124	639

* Montenegro declared independence on 3 June 2006. For statistical purposes, all contracts signed before 1 January 2006, which were previously reported under Serbia & Montenegro, are now reported solely under Serbia. All contracts signed after 1 January 2006 have been assigned to Montenegro or Serbia respectively even if they were signed before the declaration of independence.

**AWARDS BY COUNTRY OF ORIGIN OF THE TENDERERS (VALUE IN € BY CONTRACT TYPE)
2008**

Country of Winning Tenderer	Consultant Services	Goods	Services	Supply & Installation	Works	Total
AFGHANISTAN						
AUSTRIA		11,400,000			215,577,875	226,977,875
AZERBAIJAN					35,591,080	35,591,080
BELGIUM						
BOSNIA AND HERZEGOVINA	182,247	2,507,287			51,246,578	53,936,113
BULGARIA				1,925,785	8,446,237	10,372,022
CANADA						
CROATIA	6,316,100	798,941			132,347,474	139,462,515
CZECH REPUBLIC				1,687,798		1,687,798
DENMARK						
FINLAND						
FRANCE	3,352,590			20,470,988		23,823,578
FYR MACEDONIA					50,814,308	50,814,308
GERMANY		1,665,642		1,257,767	33,555,301	36,478,710
GREECE						
HUNGARY	121,769					121,769
ITALY		346,300			39,240,849	39,587,149
KUWAIT						
LITHUANIA					1,031,216	1,031,216
LUXEMBOURG						
MONTENEGRO					3,067,140	3,067,140
NETHERLANDS						
NORWAY						
POLAND					86,829,892	86,829,892
PORTUGAL						
ROMANIA	1,290,080	12,699,375		3,156,231	127,897,383	145,043,069
RUSSIAN FEDERATION		298,866		38,614,916	20,363,443	59,277,225
SERBIA	175,000				325,314	500,314
SLOVAK REPUBLIC						
SLOVENIA		1,822,214		1,082,885	36,418,529	39,323,628
SPAIN				886,374		886,374
SWEDEN						
SWITZERLAND	112,254	56,344,875				56,457,129
TURKEY					158,019,585	158,019,585
UKRAINE		311,100		986,748	25,891,231	27,189,080
UNITED KINGDOM	877,172					877,172
UNITED STATES	499,695					499,695
Total	12,926,907.42	88,194,601.11	0	70,069,490.66	1,026,663,435.82	1,197,854,435.01

**AWARDS BY COUNTRY OF ORIGIN OF THE TENDERERS (VALUE IN € BY PROCUREMENT METHOD)
2008**

Country of Operations	Open Tender	Selective Tender	Local Tender	Shopping	Competitive Selection	Single Tender	Total
AFGHANISTAN							
AUSTRIA	215,577,875					11,400,000	226,977,875
AZERBAIJAN	35,591,080						35,591,080
BELGIUM							
BOSNIA AND HERZEGOVINA	53,255,962	20,608		497,904	161,640		53,936,113
BULGARIA	10,372,022						10,372,022
CANADA							
CROATIA	133,146,415				6,316,100		139,462,515
CZECH REPUBLIC	867,438			820,360			1,687,798
DENMARK							
FINLAND							
FRANCE	20,470,988				3,352,590		23,823,578
FYR MACEDONIA	50,814,308						50,814,308
GERMANY	36,080,037					398,673	36,478,710
GREECE							
HUNGARY					121,769		121,769
ITALY	39,587,149						39,587,149
KUWAIT							
LITHUANIA			1,031,216				1,031,216
LUXEMBOURG							
MONTENEGRO	3,067,140						3,067,140
NETHERLANDS							
NORWAY							
POLAND	86,829,892						86,829,892
PORTUGAL							
ROMANIA	143,752,989				1,290,080		145,043,069
RUSSIAN FEDERATION	59,277,225						59,277,225
SERBIA	325,314				175,000		500,314
SLOVAK REPUBLIC							
SLOVENIA	39,323,628						39,323,628
SPAIN	886,374						886,374
SWEDEN							
SWITZERLAND	56,344,875				62,394	49,860	56,457,129
TURKEY	158,019,585						158,019,585
UKRAINE	26,127,988			1,061,092			27,189,080
UNITED KINGDOM					877,172		877,172
UNITED STATES					499,695		499,695
Total	1,169,718,282	20,608	1,031,216	2,379,356	12,856,440	11,848,533	1,197,854,435

**CONTRACTS AWARDED BY COUNTRY OF ORIGIN OF THE TENDERERS
2008**

Country of Winning Tenderer: AUSTRIA

Winning Tenderer	Op Country	OP Name	Contract Name	Sector	Contract Sign Date	Contract Type	Contract Method	Signed Contract Value (EUR)	EBRD Portion (EUR)
Alpine Bau GmbH	ALBANIA	Albania: Fier-Tepelene Road Rehabilitation Project	Contract 2: Construction of the Dames-Tepelene Section of the North-South Corridor	Transport	05/08/2008	Works	Open	28,627,445	11,450,978
Alpine Bau GmbH	BOSNIA AND HERZEGOVINA	Bosnia & Herzegovina Road Rehabilitation Project	Lot 3: R-413 Mitrovici (Knezevo)-Prisika (Ugar) Road	Transport	02/10/2008	Works	Open	1,393,332	1,190,882
JV Strabag AG & Bosnaputevi	BOSNIA AND HERZEGOVINA	Bosnia & Herzegovina Road Rehabilitation Project	M-16.2 Varvara (Prozor) - Jablanica 2 (km40+000 - km70+382)	Transport	20/10/2008	Works	Open	1,242,213	1,061,720
Porr Technobau und Umwelt AG	MONTENEGRO	Montenegro Rail Infrastructure Emergency Project	Lots 1 - Rehabilitation of Tunnels (171 & 173)	Transport	25/09/2008	Works	Open	2,146,963	1,835,011
Alpine Bau GmbH	MONTENEGRO	Montenegro Rail Infrastructure Emergency Project	Lot 2 - Rehabilitation of Tunnels (175 & 185)	Transport	24/09/2008	Works	Open	1,279,966	1,093,988
Porr Technobau und Umwelt AG	SERBIA	Sava River Crossing	Belgrade Sava Bridge	Municipal & Env Inf	09/04/2008	Works	Open	146,997,724	63,100,000
JV PORR Technobau und Umwelt Aktiengesellschaft & TEERAG ASDAG Aktiengesellschaft	SERBIA	Belgrade Highway and Bypass Project	Lot 2: Rehabilitation works on motorway (E 75) through Belgrade, section: "Surcin"- "Bubanj Potok"	Transport	12/11/2008	Works	Open	21,882,440	18,544,441
STRABAG AG	SERBIA	Belgrade Highway and Bypass Project	Lot 3: Rehabilitation of ring road (R-251): Section-"Vinca"-M19", km 0+000 - km 26+428	Transport	25/08/2008	Works	Open	12,007,792	10,176,095
Plasser & Theurer Ges mbH	UKRAINE	Ukraine Railways: Fast Passenger Trains Project	Lot 11: 3 No. High Performance Plain Line Levelling, Lining and Tamping Machines (09-3X)	Transport	26/04/2008	Goods	Single	11,400,000	11,400,000
Total :	9							226,977,875	119,853,115

Country of Winning Tenderer: AZERBAIJAN

Winning Tenderer	Op Country	OP Name	Contract Name	Sector	Contract Sign Date	Contract Type	Contract Method	Signed Contract Value (EUR)	EBRD Portion (EUR)
JV Azerkorpu-Mz Autobahn-Bau GmbH (Autobahn Group)	UKRAINE	Ukraine Third Project "Kiev-Chop M06 Road Rehabilitation"	Contract 2 : Chainage Km 322+000 to km 348+000	Transport	23/04/2008	Works	Open	35,591,080	35,591,080
Total :	1							35,591,080	35,591,080

Country of Winning Tenderer: BOSNIA AND HERZEGOVINA

Winning Tenderer	Op Country	OP Name	Contract Name	Sector	Contract Sign Date	Contract Type	Contract Method	Signed Contract Value (EUR)	EBRD Portion (EUR)
Niskogradnja d.o.o.	BOSNIA AND HERZEGOVINA	Bosnia & Herzegovina Road Rehabilitation Project	Lot 2: M14.1 Nova Topola-Srbac-Kobas-Derвента Road	Transport	02/10/2008	Works	Open	4,576,945	3,911,919
INTEGRAL Inzenjering A.D. Laktasi	BOSNIA AND HERZEGOVINA	Bijeljina Waste Water Collection System	Secondary and Tertiary Sewers (GSK4, GSK1.2, SK 5 Kovacvic)	Municipal & Env Inf	08/09/2008	Works	Open	3,882,067	3,882,067
ANS DRIVE d.o.o.	BOSNIA AND HERZEGOVINA	Bosnia and Herzegovina Air Traffic Management System	Execution of Works for Adaptation of Building for Area Control Centre (ACC Unit I) Sarajevo	Transport	29/07/2008	Works	Open	3,860,746	3,860,746
JV GP Put, Asfaltgradnja, Sarajevoputevi, Bosnaputevi & Eero-Asfalt	BOSNIA AND HERZEGOVINA	Bosnia & Herzegovina Road Rehabilitation Project	Lot 6: Rehabilitation of the road M-17 Bradina-Ostrozac section km 38+100-km 64+750	Transport	14/07/2008	Works	Open	3,400,494	2,906,405

**CONTRACTS AWARDED BY COUNTRY OF ORIGIN OF THE TENDERERS
2008**

Winning Tenderer	Op Country	OP Name	Contract Name	Sector	Contract Sign Date	Contract Type	Contract Method	Signed Contract Value (EUR)	EBRD Portion (EUR)
Rudnici Gipsa DD	BOSNIA AND HERZEGOVINA	Bosnia & Herzegovina Road Rehabilitation Project	Lot 2: M-16.4 Novi Travnik-Bugojno 14+350-0+000km (B&H)	Transport	02/07/2008	Works	Open	3,146,515	2,689,326
Prijedorputevi a.d.	BOSNIA AND HERZEGOVINA	Bosnia & Herzegovina Road Rehabilitation Project	Lot 1: M6.1 Kifino Selo (Klanci)-Gacko Road	Transport	02/10/2008	Works	Open	2,596,600	2,219,316
JV Zvornikputevi, Dobojuputevi and Sapna	BOSNIA AND HERZEGOVINA	Bosnia & Herzegovina Road Rehabilitation Project	Lot 2: M-17 Zepce 1-Nemila 0 road section km 45+850 - km 64+000	Transport	08/09/2008	Works	Open	2,543,804	2,174,192
KOV-GRAD doo Buzim	BOSNIA AND HERZEGOVINA	Bosnia & Herzegovina Road Rehabilitation Project	Lot 1: M5 Ripas-Dubovsko-Vrtoce (km31+460-km36+690-km53+550) B&H	Transport	02/07/2008	Works	Open	1,951,036	1,667,552
Livnopotuvi Doo	BOSNIA AND HERZEGOVINA	Bosnia & Herzegovina Road Rehabilitation Project	Lot 3: M-15 Kupres-Sujica km0+000-21+598, M-16 Sujica-Livno (+9km prema Livnu)	Transport	02/07/2008	Works	Open	1,725,430	1,474,726
KTM Brina	BOSNIA AND HERZEGOVINA	Bosnia & Herzegovina Road Rehabilitation Project	Lot 5: M-6.1 Kolo-Posusje km 0+000-39+050	Transport	02/07/2008	Works	Open	1,664,668	1,422,793
HP Investing	BOSNIA AND HERZEGOVINA	Bosnia & Herzegovina Road Rehabilitation Project	Lot 4: M-17 Jablanica km 10+200 - Jablanica km 19+200	Transport	28/08/2008	Works	Open	1,448,286	1,237,851
JV Asflatgradnja, GP Put, Doboju Putevi, Sarajevoputevi, BOSnaputevi & Ero-Asfalt	BOSNIA AND HERZEGOVINA	Bosnia & Herzegovina Road Rehabilitation Project	Lot 7: M- 17 Zenica-Lasva km 76+310 - km 85+200	Transport	02/07/2008	Works	Open	1,332,786	1,139,133
JV Sarajevoputevi, GP Put and Bosnaputevi	BOSNIA AND HERZEGOVINA	Bosnia & Herzegovina Road Rehabilitation Project	Lot 1: M-18 Srednje_Semizovac road section km90+800-km106+150	Transport	08/09/2008	Works	Open	1,313,101	1,122,309
SIEMENS d.o.o.	BOSNIA AND HERZEGOVINA	Power Distribution Reconstruction Project	RCSEE APL3-C2-02-RE/8 Lot 1 Prefabricated Transformer Substations	Power and Energy	12/12/2008	Goods	Open	725,896	725,896
SIEMENS d.o.o.	BOSNIA AND HERZEGOVINA	Power Distribution Reconstruction Project	ECSEE APL3-C2-02-RE/08 Lot 3 MV Switchgears and Apparatus	Power and Energy	12/12/2008	Goods	Open	636,681	636,681
EGW d.o.o	BOSNIA AND HERZEGOVINA	Bosnia and Herzegovina Air Traffic Management System	Execution of Works for MSSR - Communication Station at the Jahorina	Transport	20/02/2008	Works	Open	616,365	616,365
Hering d.o.o	BOSNIA AND HERZEGOVINA	Bosnia and Herzegovina Air Traffic Management System	Execution of Works for Adaptation of Buildig for Air Traffic Control Simulator Moastar	Transport	29/07/2008	Works	Open	338,487	338,487
SIEMENS d.o.o.	BOSNIA AND HERZEGOVINA	Power Distribution Reconstruction Project	ECSEE APL3-C2-02-RE/08 Lot 6 Telemetry and Radio Equipment	Power and Energy	12/12/2008	Goods	Open	299,953	299,953
Malcom d.o.o	BOSNIA AND HERZEGOVINA	Power Distribution Reconstruction Project	ECSEE APL3-C2-02-RE/08 Lot 5 Earthing Equipment	Power and Energy	12/12/2008	Goods	Open	276,813	276,813
EUROMODUS d.o.o.	BOSNIA AND HERZEGOVINA	Power Distribution Reconstruction Project	ERS-P4-04/06-C1-EK Intervention Vehicles	Power and Energy	30/01/2008	Goods	Shopping	193,176	193,176
SAMAX d.o.o.	BOSNIA AND HERZEGOVINA	Power Distribution Reconstruction Project	ERS-P4-04/06-B3-EK Service Vehicles	Power and Energy	30/01/2008	Goods	Shopping	164,750	164,750
Faculty of Civil Engineering in Sarajevo-Institute for Geodesy and Geoinformatic	BOSNIA AND HERZEGOVINA	Bosnia and Herzegovina Air Traffic Management System	Training of staff and consultancy services	Transport	03/03/2008	Consultant Services	Competitive	161,640	161,640
SAMAX d.o.o.	BOSNIA AND HERZEGOVINA	Power Distribution Reconstruction Project	ERS-P1-04/06-B1-EK Intervention Vehicles	Power and Energy	30/01/2008	Goods	Shopping	99,700	99,700
GEO WILD d.o.o.	BOSNIA AND HERZEGOVINA	Power Distribution Reconstruction Project	ERS-P4-03-B/08 Lot 2 Measuring Equipment for Elektrokrajina	Power and Energy	12/12/2008	Goods	Open	70,039	70,039

**CONTRACTS AWARDED BY COUNTRY OF ORIGIN OF THE TENDERERS
2008**

Winning Tenderer	Op Country	OP Name	Contract Name	Sector	Contract Sign Date	Contract Type	Contract Method	Signed Contract Value (EUR)	EBRD Portion (EUR)
PROMOTORS d.o.o.	BOSNIA AND HERZEGOVINA	Power Distribution Reconstruction Project	ERS-P4-04/06-B2-EK Intervention Vehicles	Power and Energy	30/01/2008	Goods	Shopping	40,278	40,278
Zoran Dujkovic	BOSNIA AND HERZEGOVINA	Power Distribution Reconstruction Project	EPBiH - PIU Consultant - Mr. Zoran Dujkovic	Power and Energy	15/09/2008	Consultant Services	Selective	20,608	20,608
Integral Inzenjering Doo Laktasi	MONTENEGRO	Montenegro Regional Water Supply Project	Construction Northern Branch of Regional Water Supply Djurmani - Budva	Municipal & Env Inf	14/03/2008	Works	Open	16,849,250	14,298,230
Total :	27							53,936,113	47,650,953

Country of Winning Tenderer: BULGARIA

Winning Tenderer	Op Country	OP Name	Contract Name	Sector	Contract Sign Date	Contract Type	Contract Method	Signed Contract Value (EUR)	EBRD Portion (EUR)
Dragiev & Co	BULGARIA	Plovdiv Water Investment Project	Contract 1 Lot 1- Rehabilitation of Water Mains along Several Boulevards and Streets in the City of Plovdiv	Municipal & Env Inf	04/11/2008	Works	Open	6,178,968	6,178,968
PSI AD	BULGARIA	Stara Zagora Water Investment Project	Lot 7 - Rehabilitation & Modernisation of Yagoda Water Supply Group	Municipal & Env Inf	29/08/2008	Works	Open	976,086	813,405
Striotelna Mehanizacia AD	BULGARIA	Plovdiv Water Investment Project	Contract 1 Lot 2-Construction of 2nd culvert of North uncovered cast sewer under the Plovdiv-Skutare Railway and the East Ring Road	Municipal & Env Inf	11/11/2008	Works	Open	838,975	838,975
PSI AD	BULGARIA	Stara Zagora Water Investment Project	Lot 8 - Reconstruction of water supply pipeline in Kazanski-Zapad residential area	Municipal & Env Inf	29/08/2008	Works	Open	452,208	376,840
Brunata Bulgaria OOD	SERBIA	Belgrade District Heating Rehabilitation Programme	S & I of prefabricated substations Lot 1 heating area TO Cerak	Municipal & Env Inf	09/05/2008	Supply & Installation	Open	1,375,483	1,375,483
Brunata Bulgaria OOD	SERBIA	Belgrade District Heating Rehabilitation Programme	S&I prefabricated substations Lot 3 on heating area of Miljakovac	Municipal & Env Inf	09/05/2008	Supply & Installation	Open	550,302	550,302
Total :	6							10,372,022	10,133,973

Country of Winning Tenderer: CROATIA

Winning Tenderer	Op Country	OP Name	Contract Name	Sector	Contract Sign Date	Contract Type	Contract Method	Signed Contract Value (EUR)	EBRD Portion (EUR)
JV Osijek-Koteks and INGRA d.d Zagreb, GP Dubrovnik	BOSNIA AND HERZEGOVINA	B&H: Regional Road Development Programme	Lot 2: Construction of Sarajevo bypass (Contract 2: Butila-Brijesce-Stup)	Transport	02/06/2008	Works	Open	23,033,547	9,674,090
Konstruktor - Inzenjering	BOSNIA AND HERZEGOVINA	Bosnia & Herzegovina Road Rehabilitation Project	Lot 3: M-6 Ljubuski-Capljina road section km 25+000 - km 54+800	Transport	09/09/2008	Works	Open	1,786,089	1,526,572
Osijek-Koteks d.d. Osijek	BOSNIA AND HERZEGOVINA	Bosnia & Herzegovina Road Rehabilitation Project	Lot 4: R-472 Polje Podnovlje Road	Transport	02/10/2008	Works	Open	1,459,825	1,247,714
Koncar D&ST	BOSNIA AND HERZEGOVINA	Power Distribution Reconstruction Project	Substations Compt 2 EPBiH C2-02-RE/08 Lot 2 Distribution Transformers	Power and Energy	22/11/2008	Goods	Open	281,400	281,400
ERG d.o.o.	BOSNIA AND HERZEGOVINA	Power Distribution Reconstruction Project	Substations Component 2 EPBiH-C2-02-RE/08 Lot 4	Power and Energy	22/11/2008	Goods	Open	259,222	259,222
RS KABEL d.o.o.	BOSNIA AND	Power Distribution Reconstruction	ERS-P4-03-B/08 Measuring Equipment	Power and Energy	12/12/2008	Goods	Open	258,319	258,319

**CONTRACTS AWARDED BY COUNTRY OF ORIGIN OF THE TENDERERS
2008**

Winning Tenderer	Op Country	OP Name	Contract Name	Sector	Contract Sign Date	Contract Type	Contract Method	Signed Contract Value (EUR)	EBRD Portion (EUR)
	HERZEGOVINA	Project	for Elektrokrajina Lot 1						
JV Viadukt d.d. & Konstruktor inženjering d.d. & Hidroelektra niskogradnja d.d.	CROATIA	Croatia: Rijeka Bypass	Lot 4: Kuk - Krizisce	Transport	11/06/2008	Works	Open	40,939,155	14,720,721
JV Hidroelektra Niskogradnja d.d., & Viadukt d.d. & Konstruktor inženjering d.d.	CROATIA	Croatia: Rijeka Bypass	Lot 3: Hreljina - Kuk	Transport	11/06/2008	Works	Open	32,457,759	11,671,019
GP KRK d.d. Krk	CROATIA	Croatia: Rijeka Bypass	Lot 2: Gradina - Hreljin	Transport	11/06/2008	Works	Open	16,885,749	6,071,703
Alpine BAU GmbH, GINZLER Stahl GmbH, MACHOWETZ & PARTNER GmbH	CROATIA	Karlovac Wastewater Management Project	Construction of WWTP in Karlovac	Municipal & Env Inf	16/10/2008	Works	Open	15,785,349	4,385,170
INSTITUT GRADEVINARSTVA HRVATSKE	CROATIA	Zagreb Holding Water and Sewer Investment Project	Project Management, Design of Part of the Works, Procurement of Works and Supervision of Works	Municipal & Env Inf	18/09/2008	Consultant Services	Competitive	6,316,100	3,158,050
Total :	11							139,462,515	53,253,980

Country of Winning Tenderer: CZECH REPUBLIC

Winning Tenderer	Op Country	OP Name	Contract Name	Sector	Contract Sign Date	Contract Type	Contract Method	Signed Contract Value (EUR)	EBRD Portion (EUR)
Solution for Technologies s.r.o	UKRAINE	UkrEsco II	S022 Biomass boiler construction on steam generation	Country Team	17/06/2008	Supply & Installation	Open	867,438	867,438
Solution for Technologies s.r.o	UKRAINE	UkrEsco II	R007.2 Improvement of the heating system for buildings in poultry plant	Country Team	10/01/2008	Supply & Installation	Shopping	820,360	820,360
Total :	2							1,687,798	1,687,798

Country of Winning Tenderer: FRANCE

Winning Tenderer	Op Country	OP Name	Contract Name	Sector	Contract Sign Date	Contract Type	Contract Method	Signed Contract Value (EUR)	EBRD Portion (EUR)
Safege	CROATIA	Karlovac Wastewater Management Project	Supervision for Construction of WWTP and Construction & Rehabilitation of Water Supply & WW Systems ISPA/16/P/PE/001-010201	Municipal & Env Inf	22/10/2008	Consultant Services	Competitive	1,360,000	377,808
Consortium SCE SAS & ILF Beratende Ingenieure ZT GmbH	CROATIA	Karlovac Wastewater Management Project	Consultancy and Technical Assistance for ISPA Measure Karlovac Water & Wastewater Programme	Municipal & Env Inf	25/01/2008	Consultant Services	Competitive	1,093,340	303,730
JV ALSTOM FR-RO	ROMANIA	CFR Rail Traction Project	Lot 1: Supply and Installation of Equipment Sets for the Upgrading and Rehabilitation of 12 Traction Substations 110/25kV and the associated sectioning/subsectioning posts and disconnectors remote control	Transport	23/12/2008	Supply & Installation	Open	20,470,988	13,103,250
Egis Bceom International	UKRAINE	Illichivsk Sea Commercial Port Infrastructure Dev. Project	Procurement and Supervision Consultancy Services	Transport	08/02/2008	Consultant Services	Competitive	899,250	899,250
Total :	4							23,823,578	14,684,038

**CONTRACTS AWARDED BY COUNTRY OF ORIGIN OF THE TENDERERS
2008**

Country of Winning Tenderer: FYR MACEDONIA

Winning Tenderer	Op Country	OP Name	Contract Name	Sector	Contract Sign Date	Contract Type	Contract Method	Signed Contract Value (EUR)	EBRD Portion (EUR)
Granit Construction Company	UKRAINE	Ukraine Third Project "Kiev-Chop M06 Road Rehabilitation"	Contract 5 : Chainage km 182+300 to km 234+000	Transport	23/04/2008	Works	Open	50,814,308	50,814,308
Total :	1							50,814,308	50,814,308

Country of Winning Tenderer: GERMANY

Winning Tenderer	Op Country	OP Name	Contract Name	Sector	Contract Sign Date	Contract Type	Contract Method	Signed Contract Value (EUR)	EBRD Portion (EUR)
SEBA Dynatronic	BOSNIA AND HERZEGOVINA	Power Distribution Reconstruction Project	EPBiH Procurement Machinery and Equipment (Component 4)	Power and Energy	13/05/2008	Goods	Open	223,802	223,802
WILO AG	GEORGIA	Kutaisi Water Project	Supply of mechanical and electrical equipment for Kutaisi wellfields with associated services	Municipal & Env Inf	28/11/2008	Goods	Open	1,441,840	1,441,840
MARTIN ROSE Gmb & Co.KG Kassel	ROMANIA	Iasi Public Transport Infrastructure	Tram Infrastructure Rehabilitation 20.5km	Municipal & Env Inf	14/02/2008	Works	Open	19,560,901	9,780,450
PWT Wasser-und Abwassertechnik GmbH	ROMANIA	MELF Bacau	Melf Bacau: Completion and Rehabilitation of Bacau WWTP - RETENDER	Municipal & Env Inf	18/08/2008	Works	Open	13,994,400	7,000,000
Hegenscheidt-MFD, GMBH & Co	SERBIA	Serbian Railways : Rollingstock	For the supply of Underfloor Wheel Lather Facility in Belgrade station	Transport	21/02/2008	Supply & Installation	Open	859,093	859,093
LTV Landmaschinen und Transporttechnik Vertiebsgesellschaft mbH	UKRAINE	UkrEsco II	A007: Modernization of line for cereal crops and leguminous seeds preparation at the enterprise SC "Experimental Enterprise "Askaniyskoye" of the Oil-Bearing Crops Institute of Ukrainian Academy of Agricultural Sciences", vil. Tavrichanka, Kherson ob	Country Team	31/07/2008	Supply & Installation	Single	398,673	295,520
Total :	6							36,478,710	19,600,706

Country of Winning Tenderer: HUNGARY

Winning Tenderer	Op Country	OP Name	Contract Name	Sector	Contract Sign Date	Contract Type	Contract Method	Signed Contract Value (EUR)	EBRD Portion (EUR)
Aquaplus Hungary, Veolia Viz Zrt Hungary, Phoenix Industrial d.o.o. Serbia	MONTENEGRO	Montenegro Regional Water Supply Project	Inspection of regional water supply system pipeline between Budva and Tivat	Municipal & Env Inf	04/11/2008	Consultant Services	Competitive	121,769	121,769
Total :	1							121,769	121,769

Country of Winning Tenderer: ITALY

Winning Tenderer	Op Country	OP Name	Contract Name	Sector	Contract Sign Date	Contract Type	Contract Method	Signed Contract Value (EUR)	EBRD Portion (EUR)
Todini Costruzioni Spa	ALBANIA	Albania: Fier-Tepelene Road Rehabilitation Project	Contract 1: Construction of the Levan-Dames Section of the North-South Corridor	Transport	05/08/2008	Works	Open	39,240,849	15,696,340
COM.INT S.p.A.	ROMANIA	MELF Brasov	Procurement of 2 Lorries (6.5 and 18 tonnes) with hydraulic loading arm and	Municipal & Env Inf	17/10/2008	Goods	Open	346,300	346,300

**CONTRACTS AWARDED BY COUNTRY OF ORIGIN OF THE TENDERERS
2008**

Winning Tenderer	Op Country	OP Name	Contract Name	Sector	Contract Sign Date	Contract Type	Contract Method	Signed Contract Value (EUR)	EBRD Portion (EUR)
			2 Twin cab						
Total :	2							39,587,149	16,042,640

Country of Winning Tenderer: LITHUANIA

Winning Tenderer	Op Country	OP Name	Contract Name	Sector	Contract Sign Date	Contract Type	Contract Method	Signed Contract Value (EUR)	EBRD Portion (EUR)
JSC Inzineriai Tinklai	LITHUANIA	Kaunas Water and Environment Project - Phase II	Projection service and construction works of relaying the water supply lines in Draugystes street	Municipal & Env Inf	17/08/2008	Works	Local	1,031,216	275,213
Total :	1							1,031,216	275,213

Country of Winning Tenderer: MONTENEGRO

Winning Tenderer	Op Country	OP Name	Contract Name	Sector	Contract Sign Date	Contract Type	Contract Method	Signed Contract Value (EUR)	EBRD Portion (EUR)
"CRNAGORAPUT" AD Pogorica	MONTENEGRO	Montenegro Rail Infrastructure Emergency Project	Works on Landslides	Transport	05/02/2008	Works	Open	3,067,140	2,496,654
Total :	1							3,067,140	2,496,654

Country of Winning Tenderer: POLAND

Winning Tenderer	Op Country	OP Name	Contract Name	Sector	Contract Sign Date	Contract Type	Contract Method	Signed Contract Value (EUR)	EBRD Portion (EUR)
Hydrobudowa 9 P.I.B. S.A.	POLAND	Bydgoszcz Water Revenue Bond	9 - Rain-stormwater system extension_Lot 3	Municipal & Env Inf	03/04/2008	Works	Open	37,587,680	11,276,304
Wielobranzowe Przedsiębiorstwo Produkcyjno-Usługowe ALFA Sp. z o.o	POLAND	Bydgoszcz Water Revenue Bond	9 - Rain-stormwater system extension_Lot 2	Municipal & Env Inf	03/04/2008	Works	Open	17,037,819	5,111,346
WUPRINZ S.A.	POLAND	Bydgoszcz Water Revenue Bond	9 - Rain-stormwater system extension_Lot 1	Municipal & Env Inf	03/04/2008	Works	Open	15,085,669	4,525,701
INKOP Sp. z o.o. and INKOP Pawel Piechnik	POLAND	Krakow Piaszow II Loan Restructuring	Lower Vistula Terrace Collector (LVT) Stage III	Municipal & Env Inf	04/09/2008	Works	Open	9,041,697	1,741,638
Akwedukt Designing and Implementation of Environment Protection Engineering Proj	POLAND	Gliwice Environmental Programme - Loan transfer to PWiK	Modernization of the sewage system in Gliwice-Czechowice	Municipal & Env Inf	06/10/2008	Works	Open	4,707,297	1,400,000
Przedsiębiorstwo Remontow Ulic i Mostow S.A.	POLAND	Gliwice Environmental Programme - Loan transfer to PWiK	Modernisation of Sewage System in Gliwice-Logota Zbarska II	Municipal & Env Inf	30/10/2008	Works	Open	2,767,899	900,000
INKOP Sp. z o.o. and INKOP Pawel Piechnik	POLAND	Krakow Piaszow II Loan Restructuring	Lower Vistula Terrace Collector (LVT) Stage III DUPLICATE CONTRACT EUR portion	Municipal & Env Inf	04/09/2008	Works	Open	601,830	601,830
Total :	7							86,829,892	25,556,819

Country of Winning Tenderer: ROMANIA

Winning Tenderer	Op Country	OP Name	Contract Name	Sector	Contract Sign Date	Contract Type	Contract Method	Signed Contract Value (EUR)	EBRD Portion (EUR)
JV FCC Construcción S.A. / ASTALDI S.p.A	ROMANIA	Constanta By-Pass Project	Design & Build of Constanta Bypass	Transport	11/09/2008	Works	Open	121,228,368	69,342,626
ELSACO ELECTRONIC SRL and GENERAL	ROMANIA	Bucharest Multi-Sector Project (Radet)	P 2 Procurement of balancing valves	Municipal & Env Inf	07/07/2008	Goods	Open	12,244,375	8,779,217

**CONTRACTS AWARDED BY COUNTRY OF ORIGIN OF THE TENDERERS
2008**

Winning Tenderer	Op Country	OP Name	Contract Name	Sector	Contract Sign Date	Contract Type	Contract Method	Signed Contract Value (EUR)	EBRD Portion (EUR)
FLUID SA									
SC ISOPLUS Romania SRL	ROMANIA	Iasi District Heating Project	1001/26.06.2008 - Supply of Pipes 2	Municipal & Env Inf	04/06/2008	Supply & Installation	Open	2,921,263	2,454,843
SC INCOM SA	ROMANIA	Iasi District Heating Project	1068/11.07.2008 Installation & Construction Works for the thermal networks Lots 5,6+7 EUR Tranche	Municipal & Env Inf	11/07/2008	Works	Open	1,648,778	1,071,705
SC Conest SA Iasi	ROMANIA	Iasi District Heating Project	1066/11.07.2008 Installation & Construction Works for the thermal networks Lots 1,2+8 EUR Tranche	Municipal & Env Inf	11/07/2008	Works	Open	1,559,227	1,013,497
Association SC Tmucb Iasi-Hidroterm SA Roman	ROMANIA	Iasi District Heating Project	1067/11.07.2008 Installation & Construction Works for the thermal networks Lots 3+4 EUR Tranche	Municipal & Env Inf	11/07/2008	Works	Open	1,544,687	1,004,046
Association TRANSCAR / COMTRAM	ROMANIA	SIBIU PUBLIC TRANSPORT PROJECT (City Loan)	Upgrade and refurbishment of 5 streets along public transport routes	Municipal & Env Inf	25/03/2008	Works	Open	1,535,186	645,036
Eptisa Romania SRL	ROMANIA	Timisoara Aquatim Refinance	Consultancy contract - Design & Review	Municipal & Env Inf	17/11/2008	Consultant Services	Competitive	1,290,080	1,290,080
SC Thic Izolatii Termice Srl Pascani	ROMANIA	Iasi District Heating Project	1170/11.07.2008 Installation & Construction Works for the thermal networks Lot 10 EUR Tranche	Municipal & Env Inf	11/07/2008	Works	Open	381,138	247,740
SC ISOPLUS Romania SRL	ROMANIA	Iasi District Heating Project	1001/26.06.2008. Supply of Pipes 2 - LOTS 1-6 Pre-Insulated System Elements & Assoc & Connected Serv for the thermal networks rehabilitation EBRD EUR loan category	Municipal & Env Inf	04/06/2008	Supply & Installation	Open	234,968	234,968
S.C. CASE Utilaje Constructii SRL	ROMANIA	MELF Brasov	Supply of Excavators	Municipal & Env Inf	11/09/2008	Goods	Open	228,700	228,700
Rominserv Valves IAIFO Zalau	ROMANIA	Bucharest Multi-Sector Project (Radet)	P 1.3.3 Procurement of Valves DHW	Municipal & Env Inf	13/06/2008	Goods	Open	226,300	162,257
Total :	12							145,043,069	86,474,716

Country of Winning Tenderer: RUSSIAN FEDERATION

Winning Tenderer	Op Country	OP Name	Contract Name	Sector	Contract Sign Date	Contract Type	Contract Method	Signed Contract Value (EUR)	EBRD Portion (EUR)
CJSC SMU 2 Ekolog Bashspetsneftstroy	RUSSIAN FEDERATION	Ufa Wastewater Municipal Infrastructure	Construction of UV disinfection unit and auxiliary infrastructure	Municipal & Env Inf	27/11/2008	Supply & Installation	Open	15,820,619	14,162,373
MK-S Ltd	RUSSIAN FEDERATION	Surgut Housing Refurbishment Project	Phase 1 - Construction of 240-apartment building	Municipal & Env Inf	30/06/2008	Works	Open	13,164,775	7,583,064
PC Octane Co Ltd	RUSSIAN FEDERATION	Sakha (Yakutia) Republican MSDP GUP ZhKH	Modernization of Heat Supply Facilities in s. Zhigansk	Municipal & Env Inf	21/05/2008	Supply & Installation	Open	8,211,881	8,211,881
Consortium Forlog S.A. Switzerland and Barma-B Ltd Russia	RUSSIAN FEDERATION	Archangelsk Municipal Water Services Development	Contract 1a. Ring water main for central water Treatment Plant - Obvodnyj Kanal Prospect, Tranche A	Municipal & Env Inf	14/02/2008	Works	Open	4,477,479	4,477,479
Surgutskie Gorodskie Elektricheskie Seti, LLC	RUSSIAN FEDERATION	Surgut Municipal Services Development Programme	Contract J Lot 2 - Construction of external power networks	Municipal & Env Inf	14/02/2008	Works	Open	2,085,803	1,767,630
Montazhnaladka CJSC	RUSSIAN FEDERATION	Surgut Municipal Services Development Programme	Package J Lot 1 - Construction of boiler-house & gas pipeline	Municipal & Env Inf	30/01/2008	Works	Open	635,387	538,463
VO Technpromimport	RUSSIAN FEDERATION	Vologda Municipal Water Services Project	A3.1 - Water metering program-Procurement of Water Meters	Municipal & Env Inf	21/07/2008	Goods	Open	298,866	298,866

**CONTRACTS AWARDED BY COUNTRY OF ORIGIN OF THE TENDERERS
2008**

Winning Tenderer	Op Country	OP Name	Contract Name	Sector	Contract Sign Date	Contract Type	Contract Method	Signed Contract Value (EUR)	EBRD Portion (EUR)
Enera Engineering	UKRAINE	Odessa High Voltage Grid Upgrade	Automatic Protection System	Power and Energy	15/03/2008	Supply & Installation	Open	14,582,417	14,582,417
Total :	8							59,277,225	51,622,172

Country of Winning Tenderer: SERBIA

Winning Tenderer	Op Country	OP Name	Contract Name	Sector	Contract Sign Date	Contract Type	Contract Method	Signed Contract Value (EUR)	EBRD Portion (EUR)
Lindner d.o.o.	BOSNIA AND HERZEGOVINA	Bosnia and Herzegovina Air Traffic Management System	Execution of Works for Adaptation of Buildig for Area Control Centre (ACC Unit II) Banja Luka	Transport	29/07/2008	Works	Open	325,314	325,314
Rudarski Institut	SERBIA	EPS Power II	Lenders environmental engineer services	Power and Energy	05/05/2008	Consultant Services	Competitive	175,000	175,000
Total :	2							500,314	500,314

Country of Winning Tenderer: SLOVENIA

Winning Tenderer	Op Country	OP Name	Contract Name	Sector	Contract Sign Date	Contract Type	Contract Method	Signed Contract Value (EUR)	EBRD Portion (EUR)
SCT dd Ljubljana	ALBANIA	Albania: Port of Durres	Phase 1 - Ferry Terminal Works	Transport	06/05/2008	Works	Open	15,183,262	7,591,631
ISKRAEMECO d.d.	BOSNIA AND HERZEGOVINA	Power Distribution Reconstruction Project	EPBiH - Procurement of Electrical Meters, Current Transformers, etc.	Power and Energy	24/11/2008	Goods	Open	1,822,214	1,822,214
Primorje dd	SERBIA	Belgrade Municipal Infrastructure Reconstruction Programme	Makis 2 Water Treatment Plant, Civil Works & Equipment Install (Contract2)	Municipal & Env Inf	16/01/2008	Works	Open	19,891,509	9,945,755
GINEX International d.o.o.	SERBIA	Serbian Railways : Rollingstock	Execution of the Works on the Building for the Accomodation of an Underfloor Wheel Lathe	Transport	24/11/2008	Works	Open	1,343,758	1,343,758
EL-TEK MULEJ ROSlovenia, ENERGETOK DOO ROSerbia, TERMOMONTAZA DOO, ROSerbia	SERBIA	Belgrade District Heating Rehabilitation Programme	S & I of prefabricated substations Lot 2 heating area TO Banovo brdo	Municipal & Env Inf	12/06/2008	Supply & Installation	Open	1,082,885	1,082,885
Total :	5							39,323,628	21,786,242

Country of Winning Tenderer: SPAIN

Winning Tenderer	Op Country	OP Name	Contract Name	Sector	Contract Sign Date	Contract Type	Contract Method	Signed Contract Value (EUR)	EBRD Portion (EUR)
Telvent Energia S.A.	BOSNIA AND HERZEGOVINA	Bosnia and Herzegovina Air Traffic Management System	Suppy & Installation of the Meteorological Equipment for the Air Traffic Management System of Bosnia and Herzegovina - Weather Observing System (WOS)	Transport	15/12/2008	Supply & Installation	Open	607,264	607,264
Telvent Energia S.A.	BOSNIA AND HERZEGOVINA	Bosnia and Herzegovina Air Traffic Management System	Supply & Installation of the Meteorological Equipment for the Air Traffic Management System of Bosnia & Herzegovina: Communication, Data Collection, Data Processing & Data Delivery Equipment	Transport	15/12/2008	Supply & Installation	Open	279,110	279,110
Total :	2							886,374	886,374

**CONTRACTS AWARDED BY COUNTRY OF ORIGIN OF THE TENDERERS
2008**

Country of Winning Tenderer: SWITZERLAND

Winning Tenderer	Op Country	OP Name	Contract Name	Sector	Contract Sign Date	Contract Type	Contract Method	Signed Contract Value (EUR)	EBRD Portion (EUR)
Association of Swiss Consultants	BOSNIA AND HERZEGOVINA	Power Distribution Reconstruction Project	EPRS - PIU Consultant Call Off VI	Power and Energy	25/01/2008	Consultant Services	Competitive	39,742	39,742
Association of Swiss Consultants	BOSNIA AND HERZEGOVINA	Power Distribution Reconstruction Project	EPHZHB - PIU Consultant - Call off 5	Power and Energy	15/01/2008	Consultant Services	Competitive	13,585	13,585
Association of Swiss Consultants	BOSNIA AND HERZEGOVINA	Power Distribution Reconstruction Project	EOBiH - PIU Consultant - Call Off 6	Power and Energy	07/01/2008	Consultant Services	Competitive	9,067	9,067
IRS Industries GmbH	SERBIA	Serbian Railways : Rollingstock	Lot 4: Supply of new freight wagons Series EANOSS with wooden floor	Transport	21/02/2008	Goods	Open	22,537,950	22,537,950
IRS Industries GmbH	SERBIA	Serbian Railways : Rollingstock	Lot 5: Supply of new freight wagons series EANOSS - (Z) with wooden floor	Transport	21/02/2008	Goods	Open	18,781,625	18,781,625
IRS Industries GmbH	SERBIA	Serbian Railways : Rollingstock	Lot 3: Supply of new freight wagons series EANOSS - (Z) with metal floor	Transport	21/02/2008	Goods	Open	15,025,300	15,025,300
AF-Colenco Ltd	SERBIA	EPS: Emergency Power Sector Reconstruction Loan	Technical Consultancy Services to Support PIU	Power and Energy	05/06/2008	Consultant Services	Single	49,860	49,860
Total :	7							56,457,129	56,457,129

Country of Winning Tenderer: TURKEY

Winning Tenderer	Op Country	OP Name	Contract Name	Sector	Contract Sign Date	Contract Type	Contract Method	Signed Contract Value (EUR)	EBRD Portion (EUR)
ONUR TAAHHUT TASIMACILIK ve TICARET LIMITED SIRKETI	UKRAINE	Ukraine Third Project "Kiev-Chop M06 Road Rehabilitation"	Contract 3 : Chainage km 259+592 to km 322+000	Transport	23/04/2008	Works	Open	81,918,020	81,918,020
Gulsan Construction Industry Tourism, Transportation and Trade Co.	UKRAINE	Ukraine Third Project "Kiev-Chop M06 Road Rehabilitation"	Contract 6 : Chainage km 128+100 to km 182+300	Transport	23/04/2008	Works	Open	76,101,564	76,101,564
Total :	2							158,019,585	158,019,585

Country of Winning Tenderer: UKRAINE

Winning Tenderer	Op Country	OP Name	Contract Name	Sector	Contract Sign Date	Contract Type	Contract Method	Signed Contract Value (EUR)	EBRD Portion (EUR)
JV OJSC South West Road Construction Company	UKRAINE	Ukraine Third Project "Kiev-Chop M06 Road Rehabilitation"	Contract 4 : Chainage km 234+000 to km 259+592	Transport	23/04/2008	Works	Open	25,891,231	25,891,231
Ukrainian-Moravian Heat Energy Company LLC	UKRAINE	UkrEsco II	K035 Modernisation of heat supply system	Country Team	02/07/2008	Supply & Installation	Shopping	749,992	749,992
Joint Ukrainian-Poland Company with Limited Liabilities "ASTRA"	UKRAINE	UkrEsco II	S023: Replacement of Saddle Tractors in SOBI LTD	Country Team	30/04/2008	Goods	Shopping	311,100	311,100
Donbass Termo LLC	UKRAINE	UkrEsco II	L006 Improvement of heating systems of buildings at "Landgut Broiler" CJSC, Rozovska Vil. Shahter Region, Donetsk Oblast	Country Team	29/04/2008	Supply & Installation	Open	236,756	236,756
Total :	4							27,189,080	27,189,080

Country of Winning Tenderer: UNITED KINGDOM

Winning Tenderer	Op Country	OP Name	Contract Name	Sector	Contract Sign Date	Contract Type	Contract Method	Signed Contract Value (EUR)	EBRD Portion (EUR)
------------------	------------	---------	---------------	--------	--------------------	---------------	-----------------	-----------------------------	--------------------

**CONTRACTS AWARDED BY COUNTRY OF ORIGIN OF THE TENDERERS
2008**

Winning Tenderer	Op Country	OP Name	Contract Name	Sector	Contract Sign Date	Contract Type	Contract Method	Signed Contract Value (EUR)	EBRD Portion (EUR)
Association Roughton International, TRL Ltd, Energoinvest d.d.	BOSNIA AND HERZEGOVINA	B&H: Regional Road Development Programme	Preparation of Feasibility Study and the Environment Impact Assessment for M-17.3 Buna-Neum: Section Neum-Stolac	Transport	03/11/2008	Consultant Services	Competitive	399,800	399,800
Mott MacDonald	BULGARIA	Plovdiv Water Investment Project	Contract 3&4- Implementation & Engineering Supervision, WWTP Consultant	Municipal & Env Inf	07/11/2008	Consultant Services	Competitive	477,372	477,372
Total :	2							877,172	877,172

Country of Winning Tenderer: UNITED STATES

Winning Tenderer	Op Country	OP Name	Contract Name	Sector	Contract Sign Date	Contract Type	Contract Method	Signed Contract Value (EUR)	EBRD Portion (EUR)
EnergyWorks North America, LLC	ROMANIA	Timisoara District Heating	Design and Supervision Consultant	Municipal & Env Inf	23/01/2008	Consultant Services	Competitive	499,695	218,354
Total :	1							499,695	218,354

Grand Total :	124							1,197,854,435	801,794,185
----------------------	------------	--	--	--	--	--	--	----------------------	--------------------

DISTRIBUTION OF TENDERS SUBMITTED BY COUNTRY OF OPERATIONS AND BY BUSINESS SECTOR

2008	<i>Unsuccessful tenders</i>				<i>Successful tenders</i>				<i>Aggregate</i>		
Report on Business Sector and Countries of Operations	Country Team	Municipal & Env Inf	Power and Energy	Transport	Total # of losing tenders submitted	Country Team	Municipal & Env Inf	Power and Energy	Transport	Total # of winning tenders submitted	Total # of Tenders Submitted
	ALBANIA				11	11				3	3
BOSNIA AND HERZEGOVINA		2	39	70	111		1	18	24	43	154
BULGARIA		15			15		5			5	20
CROATIA		19		7	26		4		3	7	33
GEORGIA		5			5		1			1	6
LITHUANIA		2			2		1			1	3
MONTENEGRO		11		4	15		2		3	5	20
POLAND		46			46		7			7	53
ROMANIA		30		10	40		15		2	17	57
RUSSIAN FEDERATION		17			17		7			7	24
SERBIA		27	3	16	46		5	2	7	14	60
UKRAINE	10		2	12	24	6		1	7	14	38
Total Activity in Countries of Operations	10	174	44	130	358	6	48	21	49	124	482

DISTRIBUTION OF TENDERS SUBMITTED BY COUNTRY OF ORIGIN OF THE TENDERERS AND BY COUNTRY OF OPERATIONS

Report on Countries of Operations and Country of Origin of the Tenderers	ALBANIA	BOSNIA AND HERZEGOVINA	BULGARIA	CROATIA	GEORGIA	LITHUANIA	MONTENEGRO	POLAND	ROMANIA	RUSSIAN FEDERATION	SERBIA	UKRAINE	Total # of unsuccessful tenders submitted	ALBANIA	BOSNIA AND HERZEGOVINA	BULGARIA	CROATIA	GEORGIA	LITHUANIA	MONTENEGRO	POLAND	ROMANIA	RUSSIAN FEDERATION	SERBIA	UKRAINE	Total # of successful tenders submitted	AGGREGATE TOTAL of tenders submitted	
AFGHANISTAN									1				1													0	1	
AUSTRIA	4	9	1	2			5		4		7	2	34	1	2					2				3	1	9	43	
AZERBAIJAN													0												1		1	1
BELGIUM				1									1														0	1
BOSNIA AND HERZEGOVINA		70											70		26					1							27	97
BULGARIA			9								1		10			4								2			6	16
CANADA		1											1														0	1
CROATIA	2	8		5			2			1			18		6		5										11	29
CZECH REPUBLIC											1		1												2		2	3
DENMARK				2	2				2				6														0	6
FINLAND		2		1									3														0	3
FRANCE		1	1	2	2		1		1		2		10				2						1		1		4	14
FYR MACEDONIA				2									2												1		1	3
GERMANY		3		5			2	4	3		4		21		1			1					2	1	1		6	27
GREECE	3		1						2		1		7														0	7
HUNGARY													0							1							1	1
ITALY	1	5	1	1					2		3	4	17	1									1				2	19
KUWAIT	1												1														0	1
LITHUANIA						2							2						1								1	3
LUXEMBOURG				1									1														0	1
MONTENEGRO							2						2							1							1	3
NETHERLANDS		1					1					1	3														0	3
NORWAY		1											1														0	1
POLAND		1						42			4		47								7						7	54
PORTUGAL		3							2				5														0	5
ROMANIA			1	1			1		17				20										12				12	32
RUSSIAN FEDERATION					1					15			16											7	1		8	24
SERBIA							1					19	20		1										1		2	22
SLOVAK REPUBLIC		1		1									2														0	2
SLOVENIA		1									1		2	1	1									3			5	7
SPAIN		1	1	2									4		2												2	6
SWEDEN									1				1														0	1
SWITZERLAND								1	1	2			4		3									4			7	11
TURKEY		2						2		1	5		10												2		2	12
UKRAINE												11	11												4		4	15
UNITED KINGDOM								2	1				3		1	1											2	5
UNITED STATES		1											1										1				1	2
Total Activity in Countries of Operations	11	111	15	26	5	2	15	46	40	17	46	24	358	3	43	5	7	1	1	5	7	17	7	14	14	124	482	

**DISTRIBUTION OF TENDERS SUBMITTED BY COUNTRY OF ORIGIN OF THE
TENDERERS AND BY BUSINESS SECTOR**

2008	<i>Unsuccessful tenders</i>				<i>Successful tenders</i>				<i>Aggregate</i>		
Report on Business Sector and Countries of Origin of Tenderers	Country Team	Municipal & Env Inf	Power and Energy	Transport	Total # of unsuccessful tenders submitted	Country Team	Municipal & Env Inf	Power and Energy	Transport	Total # of successful tenders submitted	Grand total
AUSTRIA		11	1	22	34		1		8	9	43
AZERBAIJAN					0				1	1	1
BOSNIA AND HERZEGOVINA		2	27	41	70		2	10	15	27	97
BULGARIA		10			10		6			6	16
CROATIA		7	4	7	18		2	3	6	11	29
CZECH REPUBLIC	1				1	2				2	3
DENMARK		6			6					0	6
FINLAND		1		2	3					0	3
FRANCE		7		3	10		2		2	4	14
FYR MACEDONIA				2	2				1	1	3
GERMANY		13	3	5	21	1	3	1	1	6	27
GREECE		2		5	7					0	7
HUNGARY					0		1			1	1
ITALY		4		13	17		1		1	2	19
LITHUANIA		2			2		1			1	3
LUXEMBOURG		1			1					0	1
MONTENEGRO				2	2				1	1	3
NETHERLANDS		1		2	3					0	3
NEW ZEALAND					0					0	0
NORWAY				1	1					0	1
POLAND		45	1	1	47		7			7	54
PORTUGAL			3	2	5					0	5
ROMANIA		18		2	20		11		1	12	32
RUSSIAN FEDERATION		16			16		7	1		8	24
SERBIA		12	1	7	20			1	1	2	22
SLOVAK REPUBLIC				2	2					0	2
SLOVENIA		1		1	2		2	1	2	5	7
SPAIN		3		1	4				2	2	6
SWEDEN		1			1					0	1
SWITZERLAND		4			4			4	3	7	11
TURKEY		2	2	6	10				2	2	12
UKRAINE	9		2		11	3			1	4	15
UNITED KINGDOM		3			3		1		1	2	5
UNITED STATES				1	1		1			1	2
Total Activity in Sectors	10	174	44	130	358	6	48	21	49	124	482

**Contracts for Nuclear Safety Department Managed Funds
(January - December 2008)**

Name of Fund	Op Name	Contract ID	Contract Name	Winning Tenderer	Country of Winning Tenderer	Operation Country	Contract Sign Date	Contract Type	Contract Method	Signed Contract Value €
Bohunice International Decommissioning Support Fund (BIDSF)	BIDSF 9	30582	DECOMMISSIONING DATABASE	Energiewerke Nord GmbH	GERMANY	Slovak Republic	30/06/08	Consultant Services	Competitive	2,371,822
	BIDSF 14	30581	CONSULTANCY SERVICES BETWEEN SEPS AND PINSENT MASONS SOLICITORS	Pinsent Masons Solicitors	UNITED KINGDOM	Slovak Republic	07/07/08	Consultant Services	Single	20,410
	BIDSF 12	31901	CONSULTANCY FOR OBTAINING THE DECOMMISSIONING LICENSE	VUJE a.s.	SLOVAK REPUBLIC	Slovak Republic	28/08/08	Consultant Services	Competitive	3,395,848
	BIDSF 14	31743	PMU CONSULTANCY	DECON Deutsche Energie-Consult Ingenieurgesellschaft mbH	GERMANY	Slovak Republic	16/09/08	Consultant Services	Competitive	272,513
Total BIDSF		4								6,060,593
Chernobyl Shelter Fund (CSF)	Chernobyl Shelter Fund: Stabilization Measures	28916	Enhancement of OS Safety (Repair of Lightweight Roof, Arrangement of Physical Protection along Acces	Closed Joint Stock Company "Atomstroyexport"	RUSSIAN FEDERATION	Ukraine	10/01/08	Works	Single	2,215,939
	Chernobyl Shelter Fund: Phase I Implementation	29263	Design and Installation of SRAW Monitoring Unit in the Laydown Area	Corporation "Ukrtransbud"	UKRAINE	Ukraine	07/03/08	Works	Single	40,034
	Chernobyl Shelter	29641	NSC Site	DE	UKRAINE	Ukraine	03/04/08	Works	Open	8,535,811

**Contracts for Nuclear Safety Department Managed Funds
(January - December 2008)**

Name of Fund	Op Name	Contract ID	Contract Name	Winning Tenderer	Country of Winning Tenderer	Operation Country	Contract Sign Date	Contract Type	Contract Method	Signed Contract Value €
	Fund: Early Biddable Projects		Preparation. Clearance, Area Levelling and Excavation Activities for Foundations Construct	"UTEM-Engineering" of OJSC "UTEM"						
Chernobyl Shelter Fund (CSF)	Chernobyl Shelter Fund: Phase I Implementation	31523	Fixing the Board of Multi Channel WBC Analyzer FASTSCAN and Supply of Additional Equipment	Canberra Packard Central Europe GmbH	AUSTRIA	Ukraine	27/10/08	Goods	Single	9,912
	Chernobyl Shelter Fund: Project Insurance	31581	Excess Professional Indemnity Insurance	Willis Ltd (Broker) ASKA Ukrainian Joint-Stock Insurance Company	UNITED KINGDOM	Ukraine	29/10/08	Consultant Services	Single	11,621,059
	Chernobyl Shelter Fund - Grant 009	31881	Relocation and Re-installation of Protection Equipment on the part West of SSE CHNPP guarded perimet	Chernobyl Center for Nuclear Safety Radioactive Waste and Radioecology	UKRAINE	Ukraine	10/11/08	Works	Shopping	111,434
	Chernobyl Shelter Fund: Phase I Implementation	32861	Supply of Personal Protection Equipment for Workers	Company "AV Center" Ltd	UKRAINE	Ukraine	01/12/08	Goods	Shopping	74,920
Total CSF		7								22,609,109

**Contracts for Nuclear Safety Department Managed Funds
(January - December 2008)**

Name of Fund	Op Name	Contract ID	Contract Name	Winning Tenderer	Country of Winning Tenderer	Operation Country	Contract Sign Date	Contract Type	Contract Method	Signed Contract Value €
Ignalina International Decommissioning Support Fund (IIDSF)	Ignalina NPP Decommissioning Support Investment Packages - Solid Waste Management and Storage Facility	33001	Adjudicator services for B2/3/4 project	Mr Peter H J Chapman	UNITED KINGDOM	Lithuania	01/12/08	Consultant Services	Single	9,778
Total IIDSF		1								9,778
Kozloduy International Decommissioning Support Fund (KIDSF)	Kozloduy IDSF - Grant No. 5	29984	OPTIMISATION OF THE DISCHARGE MONITORING SYSTEM	VF, a.s.	CZECH REPUBLIC	Bulgaria	18/02/08	Supply & Installation	Open	965,179
	Kozloduy IDSF - Grant No. 13	29241	PROCUREMENT CONSULTANCY SERVICES TO ASSIST PIU	WorleyParsons Europe Energy Services Ltd	UNITED KINGDOM	Bulgaria	07/04/08	Consultant Services	Single	46,950
	Kozloduy IDSF	29963	ASSISTANCE TO THE BULGARIAN NUCLEAR REGULATORY AGENCY IN DECOMMISSIONING	Riskaudit GRS/IRSN International	FRANCE	Bulgaria	22/04/08	Consultant Services	Single	3,798,460
	Kozloduy IDSF - Grant No. 26	29743	PROCUREMENT CONSULTANCY SERVICES TO ASSIST PIU	SIMLOGIC EOOD	BULGARIA	Bulgaria	29/04/08	Consultant Services	Single	16,100

Contracts for Nuclear Safety Department Managed Funds
(January - December 2008)

Name of Fund	Op Name	Contract ID	Contract Name	Winning Tenderer	Country of Winning Tenderer	Operation Country	Contract Sign Date	Contract Type	Contract Method	Signed Contract Value €
Kozloduy International Decommissioning Support Fund (KIDSF)	Kozloduy IDSF	29141	PIU CONSULTANCY SERVICES	MTK-2000 Ltd	BULGARIA	Bulgaria	30/04/08	Consultant Services	Single	16,975
	Kozloduy IDSF - Grant No. 12	30002	PROCUREMENT CONSULTANCY SERVICES TO ASSIST PIU	Poyry Energy Ltd	SWITZERLAND	Bulgaria	09/05/08	Consultant Services	Competitive	95,000
	Kozloduy IDSF - Grant No. 5	30219	SUPPLY FOR ADDITIONAL MONITORS FOR GAMMA MONITORING	TUVI EOOD	BULGARIA	Bulgaria	05/06/08	Goods	Shopping	69,870
	Kozloduy IDSF	29961	PROCUREMENT CONSULTANCY SERVICES TO ASSIST PIU	Infraproject Consult Ltd	BULGARIA	Bulgaria	16/06/08	Consultant Services	Single	24,470
	Kozloduy IDSF - Grant No. 5	31326	CORE SAMPLES LABORATORY ANALYSIS - ASSESSMENT OF REMAINING LIFETIME OF BUILDINGS	NOVOSTROY CONTROL Ltd	BULGARIA	Bulgaria	26/06/08	Consultant Services	Single	2,800
	Contribution in the construction of the gas distribution network in town Dimitrovgrad,	30182	PIU CONSULTANCY SERVICE	LEGA INFRAGROUP LTD	BULGARIA	Bulgaria	01/07/08	Consultant Services	Single	38,720

Contracts for Nuclear Safety Department Managed Funds
(January - December 2008)

Name of Fund	Op Name	Contract ID	Contract Name	Winning Tenderer	Country of Winning Tenderer	Operation Country	Contract Sign Date	Contract Type	Contract Method	Signed Contract Value €
	Chirpan and Rakovski									
Kozloduy International Decommissioning Support Fund (KIDSF)	Contribution in the installation of the natural gas supply system in town Etropole without construction of high pressure gas branch	31325	PIU CONSULTANCY SERVICES - TASKS: TENDER EVALUATION, CONTRACTING PROCEDURES, MONITORING IMPLEMENTATI	TUV Bulgaria Ltd	BULGARIA	Bulgaria	01/07/08	Consultant Services	Single	20,480
	Kozloduy IDSF - Grant No. 7	30225	REHABILITATION OF PUBLIC BUILDING - LOT 2	Enemona SA	BULGARIA	Bulgaria	27/07/08	Supply & Installation	Open	5,752,159
	Kozloduy IDSF - Grant No. 12	30227	FIDIC ENGINEER CONSULTANCY SERVICE	"PARSONS BRINCKERHOFF Ltd & STROYCONTROL-KK Ltd"	BULGARIA	Bulgaria	28/07/08	Consultant Services	Competitive	1,096,905
	Kozloduy IDSF - Grant No. 7	30226	REHABILITATION OF PUBLIC BUILDINGS LOT 1	Hydrostroy AD	BULGARIA	Bulgaria	29/07/08	Supply & Installation	Open	2,795,582
	Kozloduy IDSF - Grant No. 7	30224	CONSULTANCY SERVICES FOR SUPERVISION OF THE IMPLEMENTATION, SIGNING OF THE	Bulgarian Consulting Center (BCC), Bulgaria	BULGARIA	Bulgaria	13/08/08	Consultant Services	Competitive	90,272

**Contracts for Nuclear Safety Department Managed Funds
(January - December 2008)**

Name of Fund	Op Name	Contract ID	Contract Name	Winning Tenderer	Country of Winning Tenderer	Operation Country	Contract Sign Date	Contract Type	Contract Method	Signed Contract Value €
			DISBURSEMENT AND EVALUATI							
Kozloduy International Decommissioning Support Fund (KIDSF)	Kozloduy IDSF - Grant No. 27	30723	PIU CONSULTANT - "CONTRIBUTION IN HEATING PLANT ON THE BASIS OF WOOD BIOMASS AND DEVELOPMENT OF HEAT	ENERGY PRO EOOD	BULGARIA	Bulgaria	21/08/08	Consultant Services	Single	22,850
	Implementation and Management of the Rehabilitation of the Sofia District Heating Network	30843	SUPPLY OF 703 DISTRICT HEATING SUBSTATIONS AND ASSOCIATED SERVICES (LOTS 1, 2 AND 3)	Energoremont Holding AD	BULGARIA	Bulgaria	16/09/08	Supply & Installation	Open	3,845,571
	Kozloduy IDSF - Grant No. 15	31781	LOT 1 REHABILITATION OF STREET LIGHTING SYSTEM IN MUNICIPALITIES	HIT OOD	BULGARIA	Bulgaria	16/09/08	Supply & Installation	Open	2,090,365
	Kozloduy IDSF - Grant No. 15	30233	CONSULTANCY SERVICE FOR THE SUPERVISION OF THE STREET LIGHTING PROJECT (SL)	Plejades Independent Experts Bulgaria OOD, Bulgaria	BULGARIA	Bulgaria	16/10/08	Consultant Services	Competitive	91,900
	Kozloduy IDSF -	30232	REHABILITATION OF	Dimov Company	BULGARIA	Bulgaria	31/10/08	Supply &	Open	3,004,391

**Contracts for Nuclear Safety Department Managed Funds
(January - December 2008)**

Name of Fund	Op Name	Contract ID	Contract Name	Winning Tenderer	Country of Winning Tenderer	Operation Country	Contract Sign Date	Contract Type	Contract Method	Signed Contract Value €
	Grant No. 15		MUNICIPALITY STREET LIGHTING	EOOD				Installation		
Total KIDSF		20								23,884,999
Northern Dimension Environmental Partnership: Nuclear Window (NDEP NW)	NDEP Fund 4	29341	INTERNATIONAL CONSULTANCY SERVICES TO THE PROJECT MANAGEMENT UNIT	Nuvia Limited	UNITED KINGDOM	Russian Federation	22/04/08	Consultant Services	Single	374,291
Total NDEP NW		1								374,291
Nuclear Safety Account (NSA)	Chernobyl Nuclear Safety Project - Grant No 006	29021	LEGAL SERVICES	Pinsent Masons Solicitors	UNITED KINGDOM	Ukraine	07/04/08	Consultant Services	Single	114,941
	Chernobyl Nuclear Safety Project - Grant No 006	29921	CHAMBER OF COMMERCE AUDIT OF EQUIPMENT AND MATERIALS PASSED FROM AREVA (CONTRACTOR) TO STATE ENTERPR	The Chernigov Regional Chamber of Commerce and Industry	UKRAINE	Ukraine	08/04/08	Services	Shopping	4,353
	Chernobyl Nuclear Safety Project - Grant No 006	30681	DESIGN OF LRTP FACILITY	Open Joint Stock Company Kiev Research and Design Institute "Energoproject"	UKRAINE	Ukraine	11/04/08	Consultant Services	Single	387,160
Total NSA		3								506,454

Contracts for Nuclear Safety Department Managed Funds
(January - December 2008)

Name of Fund	Op Name	Contract ID	Contract Name	Winning Tenderer	Country of Winning Tenderer	Operation Country	Contract Sign Date	Contract Type	Contract Method	Signed Contract Value €
Grand Total		36								53,445,224