

ANNUAL PROCUREMENT REVIEW

2010

**Prepared by
The Procurement Department
May 2011**



European Bank
for Reconstruction and Development

Executive Summary

This report, prepared by the Procurement Department (PD), reviews public sector procurement contracts signed in 2010, funded by the Bank and procured by the Bank's clients. As in 2009, a section is included on the procurement activities of the Nuclear Safety Department (NSD). This report includes the consultancy contracts financed under public sector Bank financing (also included in the report on *Engagement of Consultants* issued by the Consultancy Services Unit (CSU)). It does not cover consultancy contracts for the Bank's own needs, those financed through TC, or those awarded by the Office of the General Counsel.

- In 2010, both the total signed contract value and the number of transactions increased significantly in comparison to 2009. A total of 113 contracts worth €1,659 million were signed, with EBRD's financing totalling €1,028 million (excluding contracts administered by NSD). This compares with 75 contracts valued at €375 million in 2009, indicating a substantial increase of 342% in the total contract value for 2010.
- Contracts for the Transport, Municipal and Environmental Infrastructure and Power and Energy projects accounted for €1,656 million, representing 96.5% of all contracts signed by number and 99.8% of all contracts by value during 2010.
- The total value of contracts resulting from open tendering procedures in 2010 was €1,196 million, representing 72.1% of the total contract value. It should be noted that contracts amounting to €443 million have been procured using alternative procurement procedures as approved by the Board of Directors under the Bank's Procurement Policies and Rules (PP&R) included under paragraph 2.4. If the contracts procured under alternative procurement procedures are deducted from the total value, the value of contracts resulting from open tendering would represent 98.3%.
- 2010 saw an increase in the level of interest in tendering from countries of operations (2010: 63% of all tenders submitted, 2009: 57%).
- In 2010, entities from the Bank's countries of operations won 68% of all contracts, in total worth €1,146 million (69% of the total contract value). This represents an increase in terms of number of contracts won and in particular in terms of the total contract value compared to 2009 (66.7% and 51.3% respectively).
- In 2010, the six most successful tendering countries in terms of highest contract value were, in descending order: Turkey, the Russian Federation, Georgia, India, Germany and Austria, which together won a total of €1,361 million or 82% of the total contract value. The four most successful tendering countries in terms of number of contracts were: the Russian Federation (21), Bosnia and Herzegovina (14), Germany (11) and Austria (9).
- In 2010, 56 contracts worth €81 million were signed under the six nuclear safety and decommissioning funds managed by the Bank's Nuclear Safety Department. This may be compared with 2009, when 61 contracts worth €488 million were signed, indicating a decrease of 8.2% in the number of contracts processed and 83.4% in the total contract value.

- PD handled sixteen procurement complaints and four concerns for Bank financed or administered contracts during the course of 2010, as compared to the nine procurement complaints and five concerns in 2009.
- The following can be noted from this report:

Firms from a number of countries that are shareholders of the Bank do not appear in the statistics as they have not been awarded contracts.

It should in this context be noted that the majority of the contracts financed by the Bank are works and supply & installation contracts which by their nature will require a substantial local participation. Usually this can be achieved by either establishing a formal cooperation with local firms (such as consortium or joint venture) or by registering a foreign firm locally or buying already existing local outfits. Nationality of a consortium will only be registered in the Bank's statistics based on the lead firm's nationality and local firms with foreign ownership will still be registered as local (example Siemens LLP is a Kazak firm registered in Kazakhstan).

Another example of how the statistics in this report may be influenced by the above factors is, a Georgian firm tendering as a lead partner in a consortium with a foreign firm won a high value contract in Georgia (€19 million) which makes Georgia highly successful in the statistics presented in this report.

It is also clear from the report that there is an obvious correlation between the level of participation in tenders and the number of contracts won (Example; entities from the Russian Federation submitted 53 tenders and won 21 contracts and firms from the USA submitted only one tender without success).

Firms from countries that are not shareholders of the Bank are also participating and are being successful in Bank financed projects. As an example, firms from India won three large value contracts in the Power and Energy sector clearly reflecting Indian firm's strength in this sector.

Table of Contents

1. Introduction.....	5
2. Analysis of Public Sector Procurement Data	6
2.1 Volume and Nature of Contracts	6
2.2 Analysis by Sector	9
2.3 Analysis by Country of Operations.....	10
2.4 Analysis by type of contract	13
2.5 Analysis of contract award by country of origin of the tenderers.....	15
2.6 Contract Award Process.....	14
2.7 Level of Participation.....	15
2.8 Public Sector Procurement under Sub-Sovereign Loans	21
2.9 Nuclear Safety Department.....	21
3. Compliance and Integrity.....	23
3.1 Complaints and Concerns	22
3.2 Prohibited Practices	26
3.3 Independent Procurement Reviews.....	26

Annexes:

- 1) Listing of Contracts by Country of Operations (Value in €)
- 2) Awards by Country of Origin of the Tenderers (Value in €)
- 3) Awards by Country of Origin of the Tenderers (Number)
- 4) Awards by Country of Origin of the Tenderers (Value in €by Contract Type)
- 5) Awards by Country of Origin of the Tenderers (Value in €by Procurement Method)
- 6) Contracts Awarded by Country of Origin of the Tenderers
- 7) Distribution of Tenders Submitted by Country of Operations and by Business Sector
- 8) Distribution of Tenders Submitted by Country of Origin of the Tenderers and by Country of Operations
- 9) Distribution of Tenders Submitted by Country of Origin of the Tenderers and by Business Sector
- 10) Listing of contracts for the Nuclear Safety Department

Annual Procurement Review 2010

1. Introduction

This report, prepared by the Procurement Department (PD), reviews public sector procurement contracts signed in 2010, funded or administered by the Bank and procured by the Bank's clients. As in 2009, a section is included on the procurement activities of the Nuclear Safety Department. This report includes the consultancy contracts financed under public sector loan financing. It does not cover consultancy contracts for the Bank's own needs, those financed through TC funding, or those awarded by the Office of the General Counsel. Information on these other consultancy services contracts is provided in the report on *Engagement of Consultants by the EBRD* issued by the Consultancy Services Unit (CSU), and information on contracts for goods and services for the Bank's own needs is provided in the *Annual Corporate Procurement Review*, issued by the Corporate Procurement Unit (CPU).

Annexes 1 to 10 of the *Annual Procurement Review 2010* report contain the statistical data for these public sector procurement contracts during 2010. The analysis of the data, as well as the main procurement issues considered in 2010 through the activities of PD, can be found in the main body of this report. The report (section 1-3) as well as the annexes will be published on the Bank's website once the report has been reviewed by the Audit Committee.

It should be noted that the analysis provided in this report is based on statistics received by extracting data from the Bank's Contract Review and Award database on 28 February 2011. Contracts signed in 2010 can still be entered into the database after this date but are not included in this analysis for practical reasons. One contract for the supply of goods for the amount of €0.2 million was signed in 2010 but only entered into the database after 28 February 2011.

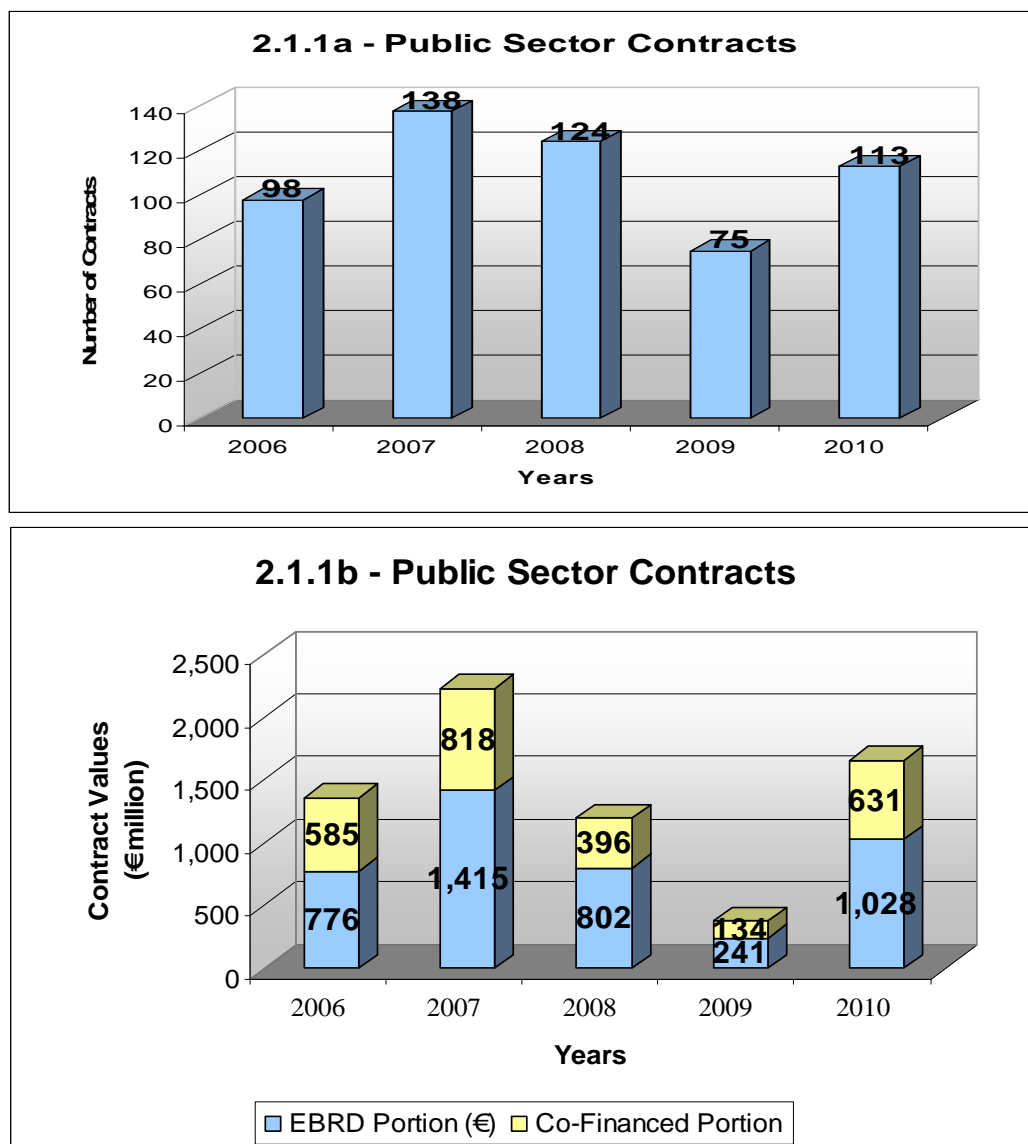
2. Analysis of Public Sector Procurement Data

2.1 Volume and Nature of Contracts

In 2010, the total signed contract value and the number of contracts increased in comparison to 2009. In 2010, 113 contracts were signed in total. The total value of these contracts came to € 1,659 million for which EBRD's own financing totalled €1,028 million (see Annex 1 for the listing of contracts by country of operations). In comparison to 2009, this represents an increase both in terms of the number of signed contracts (by 51%) and of the total signed contract value (by 342%).

Table 2.1.1a illustrates the number of public sector contracts signed between 2006 and 2010. Table 2.1.1b demonstrates the overall contract value as well as the portion financed by the EBRD. Over the past five years, a total of 548 contracts have been signed with a total value of €6,826 million of which the EBRD financed €4,749 million.

Table 2.1.1 Annual Value of Public Sector Contract Awards (2006-2010)

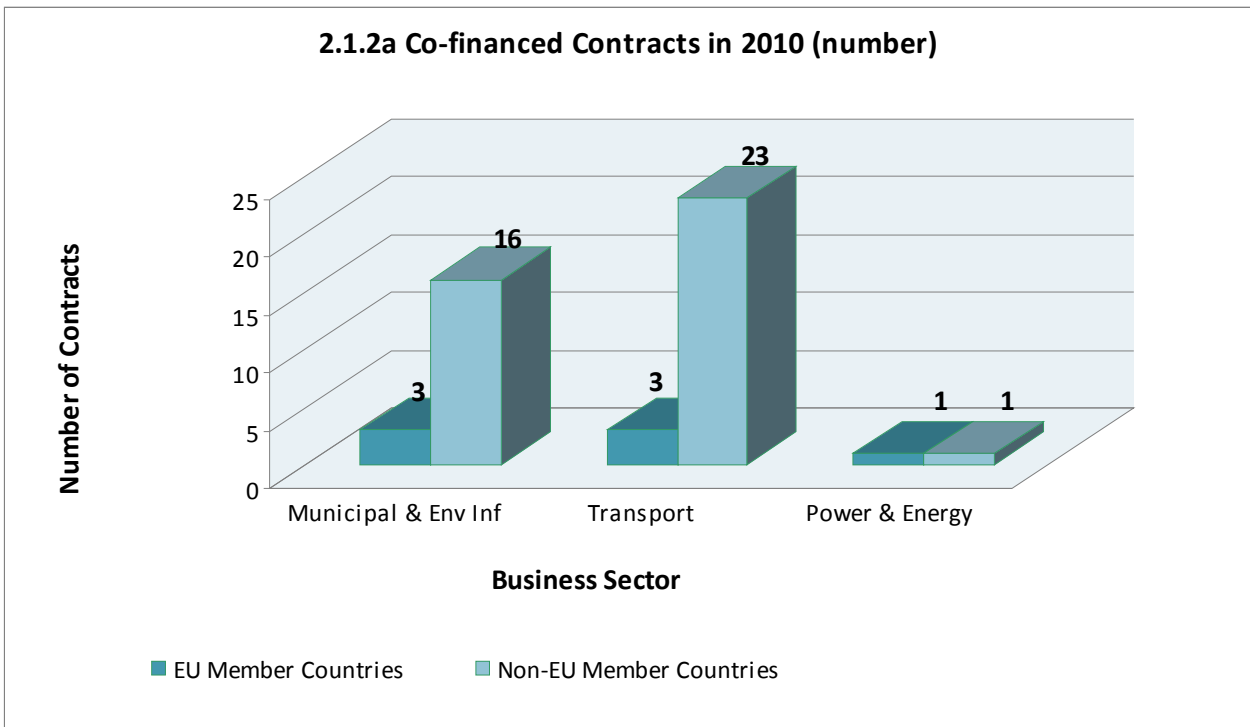


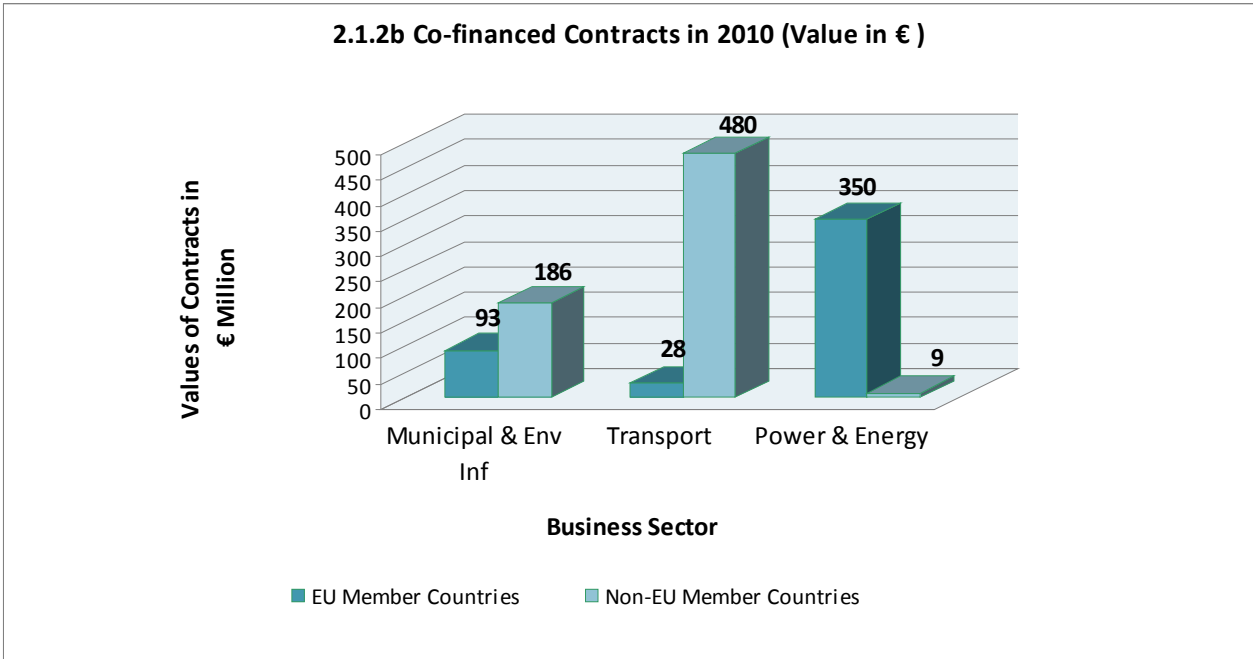
Co-Financing

Of the total contract value of €1,659 million in 2010, the EBRD financed €1,028 million while the balance of €631 million was provided by other sources, either other financial institutions (IFIs, EU Agencies, commercial banks, bilateral donors) or the borrowers themselves. In comparison to 2009, a 371% increase of the total value provided by other sources can be found. In 2010, 47 of the 113 contracts (42%) were co-financed in comparison with 33 out of the 75 contracts (44%) in 2009. The value of the 47 contracts in which co-financing was present came to €1,146 million and the EBRD's portion of these represents €15 million.

Table 2.1.2 presents the distribution of the 47 co-financed contracts in 2010, in EU member countries and non-EU member countries. Co-financed contracts in EU member countries represented 9% of the total number of co-financed contracts and 39% of the total value of all co-financed contracts. The sector with the highest co-financed contractual activity both in terms of the number of contracts and the highest overall value was the Transport Sector. In this sector 26 co-financed contracts worth €508 million (44% of the overall co-financed contract value) were signed during 2010. In the transport sector all of the co-financed contracts were signed in non-EU member countries. In the Municipal & Environmental Infrastructure (MEI) sector, 19 co-financed contracts were signed, which had an overall value of €279 million. The majority of these co-financed contracts were signed in non-EU member countries (16 out of 19). In the Power and Energy sector, 2 co-financed contracts were signed, which had an overall value of €59 million. One of these co-financed contracts was signed in a non-EU member countries and the other one in a EU member country.

Table 2.1.2 Distribution of Co-financed Public Sector Contracts during 2010





In 2010, the average overall contract value was €14.7 million and the average EBRD financing was €9.1 million per contract. This represents a substantial increase of 184% compared to the average EBRD financing reported in 2009, where the EBRD financing averaged €3.2 million per contract. In 2010, there were 28 contracts in which the total signed contract value was greater than €10 million, 16 of which had a total signed contract value of more than €20 million. In 2010, there were 20 contracts in which EBRD financing was greater than €10 million, 12 of which had EBRD financing of more than €20 million. The largest co-financed contract was the Latvenergo Riga CHP-2 contract in Latvia. This supply and installation contract had a value of €350 million for which EBRD provided financing of €150 million (43% of the total contract value). Notably, this contract was not procured in accordance with the Bank's PP&R but following national procedures as approved by the Board.

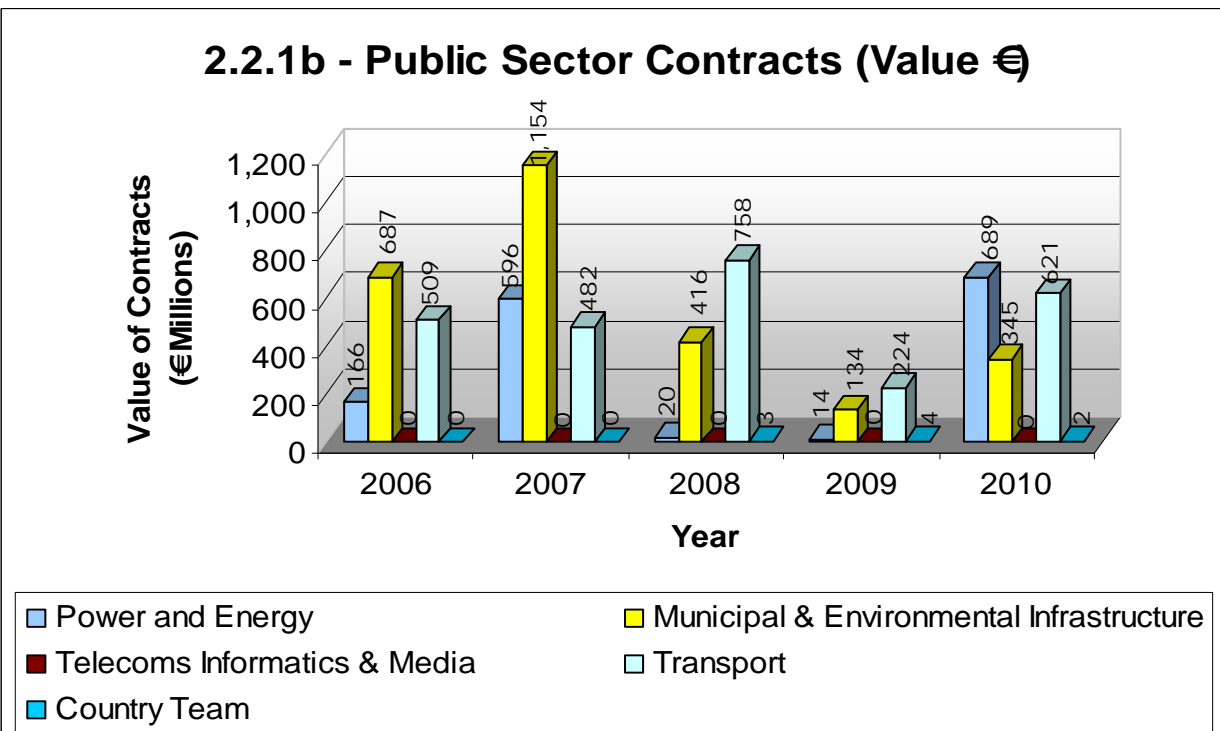
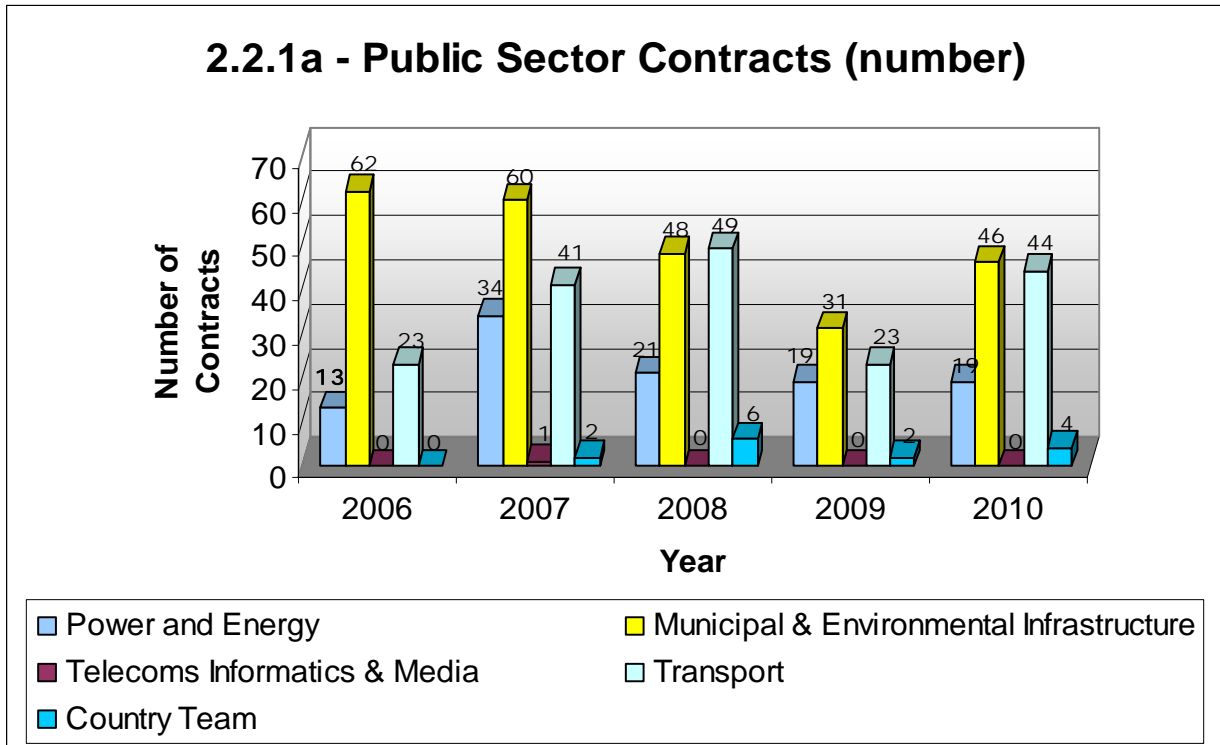
In 2010, only two contracts worth €2.5 million (or 0.15%) were 100% financed by other parties but administered by the EBRD. Both of these transactions are included in the total figures of this report. Their awards followed the application of the Bank's Procurement Policies and Rules (PP&R). The first of these contracts was signed under the Kutaisi Water Project in Georgia and was valued at €1.09 million. This contract was collectively financed by the Swedish International Development Authority, the Millennium Challenge Corporation in Washington DC and the Municipality of Tbilisi City. The second contract was the Khujand Water Supply Improvement Project in Tajikistan valued at €1.45 million which was financed by a SECO Grant.

2.2 Analysis by Sector

Cumulative 2006-2010 data overview

Tables 2.2.1 a and b illustrate the overall contract value and the number of public sector contracts signed between 2006 and 2010, by Business Sector. With a total number of 247 contracts worth €2,736 million, the MEI sector had the highest contractual activity both in terms of number and value over the past five years. The MEI sector is followed by the Transport Sector in which there were a total of 180 contracts with a contract value of €2,594 million.

Table 2.2.1 Annual Number and Value of Public Sector Contract Awards by Business Sector (2006-2010)



2010 analysis

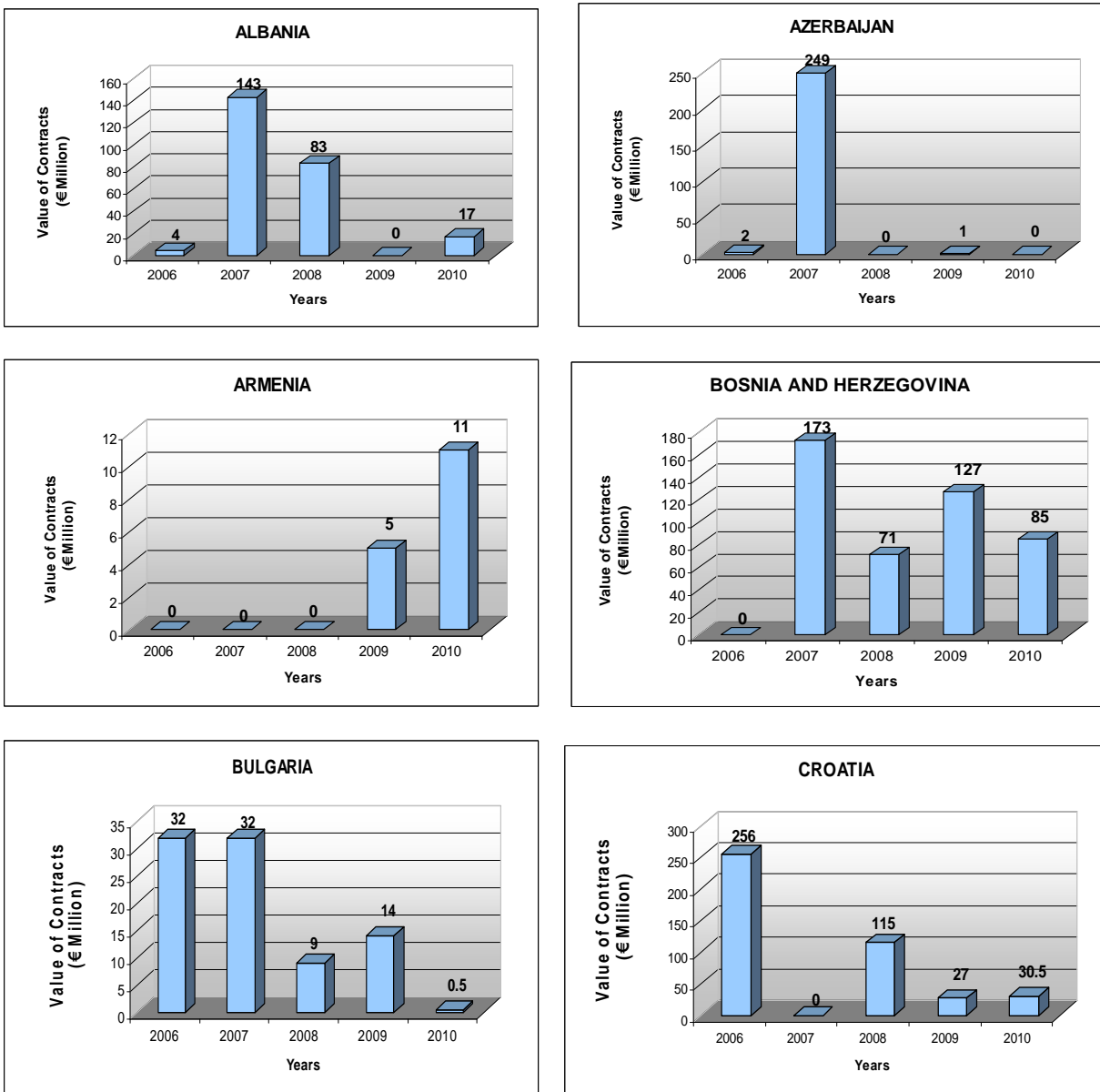
In 2010, the sector with the highest public sector contractual activity in terms of number was MEI, with 41% of the total number of contracts. In terms of contract value the Power and Energy sector was the highest with 42% of the overall contract value.

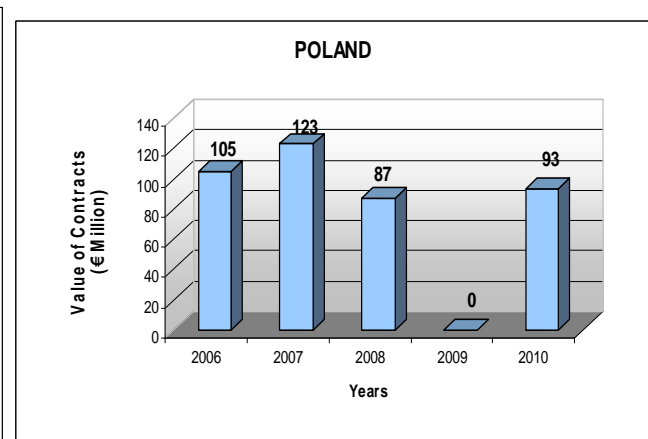
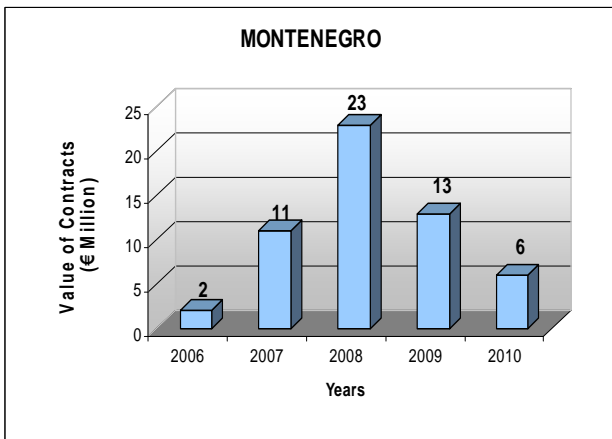
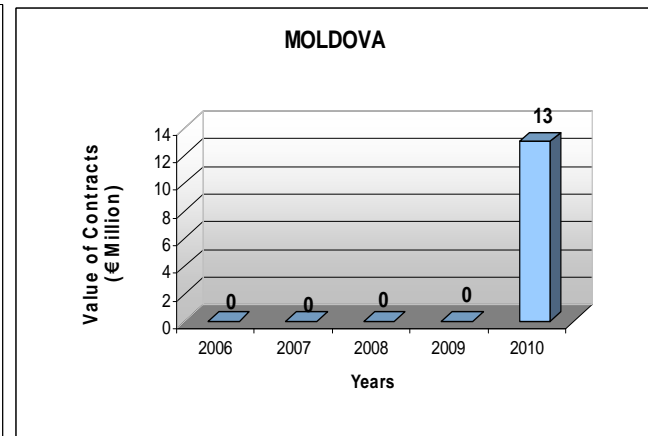
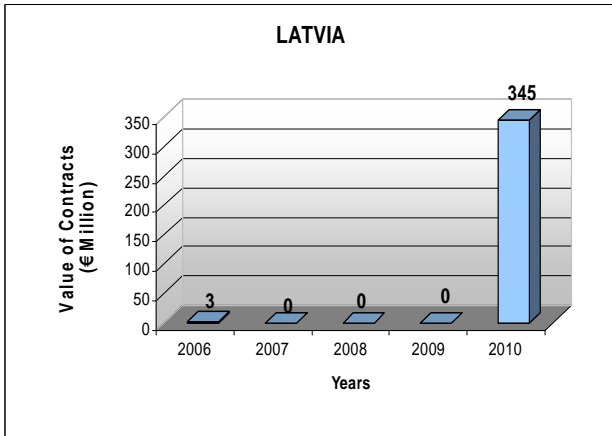
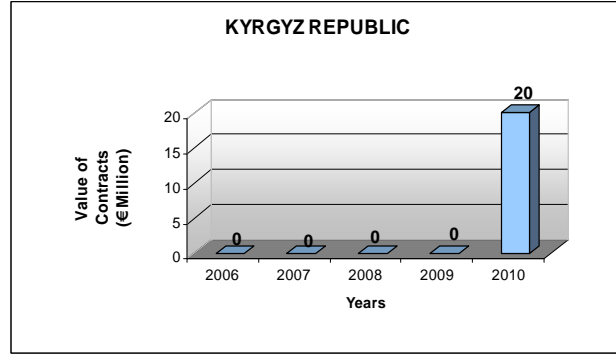
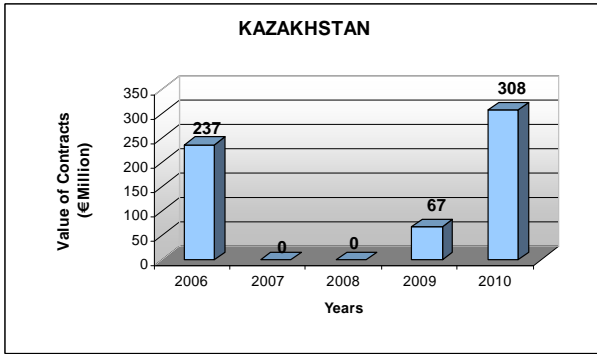
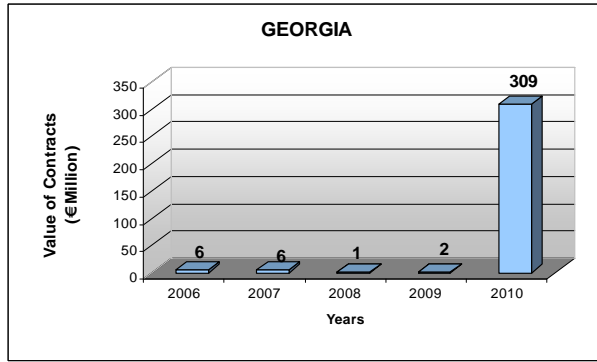
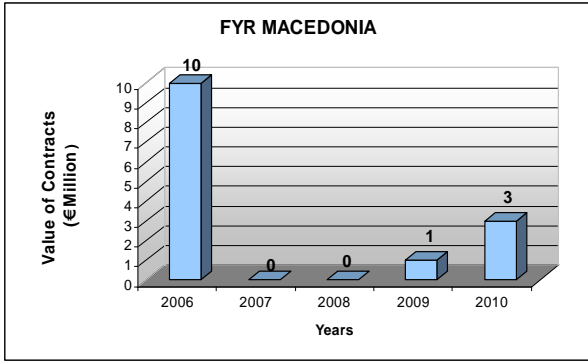
2.3 Analysis by Country of Operations

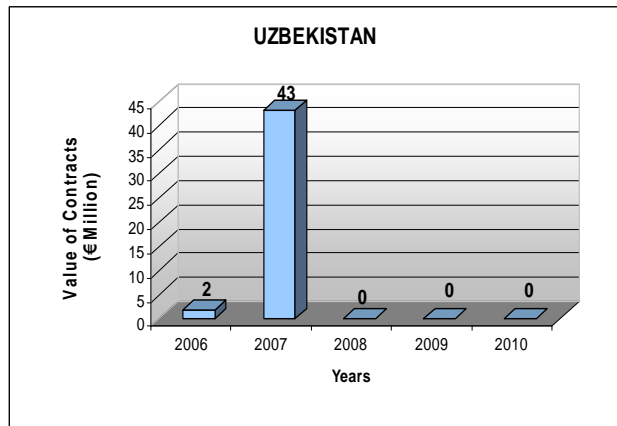
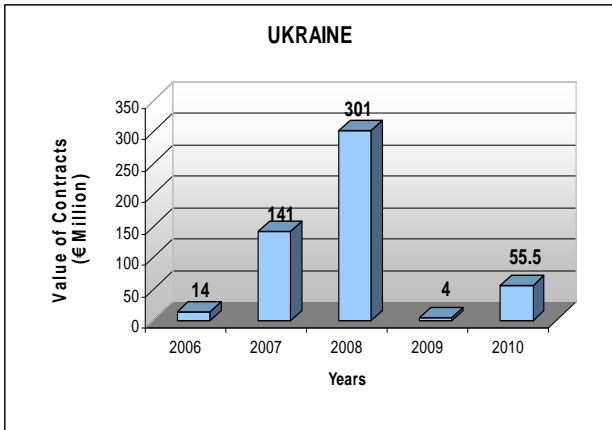
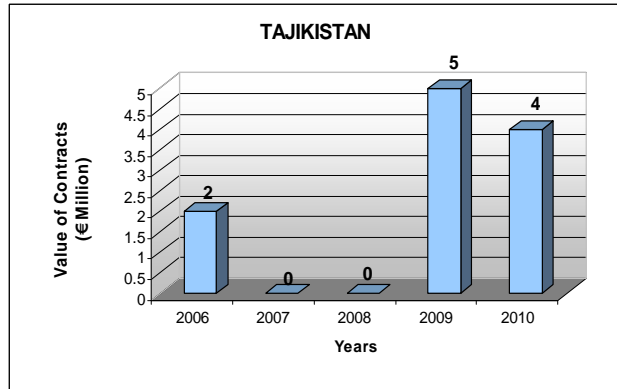
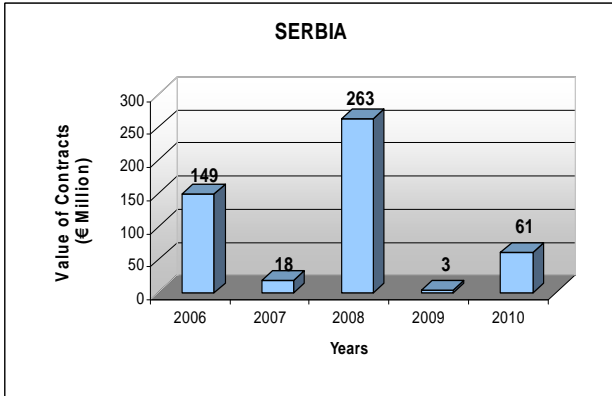
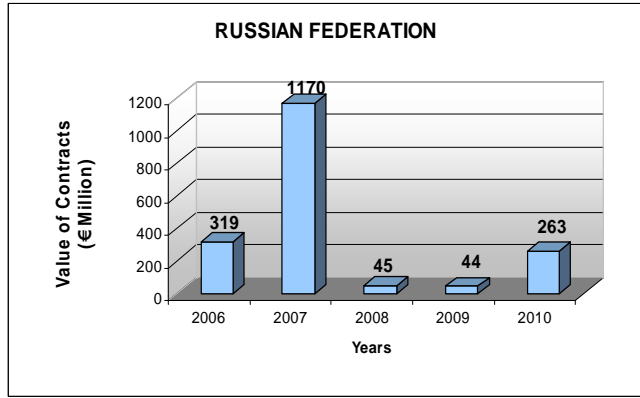
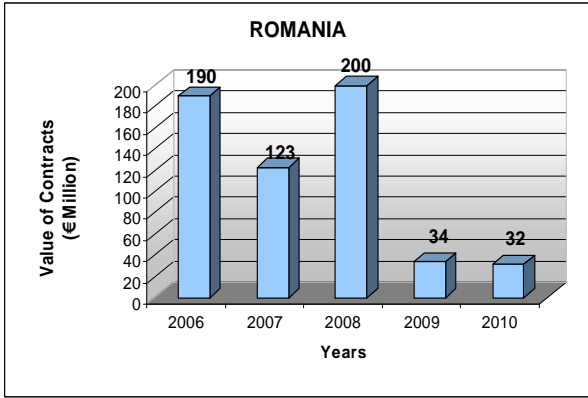
Cumulative 2006-2010 data overview

Table 2.3.1 illustrates the distribution of contracts signed between 2006 and 2010 in the countries of operations by contract value. During the past five years the countries with the highest total amount of contract value were, in descending order: the Russian Federation (€1,865 million), Romania (€749 million), Poland (€572 million), Ukraine (€562 million) and Serbia (€500 million). The contracts in these five countries add up to €4,248 million which represents 62% of the overall total contract value of the past five years. From 2006 to 2010, no public sector contracts were financed in Belarus, Estonia, Hungary, Mongolia, Slovak Republic, Slovenia and Turkmenistan.

Table 2.3.1 Public Sector Contract Awards in the Countries of Operation by value (2006-2010)*







* To add clarity, the total contract values have been rounded to millions of Euros. Therefore, contract values below €450,000 are not shown. These include: FYR Macedonia (€73,610 in 2007), Kazakhstan (€30,841 in 2007), Montenegro (€121.8 in 2008), the Russian Federation (€98.9 in 2008), Serbia (€24.9 in 2008), and Tajikistan (€04,188 in 2007).

2010 analysis

Public sector contracting activity in 2010 was spread across 18 countries of operations. The five countries with the highest contractual activity in terms of the number of contracts signed were the Russian Federation (19), Bosnia & Herzegovina (19), Romania (12), Georgia (12) and Kazakhstan (11). These 73 contracts represented nearly 64.6% of all contracts signed.

The five countries with the highest contractual activity in terms of value, in millions of euros, are Latvia (€350), Georgia (€343), the Russian Federation (€263), Poland (€93), and Bosnia and Herzegovina (€85). With a total signed value of €1,134 million, these contracts represent 68% of the total signed contract value in 2010.

2.4 Analysis by type of contract

Table 2.4.1 gives the distribution of contracts by size and by type. The 55 works contracts represent the largest value by contract type (48% of the overall contract value) whilst the largest proportion in value financed by EBRD can be found in the Supply and Installation contract type (€07 million out of €18).

Table 2.4.1 Distribution of Contracts by Size and Type (2010)

Size/Number by Type (€M)	Consultant Services	Goods	Services	Supply & Installation	Works	Total
0~0.2	9	6	1		1	17
0.2~1	4	7		3	8	22
1~5	3	2		4	27	36
>5	1	5		13	19	38
Total	17	20	1	20	55	113
Total Value(€)	19,853,743	116,488,925	88,797	717,917,700	804,445,019	1,658,794,184
Average Value(€)	1,167,867	5,824,446	88,797	35,895,885	14,626,273	n/a
EBRD Portion (€)	16,041,349	55,068,573	73,701	506,630,569	449,786,152	1,027,600,344

2.5 Analysis of contract award by country of origin of the tenderers

Annex 2 provides a distribution by country of origin of the successful tenderers¹ and the value of contracts signed for the period 2006-2010. Tenderers from the Russian Federation have been the most successful over the last five years as they have won a total of €1,880 million or (28%) of the overall contract value combined over the past five years. During the past five years the countries with the highest total amount of contract value were, in descending order: the Russian Federation (€ 1,880 million), Turkey (€ 757 million), Austria (€84 million), Croatia (€32 million) and Germany (€398 million). The contracts in these five countries add up to €4,151 million which represents 61% of the overall total contract value for the past five years.

Annex 3 provides the same breakdown but on the basis of the total number of public sector contracts signed in the period 2006 to 2010 according to the country of origin of the tenderers. Out of the 548 contracts financed by EBRD from (2006-2010), the highest numbers of contracts were awarded to entities from Bosnia and Herzegovina (64), the Russian Federation (59), Germany (42), Romania (41) and Austria (38).

Annex 4 provides the total value of contracts signed in 2010, distributed by type and by country of origin of the tenderers. This annex illustrates that in 2010 entities from Turkey were overall the most successful in terms of winning Bank administered contracts (26% of total value of contracts). Entities from the Russian Federation were the most successful in winning loan funded consultancy services contracts at (33%) of the overall consultancy services contract value. Entities from Germany have been most successful for goods contract winning (52%) of all goods contracts in terms of value. Entities from Turkey have been the most successful with (49%) in reference to winning supply and installation contracts. Lastly, entities from Georgia were most successful for works contracts with (24.1%) of the value of all works contracts signed during 2010.

2.6 Contract Award Process

Table 2.6.1 summarises data concerning the public procurement opportunities posted on the Bank's Internet site. It should be noted that the procurement notices were also sent to UNDB for posting in the MDB business opportunity section as well as to the EU for publishing in the Official Journal of the European Union.

Table 2.6.1 Public Procurement Postings on web site (2006-2010)

Year	General Procurement Notices	Invitations for Expressions of Interest	Invitations to Prequalify	Invitations for Tenders	Total
2006	61	138	19	63	281
2007	67	194	12	81	354
2008	86	24(*)	18	106	234
2009	79	18 (*)	16	97	210
2010	88	29(*)	16	94	227

(*) Since 2008 only Invitations for Expression of Interest published by PD are included in this table.

In 2010, the Bank published a total of 227 procurement notices on its internet site. Out of 88 General Procurement Notices published in 2010, 23 were for new projects. It should be noted that Invitations for selection processes administered by the Consultancy Service Unit (CSU) have been published separately by CSU since 2008.

¹ The successful tenderer is recorded as being only the lead entity in the case of joint ventures.

Table 2.6.2 Distribution of Contracts by Award Method (2010)

Size/Number by Award Method (€M)	Alternative	Competitive	Local Tender	Open Tender	Selection from a Shortlist	Selective	Total
0-0.2		6	2	6	1	1	16
0.2-1		4	1	18	1		24
1-5		2		30			32
>5	4	2		35			41
Total	4	14	3	89	2	1	113
Total Value(€)	442,782,633	19,462,223	507,135	1,195,650,672	279,520	112,000	1,658,794,183
Average (€)	110,695,658	1,390,159	169,045	13,434,277	139,760	112,000	n/a
Total EBRD Portion (€)	166,476,712	15,649,829	507,135	844,575,149	279,520	112,000	1,027,600,345

Table 2.6.2² illustrates that the majority (89) of the public sector contracts were awarded through open tender. This represents 79% of total number of contracts awarded and 72% of the total contract value. As open tendering only applies to goods, works and supply & installation contracts procured in accordance with the Bank's PP&R (which in 2010 was a total of 96 contracts), the public sector contracts awarded through open tendering actually represent 97% of the number of eligible contracts and 99.9% of the total eligible contract value when consultancy services contracts and alternative procurement procedures are excluded. The numbers for 2010 indicate that the strong emphasis of the *Procurement Policies and Rules (PP&R)* on open tendering has been respected when the PP&R applies. Furthermore, the open tender principle was applied and accepted for contracts financed jointly by other sources thus illustrating the Bank's influence on competition in the procurement process.

It is important to note that four contracts valued at €43 million were procured using other procurement methods approved by the Board of Directors as an exception to the Bank's PP&R under paragraph 2.4.

Annex 5 provides the total value of contracts signed in 2010, distributed by method of procurement and by country of origin of the tenderers to whom the contracts were awarded. It reveals that in 2010, entities from the Russian Federation were the most successful at winning open tendered contracts (in accordance with the Bank's PP&R) with the total value of €259 million, followed by Georgia (€226 million), India (€13 million) and Austria (€102 million). Overall, entities from these four countries won 61% of all open tendered contracts.

Annex 6 provides the details of the public sector contracts awarded in 2010, by country of origin of the tenderers.

2.7 Level of Participation

Table 2.7.1 provides data on the rate of participation in public sector tenders by country of origin of the tenderers for contracts signed in 2010.

A total of 458 tenders from 44 countries were received during 2010, which is a substantial increase in participation (69%) from the 271 tenders received in 2009. There was an average of 4.1 tenders per contract, an increase from 2009 (14%) reflecting a higher number of invitations for tenders published in 2010.

The six most successful tendering countries in terms of highest total contract value, regardless of procurement method were, in descending order: Turkey, the Russian Federation, Georgia, India, Germany and Austria, which together won a total of €1,361 million or 82% of the total contract value.

² Please refer to Procurement Policies Rules addition May 2010, for explanation of different tender types.

The five most successful tendering countries in terms of number of contracts were: the Russian Federation (21), Bosnia & Herzegovina (14), Germany (11), Austria (9) and Georgia (7). Entities from these five countries won a total of 62 contracts worth €735million contributing to 44% of the total contract value.

Entities from the five most successful countries in terms of number of contracts won ranked amongst the nine countries having submitted the greatest number of tenders for the year. These five countries submitted 188 tenders, representing 41% of all tenders submitted.

Overall 2010 demonstrated an increase (51%) in the level of interest from countries of operations. There were 290 (or 63% of total number of tenders submitted) tenders received from countries of operation compared to 192 (or 68.8% of total number of received tenders) in 2009.

The column “Rate of Success” seen in Table 2.7.1 provides an indication of the ratio between the award of contract and the number of tenders submitted by entities from each country.

Table 2.7.1 Distribution of Contracts by Country of Origin of the Tenderers (2010)

Tenderer Country	Total Signed EUR	% of total Value won	Number of Contracts won	% of Total Number of Contracts	Number of Unsuccessful Tenders	Total Number of Tenders	% Rate of Success	% of Total Tenders Submitted
ALBANIA	715,558.55	0.04	1	0.9	7	8	12.5	2.1
AUSTRIA	108,196,047.00	6.52	9	8.0	17	26	34.6	6.7
BELARUS	12,747,955.00	0.77	1	0.9	0	1	100.0	0.3
BOSNIA AND HERZEGOVINA	15,613,699.00	0.94	14	12.4	40	54	26.4	13.7
CHINA	39,742,407.54	2.40	2	1.8	4	6	33.3	1.6
CROATIA	16,726,841.00	1.01	5	4.4	35	40	12.5	10.4
CZECH REPUBLIC	11,587,090.15	0.70	1	0.9	3	4	25.0	1
FRANCE	7,870,031.00	0.47	4	3.5	17	21	19.0	5.4
GEORGIA	226,612,839.00	13.66	7	6.2	22	29	22.2	7.5
GERMANY	118,854,333.00	7.17	11	9.7	16	27	40.7	7.0
INDIA	213,465,360.69	12.87	3	2.7	2	5	60.0	1.3
ISRAEL	3,537,113.00	0.21	1	0.9	2	3	33.3	0.8
KAZAKHSTAN	50,065,329.26	3.02	5	4.4	10	15	33.3	3.9
KOREA	7,756,997.00	0.47	1	0.9	4	5	20.0	1.3
POLAND	32,841,238.31	1.98	2	1.8	0	2	100.0	0.5
ROMANIA	13,850,716.14	0.83	5	4.4	8	13	38.5	3.4
RUSSIAN FEDERATION	265,689,295.00	16.02	21	18.6	32	53	39.6	13.7
SERBIA *	238,000.00	0.01	1	0.9	6	7	14.3	1.8
SLOVENIA	55,583,495.54	3.35	3	2.7	17	20	15.0	5.2
SWITZERLAND	1,450,000.00	0.09	1	0.9	5	6	16.7	1.6
TAJKISTAN	2,318,174.00	0.14	5	4.4	6	11	45.5	2.8
TURKEY	428,063,243.00	25.81	3	2.7	7	10	30.0	2.6
UKRAINE	25,102,959.08	1.51	4	3.5	6	10	40.0	2.6
UNITED KINGDOM	165,460.00	0.01	3	2.7	8	11	27.3	2.8
Total	1,658,794,182.27	100%	113	100%	274	387	n/a	100.0%

* “The Bank permits firms and individuals from all countries to offer goods, works and services for Bank-financed projects regardless of whether the country is a member of the Bank...” (PPR 2.6). The above list includes only those countries which have participated in the tender processes for contracts financed by the Bank.

Analysis by Business Sector

Annex 7 presents the level of interest generated by the Invitations for Tender by Business Sector. It can be seen that in 2010, contracts were spread across 18 countries of operations which generated participation of 458 tenders for 113 contracts or 4.1 tenders per contract.

Out of the total aggregate number of tenders submitted 36% was in the MEI sector. Contracts won represents 41% of all contracts in 2010, generating 3.6 tenders per contract.

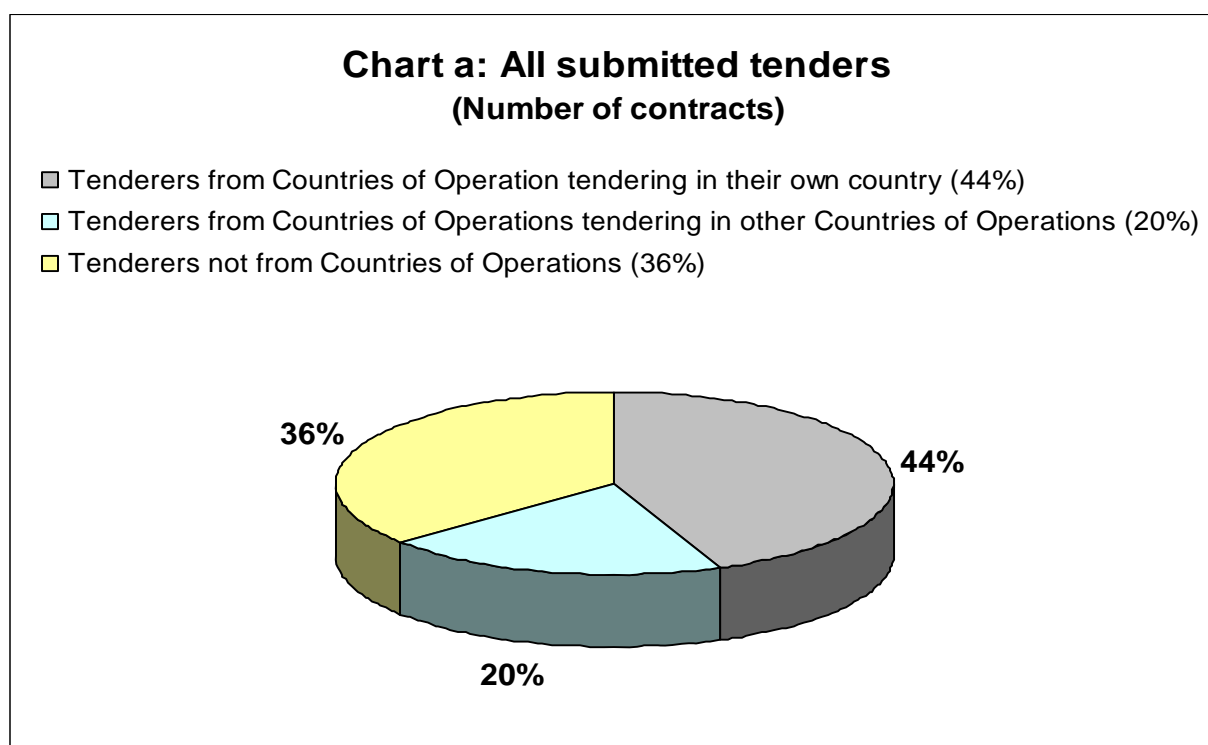
Out of the total aggregate number of tenders submitted 48% was in the transport sector. Contracts won represents 39% of all contracts in 2010, generating 5.0 tenders per contract.

Out of the total aggregate number of tenders submitted 14% was in the Power and Energy sector. Contracts won represents 17% of all contracts in 2010, generating 3.5 tenders per contract

Participation of Entities from Countries of Operations

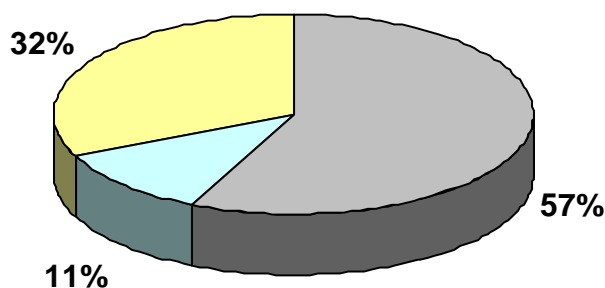
Chart A, in the table 2.7.2 shows that out of the overall 458 tenders that were submitted during 2010, 64% were submitted by tenderers from countries of operations. From Chart B it can be seen that out of the 113 contracts awarded, 57% were won by entities from countries of operations tendering in their own country and 11% were won by entities from countries of operations tendering in other countries of operations. The above figures show an increase in participation of entities from the countries of operation in the tenders for the Bank's funded contracts and increased level of success in tendering outside of their own countries as compared to 2009, while the success rate of participation in the tenders in the tenderers' own countries remains high, though slightly lower than in the previous year.

Table 2.7.2 Distribution of Tenders by Country of Operations and non-Country of Operation



**Chart b: All successful tenderers
(Number of contracts)**

- Tenderers from Countries of Operation tendering in their own country (57%)
- Tenderers from Countries of Operations tendering in other Countries of Operations (11%)
- Tenderers not from Countries of Operations (32%)



Entities from EBRD's countries of operations won 77 contracts (68% of all contracts) whose total value was €1,146 million (69% of the total contract value). In most cases, entities were most successful in their own countries (winning 64 contracts for a total contract value of €629 million in their own country). There were 13 contracts worth €17 million awarded to entities from EBRD's countries of operations in countries different from the country of origin of the tenderer.

Entities from 7 countries of operations won contracts in their own countries only. These countries were Albania, Bosnia and Herzegovina, Kazakhstan, Poland, Romania, Ukraine and Tajikistan. They won contracts worth a total amount of €41 million or 8% of the overall contract value.

Country and Sectoral Tendering Analysis

Annex 8 presents the distribution of tenders submitted by Country of Origin of the Tenderers and by country of operations and Annex 9 presents the distribution of submitted tenders by Country of Origin of the Tenderers and by Business Sector.

Out of all tendering countries, entities from Germany diversified their tenders to the greatest extent as they submitted tenders across 12 countries of operations and across the 4 business sectors. German entities won 11 contracts spread across MEI (4), Power and Energy (3) and Transport (3) and Country Team (1).

Contracts in Bosnia and Herzegovina, generated the highest level of interest in terms of the number of tenders submitted (54), followed by the Russian Federation (53), and they attracted tenders from entities across 10 and 9 tendering countries respectively.

2.8 Public Sector Procurement under Sub-Sovereign Projects

In 2010, there was a total of 48 contracts that were signed in the context of sub-sovereign public sector projects, showing an increase of 100% compared to 2009 (24) and representing 42.5% of the total number of contracts. These contracts have a total value of €1,111 million or 67 % of the overall contract value. In these contracts the EBRD portion of financing is 60 % of the total contract amount.

2.9 Nuclear Safety Department

The EBRD manages six nuclear safety and decommissioning funds which have received over €2 billion in committed contributions. Each Nuclear Safety fund is governed by specific provisions as agreed by the respective Assembly of Contributors to each fund and approved by the EBRD Board of Directors. The funds are managed by the Nuclear Safety Department (NSD) at the EBRD on behalf of the contributing countries. Procurement under the funds must follow the EBRD's Procurement Policies and Rules for public sector projects with the limitation that eligibility is restricted to entities from member countries of the respective funds and the EBRD's countries of operations.

During 2010, 56 contracts amounting to a total value of €81 million were placed under the projects financed by the funds. This represents a decrease compared to 2009 (8.2 % in number and approximately 83.4% in value). Annex 10 provides a listing and details of all the contracts financed from Nuclear Safety funds signed during 2010.

Table 2.9.1 provides the distribution of the NSD administered contracts by size and type. 40 out of the 56 contracts signed were below €1 million, the majority of which were for Goods, representing 71.4 % of the total number of contracts and 3.78% of the total contract value. The four contracts with a value over €5 million accounted for 61.68% of the total value of all contracts financed from the funds administered by NSD in 2010. The largest contract, worth €28 million, was for a high voltage transmission line in the Slovak Republic signed under the Bohunice International Decommissioning Support Fund (BISDSF).

Table 2.9.1 Nuclear Safety Department-Distribution of Contracts by Size and Type (2010)

Size/Number by Type (€M)	Consultancy Services	Goods	Services	Supply and Installation	Works	Total
0~0.2	6	17	3	0	2	28
0.2~1	5	4	0	0	3	12
1~5	3	4	0	0	5	12
>5	0	2	0	1	1	4
Total	14	27	3	1	11	56
Total Value(€)	7,319,202	29,489,889	202,429	27,737,747	16,256,729	81,005,996
Average Value(€)	522,800	1,092,218	67,476	27,737,747	1,477,884	N/A

Table 2.9.2 provides the distribution of the Nuclear Safety Department funded contracts by size and by method of award. Contracts subject to open or competitive selection procedures amounted to €67.9 million which is 84% of the value of total contracts placed. The value of consultancy contracts subject to direct selection in 2010 has increased significantly by 14.1% compared to 2009. Direct selection of consultants during 2010, amounted to a total contract value of €3.9 million (compared to €3.4 million in 2009). The largest contract was signed under KIDSF for the Northern Dimension Environmental Partnership, for Client Management Support Services worth €1.22 million and the second largest contract, worth €1.05 million, was signed under the Chernobyl Nuclear Safety Account (NSA). These two contracts accounted for 58.2% of the overall value of consultancy contracts awarded by direct selection.

Table 2.9.2 Nuclear Safety Department- Distribution of Contracts by Award Method (2010)

Size/Number by Award Method (€M)	Competitive Selection Consultant	Direct Selection Consultant	Selection from a Shortlist	Open Tender	Selective Tendering	Shopping	Direct Contracting	Total
0~0.2	2	3	1	3	1	16	2	28
0.2~1	1	3	0	5	0	1	2	12
1~5	1	2	0	9	0	0	0	12
>5	0	0	0	3	0	0	1	4
Total	4	8	1	20	1	17	5	56
Total Value(€)	2,924,549	3,958,056	36,600	65,047,210	30,482	996,162	8,012,937	81,005,996
Average (€)	731,137	439,784	36,600	3,252,361	30,482	585,978	2,003,234	N/A

The projects administered by the Nuclear Safety Department are implemented in strict compliance with the EBRD PP&R, however, they are to a great extent affected by the nature of the nuclear industry. Donors to the Nuclear Safety Funds are particularly interested that projects are tendered in a competitive manner. Therefore, NSD informs the Assemblies of Contributors if Direct Contracting is used and in most cases seeks additionally their prior approval or endorsement. The decisions to use Direct Contracting are influenced by numerous issues resulting from the established practices of the nuclear industry (such as security, radiation protection and safety requirements) with due consideration to the input coming from related bilateral projects (mainly regulatory assistance).

3. Compliance and Integrity

3.1 Complaints and Concerns

PD handled sixteen procurement complaints and four concerns for Bank financed or administered contracts during the course of 2010, as compared to the nine procurement complaints and five concerns in 2009³. In 2010 there were 113 contracts signed in the public sector (2009: 75) and 56 contracts signed under Nuclear Safety Funds (2009: 61). Table 3.1.1 presents a comparison of figures for complaints/concerns reviewed between 2006 and 2010, by contract type and procurement method.

Table 3.1.1 Number of Complaints/Concerns 2006-2010 by Contract Type

Contract Type	Procurement Method	2006	2007	2008	2009	2010
Works	Open	1	8	7	3	7
Goods	Open	5	1	5	4	6
Supply and Installation	Open	6	2	8	7	6
Services	Open	1	4	1	0	0
Consultancy	Competitive	2	1	0	0	1
Total		15	16	21	14	20

In 2010, the majority of complaints/concerns were related to contracts for Works, whereas in 2009, the majority of complaints/concerns were related to Supply & Installation contracts.

Table 3.1.2 on the next page provides a summary of the fourteen complaints and three concerns that were closed in 2010. The information provided includes the nature, the business sector and the outcome of the complaint process for each of these complaints and concerns. Nine of these fourteen complaints were not upheld by PCC, two were upheld, one was referred to OCCO and in two cases, although the actual complaints were not upheld, the Bank detected a material violation of the tender procedure and would not finance a contract awarded under that tender.

The complaints/concerns raised by unsuccessful entities in 2010, varied in nature. The following issues were raised:

- Challenging the responsiveness of the winning tenderer in respect of meeting the qualification criteria.
- Challenging the client's determination that a tender has been deemed as "non-compliant" with the tender documents.
- Allegations of the Client not responding to requests for clarifications in a timely and/or adequate manner.
- Contesting the eligibility of a company and any other company participating in a tender who offers equipment in their tender manufactured by the former.

Complaining that the Client did not assist the tenderer in clearing its tender from customs.

³ A distinction is made between those issues raised by dissatisfied parties that clients can resolve themselves and complaints that are formally addressed to and require the action of PD. A "concern" is any issue that is brought to the attention of the EBRD by a tenderer regarding the procurement process or contract award. The concern is referred to the contracting authority, which is expected to address and resolve the issue with the relevant party under PD's supervision. If the two parties cannot come to an understanding or an agreement, the concern may be elevated to the status of a complaint. At that point, the EBRD freezes the procurement process and an investigation is undertaken.

Table 3.1.2 Complaints and Concerns by Nature and by Business Sector (Complaints Closed During 2010)

Country of Originator of Complaint/Concern	Project	Complaint/Concern	Business Sector	Nature of Complaint/Concern
ITALY	Bulgaria: Maritza East 2 TPP	Complaint	Power & Energy	Subsequent to its first two procurement complaints on the tender, the complainant raised further issues, including those of fraudulent misrepresentation regarding reference projects presented by the winning tenderer. The matter was consequently referred to OCCO who undertook a Further Investigation in accordance with the Bank's Enforcement Policies and Procedures. The matter is currently with the Bank's Enforcement Committee to determine any further action.
UKRAINE	Ukraine: Chernobyl Shelter Implementation Plan	Concern	Nuclear Safety	Tenderer, whose tender was not opened due to a court order, demanded to secure the protection of its rights to participate in the tender, based on EBRD's PP&R.
BOSNIA AND HERZEGOVINA	Bosnia & Herzegovina: Bosnia & Herzegovina Road Rehabilitation Project	Complaint	Transport	Allegation that the winning tenderer did not have a valid license issued by relevant authorities and that a JV partner of the winning tenderer did not fulfil the minimum requirements as per the tender documents.
BULGARIA	Bulgaria: Kozloduy International De- commissioning Support Fund	Complaint	Nuclear Safety	Complainant contested the eligibility of two competitors to participate in the tender.
SPAIN	Albania: Tirana Municipal Transport Project	Complaint	MEI	Tenderer alleged that the Client did not respond to clarification requests in a timely fashion and that amendments to the tender documents were introduced shortly before the tender submission deadline.
NETHERLANDS	Albania: Tirana Municipal Transport Project	Concern	MEI	Tenderer was concerned about the Client allegedly not responding in a timely fashion and that the description of the scope of works of the tender was insufficient.
ITALY	Albania: Tirana Municipal Transport Project	Complaint	MEI	Tenderer stated that two of the submitted tenders were abnormally low and that there was an irregularity concerning the reading out of the correct price of one of the tenders at tender opening.

AUSTRIA	Bosnia and Herzegovina: Bosnia and Herzegovina Regional Railway Project	Complaint	Transport	Complainant argues that if a tenderer is prequalified in its own right for the supply of equipment, then other tenderers would not be permitted to offer equipment from this supplier, without the supplier and any other tenderer offering such equipment being disqualified. Complainant further alleged that a tenderer did not meet specific qualification criteria and that the same tenderer was under investigation by the local prosecution office.
SWITZERLAND	Tajikistan: Khujand Water Supply Improvement Project II	Concern	MEI	Tenderer alleged that after the submitted tenders were opened, the competing tenderer was asked by the Client whether they would give a discount, which was allegedly taken into consideration when the prices were announced.
SLOVENIA	Bosnia and Herzegovina: Mahovljani Interchange	Complaint	Transport	Complainant suggested that the Client did not evaluate the Complainant's or the successful consultants technical proposals correctly, which resulted in an erroneous contract award. The Complainant's letter further includes indirect accusations of the Client having acted fraudulently. Consequently, the issue was referred to OCCO who decided that the alleged fraud case did not merit Further Investigations.
BOSNIA AND HERZEGOVINA	Bosnia and Herzegovina: Power Distribution Reconstruction Project	Complaint	Power & Energy	Tenderer complained that despite having offered the same vehicles under two similar tendering exercises for the supply of vehicles, the tenderer's tender was accepted by the Client under the preceding tendering exercise and rejected under the latest.
CROATIA	Bosnia and Herzegovina: Power Distribution Reconstruction Project	Complaint	Power & Energy	The tenderer alleged that the tenderer submitting the lowest price tender was not in a position to meet the technical requirements set forth in the tender documents and therefore should have been rejected by the Client for being non-responsive.
BOSNIA AND HERZEGOVINA	Bosnia & Herzegovina: Bosnia & Herzegovina Road Rehabilitation Project	Complaint	Transport	Tenderer complained that the successful tenderer listed equipment for the implementation of the works, which did not meet the requirements set out in the tender documents.
BOSNIA AND HERZEGOVINA	Bosnia & Herzegovina: Bosnia & Herzegovina Road Rehabilitation Project	Complaint	Transport	Complainant allegedly was not informed of the outcome of the tender and believed that the fourth price ranked tenderer was unduly awarded the contract, due to the fact that the Client was not satisfied with the asphalt mixing plant proposed by the Complainant for the execution of the works. The Complainant suggests that the post-qualification criteria were deliberately too restrictive to limit competition and provide unfair advantage to two particular contractors.

BOSNIA AND HERZEGOVINA	Bosnia & Herzegovina: Bosnia & Herzegovina Road Rehabilitation Project	Complaint	Transport	The Complainant allegedly was not informed of the outcome of the tender.
CHINA	Kazakhstan: Almaty Bus Sector Reform	Complaint	Transport	Tenderer complained that the Client did not assist in clearing the Complainant's tender from customs, resulting in the tender not being received by the Client prior to the tender submission deadline. The Complainant believes that the handling of the tender by the Client was insufficient and that the tender administration did not allow a fair competition for tenderers from outside Kazakhstan without a local agent.
BOSNIA AND HERZEGOVINA	Bosnia & Herzegovina: Bosnia & Herzegovina Road Rehabilitation Project	Complaint	Transport	Complainant suggested that the consortium, which was awarded the contract, was not qualified vis-à-vis the criteria set out in the tender documents.

3.2 Prohibited practices

During 2010 the Bank signed the “Agreement For Mutual Enforcement of Debarment Decisions”. The Agreement was signed by the African Development Bank Group, the Asian Development Bank, the Inter American Development Bank, the World Bank Group and the European Bank for Reconstruction and Development.

The list of entities and individuals which are currently ineligible to become an EBRD Counterparty can be found on the Banks web site <http://www.ebrd.com/pages/about/integrity/list.shtml>.

The Procurement Department continues to work in close cooperation with the Office of the Chief Compliance Officer in cases where Prohibited Practices allegedly occurred in the context of procurement or where “red flags” have been identified in the procurement process.

3.3 Independent Procurement Reviews

In 2010, PD finalised the following two independent procurement reviews (IPR) that were commissioned at the end of 2009. The projects subject to review were:

- Ukraine: Ukrainian Energy Saving Company (UkrEsco) I and II; and
- EU/EBRD Municipal Finance Loan Facility

PD also initiated the following two new IPRs during 2010:

- Ukraine: Chernobyl Shelter Fund and Nuclear Safety Account
- Russian Federation: Rosvodokanal

The overall objective of all IPRs has been to carry out an independent assessment to ascertain if the procurement, contracting and implementation processes followed by the respective Bank clients for the selected contracts have been consistent with the correspondent loan agreements/legal documents and if the principles of economy, efficiency, transparency and accountability as stated in the PP&R have been satisfied. The projects were selected with reference to PD internal “risk dashboard” and recommendation of other Bank departments.

LISTING OF CONTRACTS BY COUNTRY OF OPERATIONS (Value € 2010)

Country Name	Contract ID	Op Name	Op ID	Contract Name	Tenderer Name	Tenderer Country	Sector	Actual Contract Signing Date	Contract Type	Contract Method	Signed Contract Value (EUR)	EBRD Portion (EUR)	EBRD Financed %												
ALBANIA	38402	Tirana Municipal Transport Project	36228	Reconstruction and widening of Lana Bridge near Technology School on Kavaja Road	Euroteorema Peqin Sh.p.k (W)	ALBANIA (W)	Municipal & Env Inf	08-Apr-2010	Works	Open	715,559	715,559	100.0%												
					Kirchberger & Alb-Shpresa	ALBANIA																			
					Albstar	ALBANIA																			
					Edilturci	ITALY																			
					JV Albavia & Kirchberger & Alb-Shpresa	ALBANIA																			
					JV Energia e Servizi & Edilturci	ITALY																			
					JV Gjikuria & Albstar	ALBANIA																			
					JV Sirius & Triss Ndertim	ALBANIA																			
					Sta-Kris Asphaltobeton	GREECE																			
					Trema Engineering2	ALBANIA																			
					Triss Ndertim	ALBANIA																			
					ALBANIA	41621								Power Transmission Substations Rehabilitation	36112	ECSEE ALP2 SS-01 Lot 2	Koncar-Inzenjering za Energetiku I Transport d.d. (KET) (W)	CROATIA (W)	Power and Energy	28-Apr-2010	Supply & Installation	Open	8,750,016	6,920,000	79.1%
ABB	ITALY																								
Ansaldo T&D	ITALY																								
Areva T&D	SWITZERLAND																								
COL GIOVANNI PAOLO S.p.A.	ITALY																								
Hyosung	KOREA																								
ALBANIA	41641	Power Transmission Substations Rehabilitation	36112	ECSEE ALP2 SS-02 Lot 3			HYOSUNG Corporation (W)	KOREA (W)	Power and Energy	31-Mar-2010	Supply & Installation	Open	7,756,997				7,756,997	100.0%							
							ABB	ITALY																	
							Ansaldo T&D	ITALY																	
							AREVA T&D	SWITZERLAND																	
							CYMI	SPAIN																	
							Dalekovod	CROATIA																	
					Koncar	CROATIA																			
					Siemens Consortium	ITALY																			
					Total ALBANIA									3								17,222,572	15,392,556	89.4%	
					ARMENIA	37301	Armenia Lake Sevan Basin Environmental Project	37030						Design and Construction of WWTPs in Gavar, Vardenis, Martuni	Ludwig Pfeiffer Hoch-und Tiefbau Gmbh & Co.KG (W)	GERMANY (W)			Municipal & Env Inf	27-Jan-2010	Works	Open	3,923,920	3,923,920	100.0%
															Blesk LLC	ARMENIA									
															Farmex Technologies	FRANCE									
SADE CGTH 28	FRANCE																								
Sahakyanshin CISC	ARMENIA																								

LISTING OF CONTRACTS BY COUNTRY OF OPERATIONS (Value € 2010)

Country Name	Contract ID	Op Name	Op ID	Contract Name	Tenderer Name	Tenderer Country	Sector	Actual Contract Signing Date	Contract Type	Contract Method	Signed Contract Value (EUR)	EBRD Portion (EUR)	EBRD Financed %
	40781	Yerevan Metro Rehabilitation Project	39815	Lot 1: 1 No. New Maintenance Diesel Traction Machine, design, manufacture, factory acceptance, delivery, commissioning and provision of associated	LLC TsementOptTorg (W)	RUSSIAN FEDERATION (W)	Municipal & Env Inf	15-Jul-2010	Goods	Open	470,000	470,000	100.0%
	40801	Yerevan Metro Rehabilitation Project	39815	Lot 2: 60 No. New Tenon-Type Bogies for Metro Cars design, manufacture,	JSC Electro Rolling Stock Repair Plant Tbilisi Branch (W)	GEORGIA (W)	Municipal & Env Inf	15-Jul-2010	Goods	Open	6,480,000	6,480,000	100.0%
					OOO TEKHMARKET	RUSSIAN FEDERATION							
Total ARMENIA					3						10,873,920	10,873,920	100.0%
BOSNIA AND HERZEGOVINA	26863	Bosnia & Herzegovina Road Rehabilitation Project	37543	Lot 1: M14.1 Derventa (Zirovina) - Brod Road & M14.1 Brod-Brusnica Road	Mrkonjicputevi (W)	BOSNIA AND HERZEGOVINA (W)	Transport	29-Jan-2010	Works	Open	1,937,829	1,656,264	85.5%
					CMC	SLOVENIA							
					INTEGRAL INZENJERING D.O.O	BOSNIA AND HERZEGOVINA							
					JV PRIJEDORPUTEVI A.D. & Gekop Derventa	BOSNIA AND HERZEGOVINA							
					MG-Mind	BOSNIA AND HERZEGOVINA							
					NISKOGRADNJA D.O.O.	BOSNIA AND HERZEGOVINA							
					OSIJEK KOTEKS D.O.O.	CROATIA							
					STRABAG AG	AUSTRIA							
					Prijedorputevi a.d. (W)	BOSNIA AND HERZEGOVINA (W)							
					Bijeljina put	BOSNIA AND HERZEGOVINA							
INTEGRAL INZENJERING D.O.O	BOSNIA AND HERZEGOVINA												
MG - Mind	BOSNIA AND HERZEGOVINA												
OSIJEK KOTEKS D.O.O.	CROATIA												
STRABAG AG	AUSTRIA												
31321	Corridor Vc	38716	Supervision of Works on	Institut IGH d.d. (W)	CROATIA (W)	Transport	14-Jul-2010	Works	Open	2,320,929	1,983,700	85.5%	

LISTING OF CONTRACTS BY COUNTRY OF OPERATIONS (Value € 2010)

Country Name	Contract ID	Op Name	Op ID	Contract Name	Tenderer Name	Tenderer Country	Sector	Actual Contract Signing Date	Contract Type	Contract Method	Signed Contract Value (EUR)	EBRD Portion (EUR)	EBRD Financed %
				Construction of Motorway on Corridor 5C, Section Drivusa-Kakanj, Subsection Gorica-Biljesevo	INOCSA INGENIERIA S.L. PROINTEC and Nicholas O'Dwver Roughton	SPAIN SPAIN UNITED KINGDOM							
	35201	Corridor Vc	38716	Construction of Motorway on Corridor 5C, Section Drivusa-Kakanj, Subsection Gorica-Biljesevo	SCT dd Ljubljana (W) HIDROELEKTRA - NISKOGRADNJA D.D. JV KONSTRUKTOR INZENJERING & INTEGRAL INZENJERING JV: Alpine Bau, Osijek-Koteks and CPM JV: Strabag AG-Viadukt d.d.	SLOVENIA (W) CROATIA CROATIA AUSTRIA GERMANY	Transport	23-Jun-2010	Works	Open	54,602,849	46,669,102	85.5%
	39681	B&H: Regional Road	31788	Updating of December 2006 Corridor Vc	IPSA Institute (W)	BOSNIA AND HERZEGOVINA (W)	Transport	11-Jan-2010	Consultant Services	Competitive	88,800	88,800	100.0%
	40401	Bosnia & Herzegovina Road Rehabilitation Project	37543	Lot 3: Vucja Luka (Hresa) - Sumbulovac Road	INOCSA INGENIERIA S.L. Kozaraputevi (W) INTEGRAL INZENJERING D.O.O JV Bijeljina put & Terex inžiniering OSIJEK KOTEKS D.O.O. PRIJEDORPUTEVI A.D. Romanija put STRABAG AG	SPAIN BOSNIA AND HERZEGOVINA (W) BOSNIA AND HERZEGOVINA BOSNIA AND HERZEGOVINA CROATIA BOSNIA AND HERZEGOVINA BOSNIA AND HERZEGOVINA AUSTRIA	Transport	29-Jan-2010	Works	Open	278,405	237,953	85.5%
	41422	Mahovljani Interchange	40327	Construction of Mahovljani Motorway Interchange	JV OHL ZS & Niskogradnja (W) HIDROELEKTRA - NISKOGRADNJA D.D. JV Alpine Bau & Osije Koteks JV KONSTRUKTOR-INZENJERING D.D. & INTEGRAL-INZENJERING D.O.O. SCT DD LJUBLJANA STRABAG AG	CZECH REPUBLIC (W) CROATIA AUSTRIA CROATIA SLOVENIA AUSTRIA	Transport	16-Mar-2010	Works	Open	11,587,090	11,587,090	100.0%

LISTING OF CONTRACTS BY COUNTRY OF OPERATIONS (Value € 2010)

Country Name	Contract ID	Op Name	Op ID	Contract Name	Tenderer Name	Tenderer Country	Sector	Actual Contract Signing Date	Contract Type	Contract Method	Signed Contract Value (EUR)	EBRD Portion (EUR)	EBRD Financed %
	41442	Mahovljani Interchange	40327	CONSULTING SERVICES FOR SUPERVISION OF WORKS	JV KUK Consulting South Eastern Europe GmbH & Projekt a.d. Banja Luka (W)	GERMANY (W)	Transport	21-Apr-2010	Consultant Services	Competitive	998,038	998,038	100.0%
					C.Lotti & Associati / IRD Ingeenering	ITALY							
					DDC CONSULTING & ENGINEERING LTD.	SLOVENIA							
					LOUIS BERGER SAS ROUGHTON INTERNATIONAL	FRANCE UNITED KINGDOM							
	41801	Bosnia & Herzegovina Road Rehabilitation Project	37543	Road Rehabilitation of M-17 Potoci - Mostar (ulaz) Route: 36+900 - km 43+800	HP Investing (W)	BOSNIA AND HERZEGOVINA (W)	Transport	18-May-2010	Works	Open	1,241,755	1,061,329	85.5%
					JV GP Put, Asfaltgradnja and Euro-Asfalt	BOSNIA AND HERZEGOVINA							
					JV Hering doo Siroki Brijeg and PZP doo Mostar	BOSNIA AND HERZEGOVINA							
					KONSTRUKTOR-INZENJERING D.D. SPLIT Putovi doo	CROATIA BOSNIA AND HERZEGOVINA							
	42741	Bosnia & Herzegovina Road Rehabilitation Project	37543	Lot 3: M-17 Hadzici - Tarcin route km 21+800 - km 31+100	Prijedorputevi a.d. (W)	BOSNIA AND HERZEGOVINA (W)	Transport	13-Jul-2010	Works	Open	1,761,974	1,505,960	85.5%
					Euroasfalt	BOSNIA AND HERZEGOVINA							
					GP Put Sarajevo	BOSNIA AND HERZEGOVINA							
					JV Asfaltgradnja & Sarajevoputevi BA SCT Ljubljana Slovenija	BOSNIA AND HERZEGOVINA SLOVENIA							
	42742	Bosnia & Herzegovina Road Rehabilitation Project	37543	Lot 2: Road Rehabilitation M-5 Josanica - Stup 2 route and M-18 Stup 4 - granica Entiteta (Dobrinja) route	JV Sarajevoputevi and Asfaltgradnja (W)	BOSNIA AND HERZEGOVINA (W)	Transport	13-Jul-2010	Works	Open	1,459,929	1,247,803	85.5%
					Euroasfalt BA	BOSNIA AND HERZEGOVINA							
					GP Put Sarajevo BA	BOSNIA AND HERZEGOVINA							
					OSIJEK KOTEKS D.O.O. SCT DD LJUBLJANA	CROATIA SLOVENIA							
	42781	Bosnia & Herzegovina Road Rehabilitation Project	37543	Lot 4: Road Rehabilitation M 16.2 Bugojno 2 - Gornji Vakuf route km 0+000 - km 19+067	Putovi d.o.o. Grude (W)	BOSNIA AND HERZEGOVINA (W)	Transport	02-Aug-2010	Works	Open	1,711,043	1,462,430	85.5%
					EUROASFALT BA	BOSNIA AND HERZEGOVINA							
					GP PUT SARAJEVO BA	BOSNIA AND HERZEGOVINA							

LISTING OF CONTRACTS BY COUNTRY OF OPERATIONS (Value € 2010)

Country Name	Contract ID	Op Name	Op ID	Contract Name	Tenderer Name	Tenderer Country	Sector	Actual Contract Signing Date	Contract Type	Contract Method	Signed Contract Value (EUR)	EBRD Portion (EUR)	EBRD Financed %
					HP INVESTING MOSTAR BA	BOSNIA AND HERZEGOVINA							
					JV STRABAG AG & ASFALTGRADNJA	AUSTRIA							
					PRIJEDORPUTEVI BA	BOSNIA AND HERZEGOVINA							
					RUDNICI GIPSA DONJI VAKUF BA	BOSNIA AND HERZEGOVINA							
43101	Bosnia & Herzegovina Road Rehabilitation Project	37543	Lot 5: M-6.1 Gnojnice - granica Entiteta (Bakracusa) route km 0+000 - km 11+100 - km 22+200	JV Hering-Preduzece Za Puteve-Amitea (W)	BOSNIA AND HERZEGOVINA (W)	Transport	20-Aug-2010	Works	Open	1,162,604	993,678	85.5%	
				HP INVESTING	BOSNIA AND HERZEGOVINA								
				KONSTRUKTOR-INZENJERING D.D. SPLIT	CROATIA								
				OSIJEK KOTEKS D.O.O.	CROATIA								
				PUTOVI GRUDE	BOSNIA AND HERZEGOVINA								
43141	Bosnia & Herzegovina Road Rehabilitation Project	37543	Lot 1: Road Rehabilitation M-14.1 Svilaj - Odzak route: km 52+700 - km 69+500	RIAL-SPED (W)	BOSNIA AND HERZEGOVINA (W)	Transport	20-Aug-2010	Works	Open	748,681	639,898	85.5%	
				DOBOJPUTEVI, DOBOJ	BOSNIA AND HERZEGOVINA								
				OSIJEK KOTEKS D.O.O.	CROATIA								
				Roading Gracanica	BOSNIA AND HERZEGOVINA								
				STRABAG AG	AUSTRIA								
				ZVORNIKPUTEVI	BOSNIA AND HERZEGOVINA								
43302	Bosnia & Herzegovina Road Rehabilitation Project	37543	Lot 2: Rehabilitation of R-411 Han Kola - Srpske Toplice	INTEGRAL Inzenjering A.D. Laktasi (W)	BOSNIA AND HERZEGOVINA (W)	Transport	25-Aug-2010	Works	Open	933,333	933,333	100.0%	
				KOZARAPUTEVI	BOSNIA AND HERZEGOVINA								
				MG-Mind	BOSNIA AND HERZEGOVINA								
				OSIJEK KOTEKS D.O.O.	CROATIA								
				PRIJEDORPUTEVI A.D.	BOSNIA AND HERZEGOVINA								
43321	Bosnia & Herzegovina Road Rehabilitation Project	37543	Lot 1: Rehabilitation of M5/M19.3 Rogatica - Sastavci - Ustipraca & M5/M19.3	INTEGRAL Inzenjering A.D. Laktasi (W)	BOSNIA AND HERZEGOVINA (W)	Transport	25-Aug-2010	Works	Open	1,305,280	1,305,280	100.0%	
				NISKOGRADNJA D.O.O.	BOSNIA AND HERZEGOVINA								
				OSIJEK KOTEKS D.O.O.	CROATIA								
				PRIJEDORPUTEVI A.D.	BOSNIA AND HERZEGOVINA								

LISTING OF CONTRACTS BY COUNTRY OF OPERATIONS (Value € 2010)

Country Name	Contract ID	Op Name	Op ID	Contract Name	Tenderer Name	Tenderer Country	Sector	Actual Contract Signing Date	Contract Type	Contract Method	Signed Contract Value (EUR)	EBRD Portion (EUR)	EBRD Financed %	
	43322	Bosnia & Herzegovina Road Rehabilitation Project	37543	Lot 3: Rehabilitation of R415 Sipovo - Kupres (Novo Selo)	INTEGRAL Inzenjering A.D. Laktasi (W)	BOSNIA AND HERZEGOVINA (W)	Transport	25-Aug-2010	Works	Open	1,110,591	1,110,591	100.0%	
					MG-Mind	BOSNIA AND HERZEGOVINA								
					Mrkonjićputevi	BOSNIA AND HERZEGOVINA								
					OSIJEK KOTEKS D.O.O.	CROATIA								
	43661	Power Distribution Reconstruction	35806	ERS-P4-04/09-EK - Lot A - Tractor Excavator Barera	Palfinger Kran d.o.o (W)	CROATIA (W)	Power and Energy	24-May-2010	Goods	Open	204,800	204,800	100.0%	
					Hidraulika Kurelja d.o.o	CROATIA								
	44281	Power Distribution Reconstruction	35806	ERS-P4-04/09-EK, Lot B Trucks with Hydraulic	EUROMODUS d.o.o. (W)	BOSNIA AND HERZEGOVINA (W)	Power and Energy	26-Nov-2010	Goods	Open	157,049	157,049	100.0%	
					Unit Export Ltd	UNITED KINGDOM								
Total BOSNIA AND HERZEGOVINA											19	85,327,405	75,310,130	88.3%
BULGARIA	39021	Stara Zagora Water Investment Project	37578	Lot 10 - Reconstruction of water main along Hristo Botev Street in the city of Stara Zagora	Ludwig Pfeiffer Hoch-und Tiefbau GmbH & Co.KG (W)	GERMANY (W)	Municipal & Env Inf	30-Apr-2010	Works	Open	437,568	437,568	100.0%	
					Rai Commerce Constructions AD	BULGARIA								
					SADE SA	FRANCE								
	39022	Stara Zagora Water Investment Project	37578	Construction Supervision of Lot 10 Reconstruction of the water main along Hristo Botev street	Mott MacDonald Limited (W)	UNITED KINGDOM (W)	Municipal & Env Inf	27-May-2010	Consultant Services	Selection from a shortlis	41,520	41,520	100.0%	
JV PSI AD & INSTALL GROUP					BULGARIA									
LUDWIG PFEIFFER HOCH-UND TIEFBAU GMBH & CO.KG					GERMANY									
RAI COMMERCE CONSTRUCTIONS AD					BULGARIA									
Total BULGARIA											2	479,088	479,088	100.0%
CROATIA	31181	Karlovac Wastewater Management Project	Karlovac Wastewater Management Project	Construction and refurbishment of water supply & wastewater systems- EuropeAid/12742 5/D/WKS/HR, ISPA/16/P/PE/00 1-0102	Strabag AG Direktion IF Environmental Technology (W)	AUSTRIA (W)	Municipal & Env Inf	09-Feb-2010	Works	Open	16,856,903	4,686,219	27.8%	
					Alpine BAU GmbH	CROATIA								
					Braumann Tiefbau GmbH	AUSTRIA								
					Ecos Trgovina d.o.o.	CROATIA								
					GIP PIONIR d.o.o.	CROATIA								
					Hidrocomme RCE	CROATIA								
					Hidroelektra Niskogradnja d.d.	CROATIA								
					Ludwig Pfeiffer Hoh-und Tiefbau	GERMANY								
Nivo Gradje in Ekologija	SLOVENIA													

LISTING OF CONTRACTS BY COUNTRY OF OPERATIONS (Value € 2010)

Country Name	Contract ID	Op Name	Op ID	Contract Name	Tenderer Name	Tenderer Country	Sector	Actual Contract Signing Date	Contract Type	Contract Method	Signed Contract Value (EUR)	EBRD Portion (EUR)	EBRD Financed %
					Osijek Koteks d.d.	CROATIA							
					Primorje d.d.	SLOVENIA							
					SADE - CGHT	FRANCE							
					SADE Magyarorza G Kft	HUNGARY							
					Swietelsky Baugesellschaft GmbH	CROATIA							
					Vodotehnika d.d.	CROATIA							
					Zagorje Tehnobeton d.d.	CROATIA							
					Zagreb Montaza d.o.o.	CROATIA							
	44341	Port of Dubrovnik Infrastructure	13451	Supervision services for Reconstruction	Institut IGH dd (W)	CROATIA (W)	Transport	02-Nov-2010	Consultant Services	Competitive	28,560	209,670	100.0%
					Prointec and CM Exprt,	SPAIN							
	44361	CORRIDOR Vc COMPLETION PROJECT	41325	Ploce Interchange - Bosnia & Herzegovina border: border crossing "Metkovic- in total length of 1.5 km)	Viadukt Limited (W)	CROATIA (W)	Transport	13-Dec-2010	Works	Open	5,422,536	4,409,343	81.3%
					HIDROELEKTRA - NISKOGRADNJA D.D.	CROATIA							
					OSIJEK-KOTEKS D.D. OSIJEK	CROATIA							
					PRIMORJE DD	SLOVENIA							
					Skladgradnja Grup d.o.o & Cesta Varazdin d.d	CROATIA							
					STRABAG AG	AUSTRIA							
	44382	CORRIDOR Vc COMPLETION	41325	Consultancy Contract for Biodiversity	Treweek Environmental Consultants (W)	UNITED KINGDOM (W)	Transport	01-Dec-2010	Consultant Services	Competitive	11,940	11,940	100.0%
					ENVIRON	UNITED KINGDOM							
	44781	Port of Dubrovnik Infrastructure Modernisation Project	13451	Rehabilitation and Construction of Berths 16 and 17	JV Strabag AG and Pomgrad Engineering Ltd (W)	GERMANY (W)	Transport	16-Nov-2010	Works	Open	8,215,401	6,325,859	77.0%
					JV Cyes & Viadukt	SPAIN							
					KONSTRUKTOR-INZENJERING D.D. SPLIT	CROATIA							
					PRIMORJE d.d.	SLOVENIA							
Total CROATIA					5						30,535,340	15,643,030	51.2%
FYR MACEDONIA	32322	Regional and Local Roads Programme	39311	Rehabilitation & Improvement of Regional Roads: R 610 Section: Angelci-Veljusa, R606 Section: ...	Alpine Bau GmbH (W)	AUSTRIA (W)	Transport	27-Dec-2010	Works	Open	2,830,336	2,320,876	82.0%
					GD GRANIT AD	FYR MACEDONIA							
					JV MAVROVOLNZENERING DOO AND Ingra d.d	FYR MACEDONIA							
					KONSTRUKTOR-INZENJERING D.D. SPLIT	CROATIA							
Total FYR MACEDONIA					1						2,830,336	2,320,876	82.0%

LISTING OF CONTRACTS BY COUNTRY OF OPERATIONS (Value € 2010)

Country Name	Contract ID	Op Name	Op ID	Contract Name	Tenderer Name	Tenderer Country	Sector	Actual Contract Signing Date	Contract Type	Contract Method	Signed Contract Value (EUR)	EBRD Portion (EUR)	EBRD Financed %
GEORGIA	38161	Borjomi Water Project	37801	Raw Water Treatment Plant (RWTP) at Sadgari	JV (Consortium) Tahal Consulting Engineers Ltd. & New Energy Ltd (W)	ISRAEL (W)	Municipal & Env Inf	18-Aug-2010	Works	Open	3,537,113	1,500,000	42.4%
					A.S.M.. ARITMA SISTEMLERI MAKINE IMALAT INSAAT SANAYI VE TICARET LTD STI FERI LIMITED	TURKEY							
					INZMSHENI, JSC	GEORGIA							
					JV OF GRUNDOLITA JSC	GEORGIA							
					LUDWIG PFEIFFER HOCH-UND TIEFBAU GMBH & CO.KG	LITHUANIA							
					PER AARSLEFF A/S	GERMANY							
					PER AARSLEFF A/S	DENMARK							
					TELSA HOLDING	CZECH REPUBLIC							
					WATERMAN LLC	AZERBAIJAN							
					AZERBAIJANIAN AFFILIATE								
39261	Kutaisi Water Project	36491	Supply and Installation of High Lift Pumps	FELJAS & MASSON (W)	FRANCE (W)	Municipal & Env Inf	27-Jun-2010	Supply & Installation	Open	3,054,344	1,040,000	34.1%	
				BLOCK GEORGIA LTD LLC	GEORGIA								
				INSTA, LTD	GEORGIA								
				JSC	GEORGIA								
				SAKHYDROENERGOMSHENI,									
				PER AARSLEFF A/S	DENMARK								
WATERMAN LLC	AZERBAIJAN												
AZERBAIJANIAN AFFILIATE													
42261	Rustavi Solid Waste Management Project	40019	Construction of the new landfill site in Rustavi-joined to CRA ID 45161	Goksin Insaat Gida Elektrik Turizm Tekstil Bilisim ve Tuketim Mallari Paz.San.ve (W)	TURKEY (W)	Municipal & Env Inf	21-Dec-2010	Works	Open	3,158,384	1,168,602	37.0%	
				KOGER & PARTNERID (LT)	LATVIA								
				LTD JAVA (GE)	GEORGIA								
42421	Black Sea Energy Transmission System	39579	Package A - 500kV and 400kV Overhead Lines	KEC INTERNATIONAL LIMITED (W)	INDIA (W)	Power and Energy	05-Jul-2010	Works	Open	55,632,462	55,632,462	100.0%	
				DALEKOVOD	CROATIA								
				KALPATARU Power Transmission	INDIA								
				SA-RA Energy Construct, Trade & Industry Co Inc	TURKEY								

LISTING OF CONTRACTS BY COUNTRY OF OPERATIONS (Value € 2010)

Country Name	Contract ID	Op Name	Op ID	Contract Name	Tenderer Name	Tenderer Country	Sector	Actual Contract Signing Date	Contract Type	Contract Method	Signed Contract Value (EUR)	EBRD Portion (EUR)	EBRD Financed %	
	43202	Georgia: Tbilisi Railway Bypass Project	40173	Supervision Consultant	ILF Beratende Ingenieure ZT GmbH and GRE - Gauff Rail Engineering GmbH & Co. KG (W)	AUSTRIA (W)	Transport	01-Jun-2010	Consultant Services	Competitive	6,207,917	6,207,917	100.0%	
					Dornier Consulting GmbH and Lahmeyer International GmbH	GERMANY								
					ITALFERR SPA	ITALY								
					LOUIS BERGER SAS SYSTRA SA	FRANCE FRANCE								
	43341	Kutaisi Water Project	36491	Rehabilitation of Gora Settlement Water Supply Distribution Unit 1 & 5 E&M Works contract for EBRD Loan	New Energy Ltd (W)	GEORGIA (W)	Municipal & Env Inf	10-Feb-2010	Works	Open	1,095,449	0	0.0%	
	43361	Enguri Hydro power Plant Rehabilitation project	4304	Unit 1 & 5 E&M Works contract for EBRD Loan	Voith Siemens Hydro Kraftwerkstechnik GmbH & Co. KG (W)	GERMANY (W)	Power and Energy	15-Jul-2010	Works	Open	17,650,000	17,650,000	100.0%	
					ALSTOM	FRANCE								
	43381	Georgia: Tbilisi Railway Bypass Project	40173	Design and Construction of Tbilisi Railway Bypass	JV of China Railway of 23rd Bureau Group Co., Ltd and JSC "Khidmsheni" (W)	GEORGIA (W)	Transport	14-Jun-2010	Works	Open	218,697,585	85,162,441	38.9%	
					Alarko - Strabag	TURKEY								
					CMC - Nurol	CHINA								
					OHL Yapi Merkezi	SPAIN TURKEY								
	44241	Enguri Hydro power Plant Rehabilitation project	4304	PIU Electrical Engineer Teimuraz Ilarioni	Teimuraz Ilarioni (W)	GEORGIA (W)	Power and Energy	01-Aug-2010	Consultant Services	Competitive	1,856	1,856	100.0%	
					David Mildiani	GEORGIA								
					Malkhaz Oragvelidze	GEORGIA								
	44242	Enguri Hydro power Plant Rehabilitation project	4304	PIU Electrical Engineer Malkhaz Oragvelidze	Malkhaz Oragvelidze (W)	GEORGIA (W)	Power and Energy	15-Nov-2010	Consultant Services	Competitive	96,390	96,390	100.0%	
					David Mildiani	GEORGIA								
					Teimuraz Ilarioni	GEORGIA								
	44261	Enguri Hydro power Plant Rehabilitation project	4304	PIU Civil Engineer George Skhirtladze	George Skhirtladze (W)	GEORGIA (W)	Power and Energy	01-Nov-2010	Consultant Services	Competitive	79,560	79,560	100.0%	
					Erekle Chkhikvadze	GEORGIA								
					George Japaridze	GEORGIA								
					Lasha Chkhikvadze	GEORGIA								
					Vasil Apkhazava	GEORGIA								
	44262	Enguri Hydro power Plant Rehabilitation project	4304	PIU Project /Finance manager Malkhaz Tskvitishvili	Malkhaz Tskvitishvili (W)	GEORGIA (W)	Power and Energy	01-Aug-2010	Consultant Services	Competitive	162,000	162,000	100.0%	
					Kakhaber Paichadze	GEORGIA								
					Koba Kharkheli	GEORGIA								
					Levan Shonia	GEORGIA								
Total GEORGIA											12	309,373,060	168,701,229	54.5%

LISTING OF CONTRACTS BY COUNTRY OF OPERATIONS (Value € 2010)

Country Name	Contract ID	Op Name	Op ID	Contract Name	Tenderer Name	Tenderer Country	Sector	Actual Contract Signing Date	Contract Type	Contract Method	Signed Contract Value (EUR)	EBRD Portion (EUR)	EBRD Financed %
KAZAKHSTAN	34601	South-West Corridor Road Project	39258	Civil Works (rehabilitation of 102 km road)	Cengiz Insaat Sanayi Ve Ticaret A.S. (W)	TURKEY (W)	Transport	12-Jul-2010	Works	Open	75,034,368	66,030,244	88.0%
					CJSC "Dena Rahsaz Construction Co"	IRAN							
					JV "Azerkopu" "MZ Autobahn-Bau GMBH"	AZERBAIJAN							
					Kukdong Engineering & Construction Co.Ltd.	KOREA							
					State Unitary Enterprise "Orenburgremdorstroy"	RUSSIAN FEDERATION							
	TODINI COSTRUZIONI SPA	ITALY											
	34641	South-West Corridor Road Project	39258	Construction Supervision Consultant	Egis International (W)	FRANCE (W)	Transport	15-Feb-2010	Consultant Services	Competitive	3,629,416	2,942,063	81.1%
					JV Bonifica S.p.A. and SPT Studii e Pianificazione del Territorio S.r.l.	ITALY							
					MOTT MACDONALD	UNITED KINGDOM							
					SMEC INTERNATIONAL PTY LTD	AUSTRALIA							
					SNC-LAVALIN INTERNATIONAL	FRANCE							
	TERA INTERNATIONAL GROUP, INC.	UNITED STATES											
	35061	KEGOC Modernisation II Loan	38647	Package No.1- Rehabilitation of substations in Akmolinskiye	KEC INTERNATIONAL LIMITED (W)	INDIA (W)	Power and Energy	24-Dec-2010	Supply & Installation	Open	107,070,046	107,070,046	100.0%
					Consortium of KEPCO & Hyundai	KOREA							
35101	KEGOC Modernisation II Loan	38647	Package No.3 Rehabilitation of 500 and 220 kV substations in Almatinskije MES,Vostochnye	KEC INTERNATIONAL LIMITED (W)	INDIA (W)	Power and Energy	24-Dec-2010	Supply & Installation	Open	50,762,852	50,762,852	100.0%	
				Consortium of ABB AB and ABB Oy	SWEDEN								
				Consortium of KEPCO & Hyundai	KOREA								
40262	Almaty Electrotrans	39082	Refurbishment of 8 trolleybus-tram traction substations	Siemens LLP (W)	KAZAKHSTAN (W)	Municipal & Env Inf	03-Dec-2010	Supply & Installation	Open	7,680,697	7,680,697	100.0%	
				ATEF Electromash LLC	AZERBAIJAN								
				JSC Electromontazh	KAZAKHSTAN								
				JSC Pluton	UKRAINE								
				KEC International Ltd.	INDIA								
				LLP ABB	KAZAKHSTAN								
				LP Transformash	KAZAKHSTAN								
41921	JSC Kaztemirtrans	40524	Lot 1: Freight Wagons	Intersnab LLP (W)	KAZAKHSTAN (W)	Transport	04-May-2010	Supply & Installation	Open	12,407,265	12,407,265	100.0%	
				PromstroyCenter LLP	KAZAKHSTAN								

LISTING OF CONTRACTS BY COUNTRY OF OPERATIONS (Value € 2010)

Country Name	Contract ID	Op Name	Op ID	Contract Name	Tenderer Name	Tenderer Country	Sector	Actual Contract Signing Date	Contract Type	Contract Method	Signed Contract Value (EUR)	EBRD Portion (EUR)	EBRD Financed %
	41922	JSC Kaztemirtrans	40524	Lot 2: Freight Wagons	Intersnab LLP (W)	KAZAKHSTAN (W)	Transport	04-May-2010	Supply & Installation	Open	12,407,265	12,407,265	100.0%
					PromstroyCenter LLP	KAZAKHSTAN							
	41941	JSC Kaztemirtrans	40524	Lot 3 Freight Wagons	BTC Alliance LLP (W)	KAZAKHSTAN (W)	Transport	04-May-2010	Supply & Installation	Open	12,371,199	12,371,199	100.0%
					PromstroyCenter LLP	KAZAKHSTAN							
	42542	Almaty Bus Sector Reform	40810	Procurement of New 200 City Low Entry CNG Buses 12m spare parts and maintenance services for AlmatyElektrotrans of the City of Almaty	Zhengzhou Yutong Bus Co. Ltd (W)	CHINA (W)	Municipal & Env Inf	18-Oct-2010	Goods	Open	20,000,262	20,000,262	100.0%
					LLP Blue Star Kazakhstan	KAZAKHSTAN							
					LLP Daewoo Bus Kazakhstan, Kazakhstan	KAZAKHSTAN							
					LLP SP KazAvtobusProm, Kazakhstan	KAZAKHSTAN							
					TEMSA Global San. VE	TURKEY							
					TIGARET A.S., Turkey	UKRAINE							
					Trade-Finance Company LAZ Ltd, Ukraine	UKRAINE							
				Xinjiang Sanbao Industry Group Co. LTD, China	CHINA								
42881	Aktobe CHP rehabilitation	38738	PIU Consultancy	COWI Engineering, Environmental and Economic Consulting LLC (W)	RUSSIAN FEDERATION (W)	Power and Energy	09-Aug-2010	Consultant Services	Competitive	1,990,020	1,990,020	100.0%	
				AF-CONSULT	FINLAND								
				KEMA NEDERLAND B.V.	NETHERLANDS								
				MVV DECON GMBH	GERMANY								
				POYRY ENERGY OY	FINLAND								
44821	JSC Kaztemirtrans	40524	Procurement of 75 eight-wheeled tank wagons	BTC Alliance LLP (W)	KAZAKHSTAN (W)	Transport	28-Dec-2010	Supply & Installation	Open	5,198,903	5,198,903	100.0%	
				"Intersnab" LLP	KAZAKHSTAN								
Total KAZAKHSTAN					11						308,552,294	298,860,816	96.9%
KYRGYZ REPUBLIC	41861	Osh-Isfana Road Upgrading Project	38773	Phase 1: Civil Works Pulgon-Burgandy-Batken km 155-220	Xinjiang Beixin Road & Bridge Construction Co., Ltd (W)	CHINA (W)	Transport	11-May-2010	Works	Open	19,742,145	19,742,146	100.0%
				China Railroad No.5 Engineering Co.Ltd	CHINA								
				Sinohydro Corp. Ltd	CHINA								
				STRABAG INTERNATIONAL GMBH	GERMANY								
Total KYRGYZ REPUBLIC					1						19,742,145	19,742,146	100.0%
LATVIA	42864	Latvenergo Riga CHP-2	40741	Riga TPP-2 Reconstruction Project 2nd Unit	GAMA Guc Sistemleri Muhendislik ve Taahhut A.S. (W)	TURKEY (W)	Power and Energy	03-Mar-2010	Supply & Installation	Alternative	349,870,491	150,000,000	42.9%

LISTING OF CONTRACTS BY COUNTRY OF OPERATIONS (Value € 2010)

Country Name	Contract ID	Op Name	Op ID	Contract Name	Tenderer Name	Tenderer Country	Sector	Actual Contract Signing Date	Contract Type	Contract Method	Signed Contract Value (EUR)	EBRD Portion (EUR)	EBRD Financed %	
Total LATVIA											1	349,870,491	150,000,000	42.9%
MOLDOVA	42583	Chisinau Public Transport	39988	Supply of low floor trolleybuses	Consortium BelKommunMash & Carpat Belaz Service (W)	BELARUS (W)	Municipal & Env Inf	03-Nov-2010	Goods	Open	12,747,955	5,000,000	39.2%	
					LAZ	UKRAINE								
					Russian Buses GAZ Group	RUSSIAN FEDERATION								
					Trolza Market	RUSSIAN FEDERATION								
VMZ Group	RUSSIAN FEDERATION													
Total MOLDOVA											1	12,747,955	5,000,000	39.2%
MONTENEGRO	43061	Montenegro Rail Infrastructure Emer Rehab Project II	40344	Lots 1 - 3: Rehabilitation of Tunnels	Porr Technobau und Umwelt AG (W)	AUSTRIA (W)	Transport	27-Jul-2010	Works	Open	5,089,016	4,349,587	85.5%	
					JV "Hidrotehnika/Hidroenergetika - Geosonda/Konsolidacija Rudnici Boksita AD	SERBIA								
					STRABAG AG	MONTENEGRO								
						AUSTRIA								
	43081	Montenegro Rail Infrastructure Emer Rehab	40344	Reconstruction of 20 Railroad Crossings along the Railways	SZ - Železnisko Gradbeno Podjetje - Ljubljana d.d. (W)	SLOVENIA (W)	Transport	04-Aug-2010	Works	Open	930,856	795,604	85.5%	
					OHL ZS A.S.	CZECH REPUBLIC								
	44941	Montenegro Rail Infrastructure Emer Rehab Project II	40344	Consulting Services for the Preparation of Designs for Landslides along the Railway Line Niksic-Podgorica	Saobraćajni Inštitut CIP d.o.o (W)	SERBIA (W)	Transport	29-Dec-2010	Consultant Services	Selection from a shortlist	238,000	238,000	100.0%	
					Geodata Engineering S.p.a.	ITALY								
					iC consulenti	AUSTRIA								
INECO S.A.					SPAIN									
Rudarski Institut D.O.O.					SERBIA									
Scott Wilson Ltd	UNITED KINGDOM													
Total MONTENEGRO											3	6,257,873	5,383,190	86.0%
POLAND	42065	Krakov Public Transport Project - Phase II	40330	New Trams	Bombardier Transportation GmbH, Vossloh Kiepe GmbH Consortium (W)	GERMANY (W)	Municipal & Env Inf	22-Jul-2010	Goods	Alternative	60,070,903	9,908,464	16.5%	

LISTING OF CONTRACTS BY COUNTRY OF OPERATIONS (Value € 2010)

Country Name	Contract ID	Op Name	Op ID	Contract Name	Tenderer Name	Tenderer Country	Sector	Actual Contract Signing Date	Contract Type	Contract Method	Signed Contract Value (EUR)	EBRD Portion (EUR)	EBRD Financed %
	42441	Krakow Public Transport Project - Phase II	40330	Redevelopment of ul. Długa, together with the tramway and the intersection with ul. Basztowa redevelopment of the tramway in Al. Gwaryńska	Mota Engil Central Europe Spółka Akcyjna, Mota Engil Engenharia e Construção S (W)	POLAND (W)	Municipal & Env Inf	09-Feb-2010	Works	Alternative	5,082,936	1,016,587	20.0%
	42641	Krakow Public Transport Project - Phase II	40330	Construction of the KST N-S tramway, stage IIA: Rondo Grzegorzeckie Most Kotlarski - ul. Klimeckiego - ul. Lincka	Zakłady Usług Energetycznych i Komunikacyjnych grupa ZUE S.A. (W)	POLAND (W)	Municipal & Env Inf	20-Jan-2010	Works	Alternative	27,758,302	5,551,660	20.0%
Total POLAND											92,912,142	16,476,712	17.7%
ROMANIA	22099	CFR City Stations Enhancement Project	12936	Contract of Expertise Services	SC RICHARD CHAMBERLAIN & ASSOCIATES LTD (W)	UNITED KINGDOM (W)	Transport	01-Dec-2010	Consultant Services	Selective	112,000	112,000	100.0%
				Ag Project Management Infrastructures		ROMANIA							
				CMD Project Consult SRL		ROMANIA							
				DE Consult Deutsche Eisenbahn Consulting GmbH		GERMANY							
				SC VIO TOP SRL		ROMANIA							
	37601	Arges County Regional Solid Waste	36477	Waste collection and management equipment - Lot	SC Terra Romania Utilaje de Constructii SRL (W)	ROMANIA (W)	Municipal & Env Inf	03-Feb-2010	Goods	Open	522,950	522,950	100.0%
				Com.Int SpA		ITALY							
	40661	Bacau Solid Waste Management Project	35928	Lot 3 Containerised Reverse Osmosis Leachate Treatment Plant	SC Process Engineering SRL and Pall Austria Filter GmbH (W)	ROMANIA (W)	Municipal & Env Inf	22-Jul-2010	Goods	Open	1,125,400	1,125,400	100.0%
	40821	MELF Sibiu	31650	Lot 1-Two Combined High Pressure and Suction Sewer Cleaning Trucks and Two Vacuum	Wiedemann & Reichardt GmbH (W)	GERMANY (W)	Municipal & Env Inf	27-Jul-2010	Goods	Open	799,800	799,800	100.0%
				ATRIK DOO & EURITECH		SLOVENIA							
				CAPPELLOTTO SPA		ITALY							
				RIVARD		FRANCE							
				SC ROMPRIM S.A.		ROMANIA							

LISTING OF CONTRACTS BY COUNTRY OF OPERATIONS (Value € 2010)

Country Name	Contract ID	Op Name	Op ID	Contract Name	Tenderer Name	Tenderer Country	Sector	Actual Contract Signing Date	Contract Type	Contract Method	Signed Contract Value (EUR)	EBRD Portion (EUR)	EBRD Financed %		
ROMANIA	42201	Turceni Rehabilitation	37696	Loan A portion - Owner Engineer's Consultancy Services	Vattenfall Europe PowerConsult GmbH (W) ENINVEST Poyry Energy AG	GERMANY (W) ROMANIA SWITZERLAND	Power and Energy	23-Jun-2010	Consultant Services	Competitive	800,000	800,000	100.0%		
	42221	Turceni Rehabilitation	37696	Loan B portion - Owner Engineer's Consultancy Services	Vattenfall Europe PowerConsult GmbH (W) Eninvest Poyry Energy AG	GERMANY (W) ROMANIA SWITZERLAND	Power and Energy	23-Jun-2010	Consultant Services	Competitive	700,000	700,000	100.0%		
	42761	MELF Brasov	18595	Supply of Equipment and Machinery for Maintenance of the Water and	S.C. Logosol S.R.L. (W) S.C. GEODIS RO S.R.L. and S.C. ROM TOOLS S.R.L. SC Rom Tools SRL	ROMANIA (W) ROMANIA ROMANIA	Municipal & Env Inf	07-Oct-2010	Goods	Open	362,364	362,364	100.0%		
	42762	MELF Sibiu	31650	Lot 2-One Excavator	TERRA ROMANIA S.R.L. (W)	ROMANIA (W)	Municipal & Env Inf	28-Jul-2010	Goods	Open	73,795	73,795	100.0%		
	42763	MELF Sibiu	31650	Lot 3-One Mobile Diesel Wastewater pump	ATRIK DOO & EURITECH (W)	SLOVENIA (W)	Municipal & Env Inf	28-Jul-2010	Goods	Open	49,790	49,790	100.0%		
	43421	Constanta By-Pass Project	33391	Lot 2: Rehabilitation Works for Bridge No.2 and Viaducts Over the Cernavoda	Arcada Company S.A. (W) BILFINGER BERGER AG Dywidag JV Shapir Structures 1991 Ltd & Freyssinet International et Company	ROMANIA (W) AUSTRIA GERMANY FRANCE	Transport	22-Sep-2010	Works	Open	11,766,208	5,427,638	46.1%		
	43861	Constanta By-Pass Project	33391	Lot 1: Rehabilitation Works for Bridge No.01 over the Danube River at Giurgeni, on	Bilfinger Berger Baugesellschaft mbH (W) Dywidag JV Shapir Structures 1991 Ltd & Freyssinet International et Company	AUSTRIA (W) GERMANY FRANCE	Transport	15-Oct-2010	Works	Open	11,017,465	5,082,250	46.1%		
	43862	Constanta By-Pass Project	33391	Lot 3: Rehabilitation Works for Bridge No.03 on DN 39km 8+988 at Agigea,	Bilfinger Berger Baugesellschaft mbH (W) Dywidag JV Shapir Structures 1991 Ltd & Freyssinet International et Company	AUSTRIA (W) GERMANY FRANCE	Transport	15-Oct-2010	Works	Open	4,720,606	2,177,570	46.1%		
	Total ROMANIA											12	32,050,377	17,233,556	53.8%
	RUSSIAN FEDERATION	29510	Rosmorport	37140	Design, Construction and Delivery of 2 Tug	JSC "Pella Shipyard Leningrad" (W) Damen Shipyards, Gorinchem	RUSSIAN FEDERATION (W) NETHERLANDS	Transport	08-Jun-2010	Goods	Open	10,800,000	9,152,542	84.8%	

LISTING OF CONTRACTS BY COUNTRY OF OPERATIONS (Value € 2010)

Country Name	Contract ID	Op Name	Op ID	Contract Name	Tenderer Name	Tenderer Country	Sector	Actual Contract Signing Date	Contract Type	Contract Method	Signed Contract Value (EUR)	EBRD Portion (EUR)	EBRD Financed %
				Boats	JSC "Yaroslavl Shipyard"	RUSSIAN FEDERATION							
	38561	Lipetsk Municipal Infrastructure Project	34523	5 Reconstruction of boiler-houses	Lipetskenergo remont CJSC (W) Promservice CJSC	RUSSIAN FEDERATION (W) RUSSIAN FEDERATION	Municipal & Env Inf	31-May-2010	Works	Open	1,772,653	1,772,653	100.0%
	39221	Khanty-Mansi Municipal Services Development Programme: Pyt'Ya	37767	WW-2 Rehabilitation of Pressure Header from WWPS-2 to Balance Chamber near Kolos Bakery	Yuganskpromtekhmontazh LLC (W) Grados, LLC Tobolskstroy mekhanizatsia, CJSC	RUSSIAN FEDERATION (W) RUSSIAN FEDERATION RUSSIAN FEDERATION	Municipal & Env Inf	11-May-2010	Works	Open	725,665	725,665	100.0%
	39921	Lipetsk Municipal Infrastructure Project	34523	12 Laboratory for water quality monitoring-Lot 3 gas chromatography based hardware and software complex	NevaLab CJSC (W)	RUSSIAN FEDERATION (W)	Municipal & Env Inf	23-Mar-2010	Goods	Open	44,519	44,519	100.0%
	39941	Surgut Waste Water Collection and Rehabilitation Project	39651	Renovation of Sewage Collectors-Lot 1: Household sewerage system. Sewer in 2V St (Komsomolsky Ave from Geologicheskaya St to Yugorskaya St	Spetsializirovannoe Kariernoje Upravlenie Ltd, SKU-57 Ltd and LLC Enterprise for (W) Spetsializirovannaya Mnogoprofilnaya Kompania, Surgut Consortium of Predpriyatie po Stroitelstvu i Remontu Podzemnykh Remontu Podzemnykh Kommunikatsiv, Surgut Tekhnostroy LLC, Nizhnevartovsk	RUSSIAN FEDERATION (W) RUSSIAN FEDERATION RUSSIAN FEDERATION RUSSIAN FEDERATION RUSSIAN FEDERATION	Municipal & Env Inf	14-Jul-2010	Works	Open	3,436,520	3,436,520	100.0%
	39981	Lipetsk Municipal Infrastructure Project	34523	8 - LOT 1 Reconstruction of Water-mains	Teploenergomontazh CJSC (W) Barma-B LLC Lipetskstroy LLC	RUSSIAN FEDERATION (W) RUSSIAN FEDERATION RUSSIAN FEDERATION	Municipal & Env Inf	22-Sep-2010	Works	Open	1,035,772	1,035,772	100.0%
	40461	Sakha (Yakutia)	35294	Pe-2c Srednedkolymsk	Magas-Stroy Ltd. (W)	RUSSIAN FEDERATION (W)	Municipal & Env Inf	14-Jul-2010	Works	Open	4,631,745	4,631,745	100.0%

LISTING OF CONTRACTS BY COUNTRY OF OPERATIONS (Value € 2010)

Country Name	Contract ID	Op Name	Op ID	Contract Name	Tenderer Name	Tenderer Country	Sector	Actual Contract Signing Date	Contract Type	Contract Method	Signed Contract Value (EUR)	EBRD Portion (EUR)	EBRD Financed %
		Republican MSDP GUP		heating networks and water supply	Technoserv AS Co., Ltd. (Moscow)	RUSSIAN FEDERATION							
	41421	Khanty-Mansi Municipal Services Development Programme:Pyt'Ya	37767	WW-4 Modernisation of Wastewater Pumping Stations No 5	LLC Grados (W) Consortium of ESOT d.o.o., Slovenia, and LLC Esotek Moscow, Russia LLC Esotek Moscow, RF	RUSSIAN FEDERATION (W) RUSSIAN FEDERATION RUSSIAN FEDERATION	Municipal & Env Inf	22-Apr-2010	Works	Open	1,263,248	1,222,423	96.8%
	41441	Khanty-Mansi Municipal Services	37767	DH-3 Reconstruction of boiler plant	Marmitex CJSC (W) ESOT LLC	RUSSIAN FEDERATION (W) SLOVENIA	Municipal & Env Inf	19-Jul-2010	Works	Open	2,993,582	1,902,719	63.6%
	41461	Lipetsk Municipal Infrastructure Project	34523	11b Reconstruction of Wastewater Pumping Stations (WWPS)	LLC Rosestroy (W)	RUSSIAN FEDERATION (W)	Municipal & Env Inf	28-Oct-2010	Works	Open	486,719	486,719	100.0%
	41742	Neva Discharge	38382	Project Engineer, Project Implementation and Procurement Support	COWI Engineering, Environmental and Economic Consulting LLC (W) Koks Consult GmbH Poyry Environment Oy Ramboll Finland OY Royal Haskoning	RUSSIAN FEDERATION (W) GERMANY FINLAND FINLAND NETHERLANDS	Municipal & Env Inf	16-Jun-2010	Consultant Services	Competitive	4,667,726	1,361,576	29.2%
	42341	Surgut Waste Water Collection and Rehabilitation Project	39651	Renovation of Sewage Collectors-Lot 2&3: Gravity Sewer in District-15, 50 Let VLKSM St, from KK-6 to KK-12 (Dn 1420mm) & Severnaya Panel in Mayakovsky St	Predpriyatie po Stroitelstvu i Remontu Podzemnykh Kommunikatsiy LLC (W) Spetsializirovannaya Mnogoprofilnaya Kompania, Surgut Spetsializirovannoe Kariernoie Upravlenie Ltd. Surgut Tekhnostroy LLC, Nizhnevartovsk	RUSSIAN FEDERATION (W) RUSSIAN FEDERATION RUSSIAN FEDERATION RUSSIAN FEDERATION	Municipal & Env Inf	14-Jul-2010	Works	Open	3,236,259	3,236,259	100.0%
	43021	RusHydro (HydroOGK) - Modernization	36725	Volzhskaya Turbine for RusHydro	Power Machines (W) Alstom Hydro	RUSSIAN FEDERATION (W) FRANCE	Power and Energy	25-Jan-2010	Supply & Installation	Open	45,366,595	45,366,595	100.0%

LISTING OF CONTRACTS BY COUNTRY OF OPERATIONS (Value € 2010)

Country Name	Contract ID	Op Name	Op ID	Contract Name	Tenderer Name	Tenderer Country	Sector	Actual Contract Signing Date	Contract Type	Contract Method	Signed Contract Value (EUR)	EBRD Portion (EUR)	EBRD Financed %
		Loan			Ruselprom-VaTech	RUSSIAN FEDERATION							
					Voith Siemens	GERMANY							
	43121	Vologda Municipal Water Services Project	35783	Contract 5 Reconstruction of Wastewater Treatment Plant - NDEP Funded	Ecopolymer-M CJSC and VSK-Center LLC (W) Energokaskad, Ionoobmennye Tekhnologii, Prirodookhrannye Ionoobmennye Tekhnologii Prirodookhrannye Effektivnye Tekhnologii LLC Stroitrest Graxhdanproekt LCC	RUSSIAN FEDERATION (W) RUSSIAN FEDERATION RUSSIAN FEDERATION RUSSIAN FEDERATION RUSSIAN FEDERATION	Municipal & Env Inf	10-Mar-2010	Works	Open	4,352,952	4,352,953	100.0%
	43863	St Petersburg Flood Protection Barrier	18221	A5b - Construction of engineering networks and systems of the navigation opening C1 tunnel	JSC Metrostroy (W)	RUSSIAN FEDERATION (W)	Municipal & Env Inf	28-Sep-2010	Works	Open	133,120,100	439,399	0.3%
	44642	Komi Municipal Water Services - Syktyvkar	22163	S.11/1 Waste-Water Pumping Stations Equipment and Incidental	LLC Institute "Grazhdanproek" (W) JSC Novaya Era Tahal Consulting Engineers Ltd	RUSSIAN FEDERATION (W) RUSSIAN FEDERATION ISRAEL	Municipal & Env Inf	28-May-2010	Supply & Installation	Open	442,134	442,134	100.0%
	44763	Komi Municipal Water Services - Syktyvkar	22163	S.11/2 Waste-Water Pumping Stations Equipment and Incidental Services 5WWPS-	LLC Institute "Grazhdanproek" (W) JSC NOVAYA ERA TAHAL CONSULTING ENGINEERS LTD	RUSSIAN FEDERATION (W) RUSSIAN FEDERATION ISRAEL	Municipal & Env Inf	28-May-2010	Supply & Installation	Open	1,912,811	1,912,811	100.0%
	44961	RusHydro (HydroOGK) - Modernization Loan	36725	Rybinskaya Turbine for RusHydro	Power Machines (W) ALSTOM Hydro Andritz Hydro GmbH Voith Siemens Hydro Power Generation	RUSSIAN FEDERATION (W) FRANCE GERMANY AUSTRIA	Power and Energy	16-Nov-2010	Supply & Installation	Open	41,922,536	41,922,536	100.0%
	44981	Lipetsk Municipal Infrastructure Project	34523	8 - LOT 2 Reconstruction of Water Mains	Teploenergomontazh CJSC (W) Barma-B LLC	RUSSIAN FEDERATION (W) RUSSIAN FEDERATION	Municipal & Env Inf	22-Sep-2010	Works	Open	1,017,739	1,017,739	100.0%

LISTING OF CONTRACTS BY COUNTRY OF OPERATIONS (Value € 2010)

Country Name	Contract ID	Op Name	Op ID	Contract Name	Tenderer Name	Tenderer Country	Sector	Actual Contract Signing Date	Contract Type	Contract Method	Signed Contract Value (EUR)	EBRD Portion (EUR)	EBRD Financed %	
					Lipetskstroy LLC	RUSSIAN FEDERATION								
Total RUSSIAN FEDERATION					19						263,229,275	124,463,280	34.4%	
SERBIA	26825	Belgrade Highway and Bypass Project	36651	Lot A2: Design and construction of Motorway E75 alignment, km 188+680.00 - km 194+782.94 and design and construction of "Dobanovci" interchange (II phase)	STRABAG AG (W)	AUSTRIA (W)	Transport	21-Sep-2010	Works	Open	33,375,341	28,284,187	84.8%	
					Alpine Bau GmbH & AD "PUTEVI" Užice	AUSTRIA								
					Energoprojekt -Niskogradnja AD	SERBIA								
					KONSTRUKTOR-INZENJERING D.D. SPLIT	CROATIA								
					PORR Technobau und Umwelt Aktiengesellschaft & TEERAG ASDAG Aktiengesellschaft	AUSTRIA								
					PRIMORJE DD	SLOVENIA								
					PZP Beograd A.D & PZP Niš A.D.	SERBIA								
					SWIETELSKY BAUGESELLSCHAFT M.B.H.	AUSTRIA								
	38863	K10		39750	Lot 1: Section Pirot (east) - Sukovo: Construction of Highway E80 Pirot (east)-Dimitrovgrad	Alpine Bau GmbH (W)	AUSTRIA (W)	Transport	03-Nov-2010	Works	Open	9,144,304	9,144,304	100.0%
						AKTOR SA	GREECE							
						Azerkorpu	AZERBAIJAN							
						CGP d.d.	SLOVENIA							
						Consortium Monte Adriano Enhengaria	PORTUGAL							
						COOPERATIVA MURATORI & CEMENTISTI	ITALY							
						HOCHTIEF	NETHERLANDS							
JV CPM d.d. and Integral Inzenjering d.d. Laktasi	BOSNIA AND HERZEGOVINA													
JV Porr and Ratko Mitrovic - Niskogradnja	BOSNIA AND HERZEGOVINA													
SCT DD LJUBLJANA	SLOVENIA													
SOCIETA ITALIANA per Condotte di Acqua	ITALY													
TERNA SA	GREECE													
Trace Group Hold Plc	UNITED KINGDOM													
43883	K10		39750	Lot 2: Section Sukovo-Dimitrovgrad: Construction of Highway E80 Pirot (east)-Dimitrovgrad	Alpine Bau GmbH (W)	AUSTRIA (W)	Transport	03-Nov-2010	Works	Open	18,954,158	18,954,158	100.0%	
					AKTOR SA	GREECE								
					Azerkorpu	AZERBAIJAN								
					CGP d.d.	SLOVENIA								
					Consortium Monte Adriano Enhengaria	PORTUGAL								

LISTING OF CONTRACTS BY COUNTRY OF OPERATIONS (Value € 2010)

Country Name	Contract ID	Op Name	Op ID	Contract Name	Tenderer Name	Tenderer Country	Sector	Actual Contract Signing Date	Contract Type	Contract Method	Signed Contract Value (EUR)	EBRD Portion (EUR)	EBRD Financed %	
				Dimitrovgrad	COOPERATIVA MURATORI & CEMENTISTI	ITALY								
					HOCHTIEF	GERMANY								
					JV CPM d.d and Integral Inzeniering d.d. Laktasi	BOSNIA AND HERZEGOVINA								
					JV Porr and Ratko Mirovic - Niskoogradnia	BOSNIA AND HERZEGOVINA								
					SCT DD LJUBLJANA	SLOVENIA								
					SOCIETA ITALIANA per Condotte di Acqua	ITALY								
					TERNA SA	GREECE								
					Trace Group Hold Plc	UNITED KINGDOM								
Total SERBIA											3	61,473,804	56,382,650	91.7%
TAJIKISTAN	41507	Khujand Water Supply Improvement Project II	38746	Rehabilitation of Water Supply Transmission and Distribution Network	SU-2 LLC (W)	TAJIKISTAN (W)	Municipal & Env Inf	07-Sep-2010	Works	Open	1,370,000	1,030,000	75.2%	
					Idiljaksu LLC	TAJIKISTAN								
					Oriyon-KS LLC	TAJIKISTAN								
					Ozqur Cecen	TURKEY								
	42061	Southern Tajikistan Water Rehabilitation Project	37656	STWRP-013 Hydro Geological Research of Korez Water intake territory in Dangara City	General Directorate of Geology under the Government of the Republic of Taiikista (W)	TAJIKISTAN (W)	Municipal & Env Inf	27-Sep-2010	Services	Open	88,797	73,701	83.0%	
	42501	Southern Tajikistan Water	37656	STWRP-007 Laboratory Equipment for	Universal LLC (W)	TAJIKISTAN (W)	Municipal & Env Inf	18-Oct-2010	Goods	Open	42,046	12,614	30.0%	
					Avesto LLC	TAJIKISTAN								
	42602	Southern Tajikistan Water Rehabilitation Project	37656	STWRP-011 Operation and maintenance equipment for the Dangara, Kulyab,	Asia LLC (W)	TAJIKISTAN (W)	Municipal & Env Inf	14-Nov-2010	Goods	Open	547,241	164,172	30.0%	
					JSC HYDROMASHSERVICE	RUSSIAN FEDERATION								
					Supply Quip Limited	MAURITIUS								
	43221	Southern Tajikistan Water Rehabilitation Project	37656	STWRP-006 Cleaning of biological ponds in Kulyab City	Bakht-82 LLC (W)	TAJIKISTAN (W)	Municipal & Env Inf	13-Dec-2010	Works	Open	270,092	81,027	30.0%	
					PMK-12 LLC	TAJIKISTAN								
					Somon-1open joint-stock company	TAJIKISTAN								
					Stroitel-K open joint-stock company	TAJIKISTAN								
43702	Khujand Water Supply Improvement Project	34583	Water Meters and Connection Equipment - Khujand Water	Fela Planungs AG (W)	SWITZERLAND (W)	Municipal & Env Inf	24-Aug-2010	Goods	Open	1,450,000	0	0.0%		
				Impex Chur AG	SWITZERLAND									

LISTING OF CONTRACTS BY COUNTRY OF OPERATIONS (Value € 2010)

Country Name	Contract ID	Op Name	Op ID	Contract Name	Tenderer Name	Tenderer Country	Sector	Actual Contract Signing Date	Contract Type	Contract Method	Signed Contract Value (EUR)	EBRD Portion (EUR)	EBRD Financed %
Total TAJIKISTAN						6					3,768,174	1,361,515	36.1%
UKRAINE	42241	Cherkasy Energy Efficiency Project	37511	Biofuel boiler plant	JV Cunin Altergis consortium (W) Nest UTP Kalvis Nest Consortium	FRANCE (W) UKRAINE UKRAINE	Municipal & Env Inf	24-Nov-2010	Supply & Installation	Open	710,826	710,826	100.0%
	42343	UkrEsco II	33832	A009: Modernization of grain drying at agricultural company 'Agrosvit' LLC, Karapysky vil, Mironovskiy region, Kiev oblast, Ukraine.	LTV Landmaschinen und Transporttechnik Vertriebsgesellschaft mbH (W)	GERMANY (W)	Country Team	07-Jul-2010	Supply & Installation	Local	378,196	378,196	100.0%
	42801	UkrEsco II	33832	S026.1: Increase of energy efficiency consumption at sugar plant 'Spetztechnika' LLC in Yagotin, Kiev oblast, Ukraine. Lot No.1 Energy saving	Bliznyuki Private Company (W)	UKRAINE (W)	Country Team	26-Jul-2010	Goods	Local	64,608	64,608	100.0%
	42821	UkrEsco II	33832	S026.2: Increase of energy efficiency consumption at sugar plant 'Spetztechnika' LLC in Yagotin, Kiev oblast, Ukraine. Lot No2: Replacement of thermal insulation of steam pipelines, pipelines and equipment	V i S LTD, LLC (W)	UKRAINE (W)	Country Team	23-Jul-2010	Works	Local	64,331	64,331	100.0%
	43602	K2R4 Post-start-up	34838	Supply of a visual inspection system	Onet Technologies Grands Projets (W)	FRANCE (W)	Power and Energy	12-Aug-2010	Goods	Open	475,445	475,445	100.0%

LISTING OF CONTRACTS BY COUNTRY OF OPERATIONS (Value € 2010)

Country Name	Contract ID	Op Name	Op ID	Contract Name	Tenderer Name	Tenderer Country	Sector	Actual Contract Signing Date	Contract Type	Contract Method	Signed Contract Value (EUR)	EBRD Portion (EUR)	EBRD Financed %
		Safety and		for VVER-1000	just one tenderer	FRANCE							
	44681	UkrEsco II	33832	D025: «Vehicles conversion to the gas fuel with construction of two multifuel filling	Megalit 2007 LLC (W)	UKRAINE (W)	Country Team	23-Dec-2010	Supply & Installation	Open	1,932,796	1,932,796	100.0%
					UKRSPETSMONTAZH SPE LLC	UKRAINE							
	44722	Ukraine Railways: Rolling Stock Renewal	37921	Lot 1: Supply and Delivery of Goods for General Purpose Freight	FTD Fahrzeugtechnik Dessau GmbH CTF (W)	GERMANY (W)	Transport	20-Oct-2010	Supply & Installation	Open	24,880,506	21,148,430	85.0%
					GOSA Fabrika sinskih vosila d.o.o.	SERBIA							
	44741	Ukraine Railways: Rolling Stock Renewal Project	37921	Lot 3: Supply and Delivery of Goods for General Purpose Freight Gondola Wagon (460)	JSC "Kryukovsky Railway Car Building Works" (W)	UKRAINE (W)	Transport	15-Nov-2010	Supply & Installation	Open	23,041,224	19,201,020	83.3%
					FTD FAHRZEUGTECHNIK	GERMANY							
					DESSAU GMBH CTF								
					GOSA Fabrika sinskih vosila d.o.o.	SERBIA							
Total UKRAINE				8							51,547,932	43,975,652	85.3%
Grand Total				113							1,658,794,182	1,027,600,344	58.5%

(W) Indicates the name and the country of the winning tenderer . All subsequent tenderers listed were unsuccessful in competing for the respective contract

**AWARDS BY COUNTRY OF ORIGIN OF THE TENDERS (VALUE IN €)
2006 - 2010**

Country Name	2006	2007	2008	2009	2010	Total
ALBANIA	3,694,372				715,559	4,409,931
ARMENIA				4,559,679		4,559,679
AUSTRIA	24,150,989	130,715,463	226,977,875	93,849,301	108,196,047	583,889,675
AZERBAIJAN			35,591,080			35,591,080
BELARUS					12,747,955	12,747,955
BELGIUM	476,780	481,360		233,880		1,192,020
BOSNIA AND HERZEGOVINA		10,382,561	53,936,113	20,671,923	15,613,699	100,604,296
BULGARIA	1,834,005	6,741,930	10,372,022			18,947,957
CANADA		154,000				0
CHINA		152,904,017		7,802,259	39,742,408	200,448,684
CROATIA	255,668,153	91,403,647	139,462,515	28,617,463	16,726,841	531,878,619
CZECH REPUBLIC	20,143,840		1,687,798	13,650,000	11,587,090	47,068,728
DENMARK	1,281,658	2,969,499		700,000		4,951,157
ESTONIA						0
FINLAND	2,236,462	3,073,610				5,310,072
FRANCE	3,591,960	41,547,572	23,823,578	30,200,000	7,870,031	107,033,141
FYR MACEDONIA	2,058,581		50,814,308			52,872,889
GEORGIA	5,736,238	5,387,976		2,460,484	226,612,839	240,197,537
GERMANY	187,326,334	35,340,631	36,478,710	20,278,035	118,854,333	398,278,043
GREECE	111,792,295					111,792,295
HUNGARY			121,769			121,769
INDIA	49,042,873				213,465,361	262,508,234
IRELAND						0
ISRAEL				2,457,519	3,537,113	5,994,632
ITALY	36,230,500	270,954,614	39,587,149	3,170,804		349,943,067
JAPAN						0
KAZAKHSTAN		230,841		66,683,688	50,065,329	116,979,858
KOREA					7,756,997	7,756,997
LATVIA	3,959,861					3,959,861
LITHUANIA	13,122,916	612,400	1,031,216			14,766,532
LUXEMBOURG		6,626,450				6,626,450
MONTENEGRO *	578,321		3,067,140	2,082,258		5,727,719
NETHERLANDS	9,884,327					9,884,327
NORWAY						0
POLAND	78,164,375	122,617,537	86,829,892	9,846,286	32,841,238	330,299,329
PORTUGAL		376,969				376,969
ROMANIA	15,024,052	44,397,085	145,043,069	21,449,625	13,850,716	239,764,547
RUSSIAN FEDERATION	310,182,796	1,203,054,663	59,277,225	41,595,640	265,689,295	1,879,799,619
SERBIA *	1,352,683	11,458,935	500,314	3,915,166	238,000	17,465,098
SLOVAK		4,987,440				4,987,440
SLOVENIA		58,000,219	39,323,628		55,583,496	152,907,343
SPAIN	42,453,100	7,101,664	886,374			50,441,138
SWEDEN						0
SWITZERLAND	1,224,608	91,989	56,457,129	9,768	1,450,000	59,233,494
TAJKISTAN	1,424,691	204,188			2,318,174	3,947,053
TURKEY	170,996,773		158,019,585		428,063,243	757,079,601
UKRAINE		13,333,005	27,189,080	405,472	25,102,959	66,030,516
UNITED KINGDOM	123,380	3,850,861	877,172	686,670	165,460	5,703,543
UNITED STATES	8,003,793	3,379,804	499,695			11,883,292
Total	1,361,760,716	2,232,226,930	1,197,854,436	375,325,920	1,658,794,182	6,825,962,184

* Montenegro declared independence on 3 June 2006. For statistical purposes, all contracts signed before 1 January 2006, which were previously reported under Serbia & Montenegro, are now reported solely under Serbia. All contracts signed after 1 January 2006 have been assigned to Montenegro or Serbia respectively even if they were signed before the declaration of independence.

AWARDS BY COUNTRY OF ORIGIN OF THE TENDERERS (NUMBER) 2006 - 2010

Country Name	2006	2007	2008	2009	2010	Total
ALBANIA	3				1	4
ARMENIA				1		1
AUSTRIA	3	9	9	8	9	38
AZERBAIJAN			1			1
BELGIUM	1	1		1		4
BELARUS					1	1
BOSNIA AND HERZEGOVINA		3	27	20	14	64
BULGARIA	1	6	6			13
CANADA						0
CHINA		2		2	2	6
CROATIA	6	8	11	6	5	36
CZECH REPUBLIC	2		2	1	1	6
DENMARK	3	1		1		5
ESTONIA						0
FINLAND	1	2				3
FRANCE	2	7	4	1	4	18
FYR MACEDONIA	2		1			3
GEORGIA	1	3		2	7	13
GERMANY	11	8	6	6	11	42
GREECE	3					3
HUNGARY			1			1
INDIA	1				3	4
IRELAND						
ISRAEL				1	1	2
ITALY	5	8	2	1		16
JAPAN						0
KAZAKHSTAN		1		1	5	7
KOREA					1	1
LATVIA	5					5
LITHUANIA	2	2	1			5
LUXEMBOURG		1				1
MONTENEGRO *	2		1	2		5
NETHERLANDS	1					1
NORWAY						0
POLAND	9	7	7	1	2	26
PORTUGAL		2				2
ROMANIA	3	14	12	7	5	41
RUSSIAN FEDERATION	7	15	8	8	21	59
SERBIA *	4	5	2	2	1	14
SLOVAK REPUBLIC		1				1
SLOVENIA		2	5		3	10
SPAIN	5	1	2			8
SWEDEN						0
SWITZERLAND	2	13	7	1	1	24
TAJIKISTAN	2	1			5	8
TURKEY	8		2		3	13
UKRAINE		7	4	1	4	16
UNITED KINGDOM	1	5	2	1	3	12
UNITED STATES	2	3	1			6
Total	98	138	124	75	113	548

* Montenegro declared independence on 3 June 2006. For statistical purposes, all contracts signed before 1 January 2006, which were previously reported under Serbia & Montenegro, are now reported solely under Serbia. All contracts signed after 1 January 2006 have been assigned to Montenegro or Serbia respectively even if they were signed before the declaration of independence.

**AWARDS BY COUNTRY OF ORIGIN OF THE TENDERERS (VALUE IN € BY
CONTRACT TYPE)
2010**

Country of Winning Tenderer	Consultant Services	Goods	Services	Supply & Installation	Works	Total
ALBANIA					715,559	715,559
AUSTRIA	6,207,917				101,988,130	108,196,047
BELARUS		12,747,955				12,747,955
BOSNIA AND HERZEGOVINA	88,800	157,049			15,367,850	15,613,699
CHINA		20,000,262			19,742,145	39,742,408
CROATIA	28,560	204,800		8,750,016	7,743,465	16,726,841
CZECH REPUBLIC					11,587,090	11,587,090
FRANCE	3,629,416	475,445		3,765,170		7,870,031
GEORGIA	339,806	6,480,000			219,793,033	226,612,839
GERMANY	2,498,038	60,870,703		25,258,702	30,226,890	118,854,333
INDIA				157,832,898	55,632,462	213,465,360
ISRAEL					3,537,113	3,537,113
KAZAKHSTAN				50,065,329		50,065,329
KOREA				7,756,997		7,756,997
POLAND					32,841,238	32,841,238
ROMANIA		2,084,508			11,766,208	13,850,716
RUSSIAN FEDERATION	6,657,746	11,314,518		89,644,076	158,072,954	265,689,294
SERBIA *	238,000					238,000
SLOVENIA		49,790			55,533,706	55,583,496
SWITZERLAND		1,450,000				1,450,000
TAJIKISTAN		589,286	88,797		1,640,091	2,318,174
TURKEY				349,870,491	78,192,752	428,063,243
UKRAINE		64,608		24,974,020	64,331	25,102,959
UNITED KINGDOM	165,460					165,460
Total	19,853,743	116,488,924	88,797	717,917,699	804,445,018	1,658,794,181

**AWARDS BY COUNTRY OF ORIGIN OF THE TENDERERS
(VALUE IN € BY PROCUREMENT METHOD)**

Country of Winning Tenderer	Open	Selective	Direct	Shopping	Local	Alternative*	Competitive	Selection from a shortlist	Total
ALBANIA	715,559								715,559
AUSTRIA	101,988,130						6,207,917		108,196,047
BELARUS	12,747,955								12,747,955
BOSNIA AND HERZEGOVINA	15,524,899						88,800		15,613,699
CHINA	39,742,408								39,742,408
CROATIA	16,698,281						28,560		16,726,841
CZECH REPUBLIC	11,587,090								11,587,090
FRANCE	4,240,615						3,629,416		7,870,031
GEORGIA	226,273,033						339,806		226,612,839
GERMANY	55,907,195				378,196	60,070,903	2,498,038		118,854,333
INDIA	213,465,361								213,465,361
ISRAEL	3,537,113								3,537,113
KAZAKHSTAN	50,065,329								50,065,329
KOREA	7,756,997								7,756,997
POLAND						32,841,238			32,841,238
ROMANIA	13,850,716								13,850,716
RUSSIAN FEDERATION	259,031,549						6,657,746		265,689,295
SERBIA *								238,000	238,000
SLOVENIA	55,583,496								55,583,496
SWITZERLAND	1,450,000								1,450,000
TAJIKISTAN	2,318,174								2,318,174
TURKEY	78,192,752					349,870,491			428,063,243
UKRAINE	24,974,020				128,939				25,102,959
UNITED KINGDOM		112,000					11,940	41,520	165,460
Total	1,195,650,671	112,000			507,135	442,782,633	19,462,223	279,520	1,658,794,182

* this method is used for contracts awarded not in accordance with the Bank's PPRs

CONTRACTS AWARDED BY COUNTRY OF ORIGIN OF THE TENDERERS 2010

Country of Winning Tenderer: ALBANIA

Winning Tenderer	Op Country	Op Name	Contract Name	Sector	Contract Signed Date	Contract Type	Contract Method	Signed Contract Value (EUR)	EBRD Portion (EUR)	EBRD Administered Grant Funding
Euroteorema Peqin Sh.p.k	ALBANIA	Tirana Municipal Transport Project	Reconstruction and widening of Lana Bridge near Technology School on Kavaia Road	Municipal & Env Inf	08-Apr-2010	Works	Open	715,559	715,559	0
Total:	1							715,559	715,559	

Country of Winning Tenderer: AUSTRIA

Winning Tenderer	Op Country	Op Name	Contract Name	Sector	Contract Signed Date	Contract Type	Contract Method	Signed Contract Value (EUR)	EBRD Portion (EUR)	EBRD Administered Grant Funding
Strabag AG Direktion IF Environmental Technology	CROATIA	Karlovac Wastewater Management Project	Construction and refurbishment of water supply & wastewater systems- EuropeAid/127425/D/ WKS/HR, ISPA/16/P/PE/001-0102	Municipal & Env Inf	09-Feb-2010	Works	Open	16,856,903	4,686,219	0
Alpine Bau GmbH	FYR MACEDONIA	Regional and Local Roads Programme	Rehabilitation & Improvement of Regional Roads: R 610 Section: Angelci-Veljusa, R606 Section: Radovis-Konce, R602 Section: Lubnica-Konce	Transport	27-Dec-2010	Works	Open	2,830,336	2,320,876	0
ILF Beratende Ingenieure ZT GmbH and GRE - Gauß Rail Engineering GmbH & Co. KG	GEORGIA	Georgia: Tbilisi Railway Bypass Project	Supervision Consultant	Transport	01-Jun-2010	Consultant Services	Competitive	6,207,917	6,207,917	0
Porr Technobau und Umwelt AG	MONTENEGRO	Montenegro Rail Infrastructure Emer Rehab Project II	Lots 1 - 3: Rehabilitation of Tunnels	Transport	27-Jul-2010	Works	Open	5,089,016	4,349,587	0
Bilfinger Berger Baugesellschaft mbH	ROMANIA	Constanta By-Pass Project	Lot 1: Rehabilitation Works for Bridge No.01 over the Danube River at Giurgeni, on DN2A km 114+134	Transport	15-Oct-2010	Works	Open	11,017,465	5,082,250	0

CONTRACTS AWARDED BY COUNTRY OF ORIGIN OF THE TENDERERS 2010

Winning Tenderer	Op Country	Op Name	Contract Name	Sector	Contract Signed Date	Contract Type	Contract Method	Signed Contract Value (EUR)	EBRD Portion (EUR)	EBRD Administered Grant Funding
Bilfinger Berger Baugesellschaft mbH	ROMANIA	Constanta By-Pass Project	Lot 3: Rehabilitation Works for Bridge No.03 on DN 39km 8+988 at Agigea, Constanta County	Transport	15-Oct-2010	Works	Open	4,720,606		0
STRABAG AG	SERBIA	Belgrade Highway and Bypass Project	Lot A2: Design and construction of Motorway E75 alignment, km 188+680.00 - km 194+782.94 and design and construction of "Dobanovci" interchange (II phase)	Transport	21-Sep-2010	Works	Open	33,375,341	28,284,187	0
Alpine Bau GmbH	SERBIA	K10	Lot 2: Section Sukovo Dimitrovgrad: Construction of Highway E80 Pirot (east)-Dimitrovgrad	Transport	03-Nov-2010	Works	Open	18,954,158	18,954,158	0
Alpine Bau GmbH	SERBIA	K10	Lot 1: Section Pirot (east) - Sukovo: Construction of Highway E80 Pirot (east)-Dimitrovgrad	Transport	03-Nov-2010	Works	Open	9,144,304	9,144,304	0
Total:	9							108,196,047	79,029,498	0

Country of Winning Tenderer: BELARUS

Winning Tenderer	Op Country	Op Name	Contract Name	Sector	Contract Signed Date	Contract Type	Contract Method	Signed Contract Value (EUR)	EBRD Portion (EUR)	EBRD Administered Grant Funding
Consortium BelKommunMash & Carpat	MOLDOVA	Chisinau Public Transport	Supply of low floor trolleybuses	Municipal & Env Inf	03-Nov-2010	Goods	Open	12,747,955	5,000,000	0
Total:	1							12,747,955	5,000,000	0

Country of Winning Tenderer: BOSNIA AND HERZEGOVINA

Winning Tenderer	Op Country	Op Name	Contract Name	Sector	Contract Signed Date	Contract Type	Contract Method	Signed Contract Value (EUR)	EBRD Portion (EUR)	EBRD Administered Grant Funding
------------------	------------	---------	---------------	--------	----------------------	---------------	-----------------	-----------------------------	--------------------	---------------------------------

CONTRACTS AWARDED BY COUNTRY OF ORIGIN OF THE TENDERERS 2010

Winning Tenderer	Op Country	Op Name	Contract Name	Sector	Contract Signed Date	Contract Type	Contract Method	Signed Contract Value (EUR)	EBRD Portion (EUR)	EBRD Administered Grant Funding
Mrkonjicputevi	BOSNIA AND HERZEGOVINA	Bosnia & Herzegovina Road Rehabilitation Project	Lot 1: M14.1 Derventa (Zirovina) - Brod Road & M14.1 Brod-Brusnica Road	Transport	29-Jan-2010	Works	Open	1,937,829	1,656,264	0
Prijedorputevi a.d.	BOSNIA AND HERZEGOVINA	Bosnia & Herzegovina Road Rehabilitation Project	Lot 3: M-17 Hadzici - Tarcin route km 21+800 - km 31+100	Transport	13-Jul-2010	Works	Open	1,761,974	1,505,960	0
Prijedorputevi a.d.	BOSNIA AND HERZEGOVINA	Bosnia & Herzegovina Road Rehabilitation Project	Lot 2: M20 Gacko-Brod na Drini & M20 Brod na Drini-Foca-Ustikolina Road	Transport	29-Jan-2010	Works	Open	1,716,426	1,467,031	0
Putovi d.o.o. Grude	BOSNIA AND HERZEGOVINA	Bosnia & Herzegovina Road Rehabilitation Project	Lot 4: Road Rehabilitation M 16.2 Bugojno 2 - Gornji Vakuf route km 0+000 - km 19+067	Transport	02-Aug-2010	Works	Open	1,711,043	1,462,430	0
JV Sarajevoputevi and Asfaltgradnja	BOSNIA AND HERZEGOVINA	Bosnia & Herzegovina Road Rehabilitation Project	Lot 2: Road Rehabilitation M-5 Josanica - Stup 2 route and M-18 Stup 4 - granica Entiteta (Dobrinja) route	Transport	13-Jul-2010	Works	Open	1,459,929	1,247,803	0
INTEGRAL Inzenjering A.D. Laktasi	BOSNIA AND HERZEGOVINA	Bosnia & Herzegovina Road Rehabilitation Project	Lot 1: Rehabilitation of M5/M19.3 Rogatica - Sastavci - Ustipraca & M5/M19.3 Visegrad - Vardiste	Transport	25-Aug-2010	Works	Open	1,305,280	1,305,280	0
HP Investing	BOSNIA AND HERZEGOVINA	Bosnia & Herzegovina Road Rehabilitation Project	Road Rehabilitation of M-17 Potoci - Mostar (ulaz) Route: 36+900 - km 43+800	Transport	18-May-2010	Works	Open	1,241,755	1,061,329	0
JV Hering-Preduzece Za Puteve-Amitea	BOSNIA AND HERZEGOVINA	Bosnia & Herzegovina Road Rehabilitation Project	Lot 5: M-6.1 Gnojnice - granica Entiteta (Bakracusa) route km 0+000 - km 11+100 - km 22+200	Transport	20-Aug-2010	Works	Open	1,162,604	993,678	0
INTEGRAL Inzenjering A.D. Laktasi	BOSNIA AND HERZEGOVINA	Bosnia & Herzegovina Road Rehabilitation Project	Lot 3: Rehabilitation of R415 Sipovo - Kupres (Novo Selo)	Transport	25-Aug-2010	Works	Open	1,110,591	1,110,591	0
INTEGRAL Inzenjering A.D. Laktasi	BOSNIA AND HERZEGOVINA	Bosnia & Herzegovina Road Rehabilitation Project	Lot 2: Rehabilitation of R-411 Han Kola - Sropske Toplice	Transport	25-Aug-2010	Works	Open	933,333	933,333	0

CONTRACTS AWARDED BY COUNTRY OF ORIGIN OF THE TENDERERS 2010

Winning Tenderer	Op Country	Op Name	Contract Name	Sector	Contract Signed Date	Contract Type	Contract Method	Signed Contract Value (EUR)	EBRD Portion (EUR)	EBRD Administered Grant Funding
RIAL-SPED	BOSNIA AND HERZEGOVINA	Bosnia & Herzegovina Road Rehabilitation Project	Lot 1: Road Rehabilitation M-14.1 Svilaj - Odzak route: km 52+700 - km 69+500	Transport	20-Aug-2010	Works	Open	748,681	639,898	0
Kozaraputevi	BOSNIA AND HERZEGOVINA	Bosnia & Herzegovina Road Rehabilitation Project	Lot 3: Vucja Luka (Hresa) - Sumbulovac Road	Transport	29-Jan-2010	Works	Open	278,405	237,953	0
EUROMODUS d.o.o.	BOSNIA AND HERZEGOVINA	Power Distribution Reconstruction Project	ERS-P4-04/09-EK, Lot B Trucks with Hydraulic Platform	Power and Energy	26-Nov-2010	Goods	Open	157,049	157,049	0
IPSA Institute	BOSNIA AND HERZEGOVINA	B&H: Regional Road Development Programme	Updating of December 2006 Corridor Vc Motorway Feasibility Study for Butila-Vlakovo-Tarcin Section of Motorway	Transport	11-Jan-2010	Consultant Services	Competitive	88,800	88,800	0
Total:	14							15,613,699	13,867,400	0

Country of Winning Tenderer: CHINA

Winning Tenderer	Op Country	Op Name	Contract Name	Sector	Contract Signed Date	Contract Type	Contract Method	Signed Contract Value (EUR)	EBRD Portion (EUR)	EBRD Administered Grant Funding
Zhengzhou Yutong Bus Co. Ltd	KAZAKHSTAN	Almaty Bus Sector Reform	Procurement of New 200 City Low Entry CNG Buses 12m spare parts and maintenance services for AlmatyElektrotrans of the City of Almaty	Municipal & Env Inf	18-Oct-2010	Goods	Open	20,000,262	20,000,262	0
Xinjiang Beixin Road & Bridge Construction Co., Ltd	KYRGYZ REPUBLIC	Osh-Isfana Road Upgrading Project	Phase 1: Civil Works Pulgon-Burgandy-Batken km 155-220	Transport	11-May-2010	Works	Open	19,742,145	19,742,146	0
Total:	2							39,742,408	39,742,408	0

Country of Winning Tenderer: CROATIA

CONTRACTS AWARDED BY COUNTRY OF ORIGIN OF THE TENDERERS 2010

Winning Tenderer	Op Country	Op Name	Contract Name	Sector	Contract Signed Date	Contract Type	Contract Method	Signed Contract Value (EUR)	EBRD Portion (EUR)	EBRD Administered Grant Funding
Koncar-Inzenjering za Energetiku I Transport d.d. (KET)	ALBANIA	Power Transmission Substations Rehabilitation	ECSEE ALP2 SS-01 Lot 2	Power and Energy	28-Apr-2010	Supply & Installation	Open	8,750,016	6,920,000	0
Institut IGH d.d.	BOSNIA AND HERZEGOVINA	Corridor Vc	Supervision of Works on Construction of Motorway on Corridor 5C, Section Drivusa-Kakanj, Sub-section Gorica-Biljesevo	Transport	14-Jul-2010	Works	Open	2,320,929	1,983,700	0
Palfinger Kran d.o.o	BOSNIA AND HERZEGOVINA	Power Distribution Reconstruction Project	ERS-P4-04/09-EK - Lot A - Tractor Excavator-Borers for ELEKTROKRAJINA	Power and Energy	24-May-2010	Goods	Open	204,800	204,800	0
Viadukt Limited	CROATIA	CORRIDOR Vc COMPLETION PROJECT	Ploce Interchange - Bosnia & Herzegovina border: border crossing "Metkovic- in total length of 1.5 km)	Transport	13-Dec-2010	Works	Open	5,422,536	4,409,343	0
Institut IGH dd	CROATIA	Port of Dubrovnik Infrastructure Modernisation Project	Supervision services for Reconstruction and Extension of Dubrovnik/Gruz passenger port - Berth 16 and 17	Transport	02-Nov-2010	Consultant Services	Competitive	28,560	209,670	0
Total:	5							16,726,841	13,727,512	0

Country of Winning Tenderer: CZECH REPUBLIC

Winning Tenderer	Op Country	Op Name	Contract Name	Sector	Contract Signed Date	Contract Type	Contract Method	Signed Contract Value (EUR)	EBRD Portion (EUR)	EBRD Administered Grant Funding
------------------	------------	---------	---------------	--------	----------------------	---------------	-----------------	-----------------------------	--------------------	---------------------------------

CONTRACTS AWARDED BY COUNTRY OF ORIGIN OF THE TENDERERS 2010

Winning Tenderer	Op Country	Op Name	Contract Name	Sector	Contract Signed Date	Contract Type	Contract Method	Signed Contract Value (EUR)	EBRD Portion (EUR)	EBRD Administered Grant Funding
JV OHL ZS & Niskogradnja	BOSNIA AND HERZEGOVINA	Mahovljani Interchange	Construction of Mahovljani Motorway Interchange	Transport	16-Mar-2010	Works	Open	11,587,090	11,587,090	0
Total:	1							11,587,090	11,587,090	0

Country of Winning Tenderer: FRANCE

Winning Tenderer	Op Country	Op Name	Contract Name	Sector	Contract Signed Date	Contract Type	Contract Method	Signed Contract Value (EUR)	EBRD Portion (EUR)	EBRD Administered Grant Funding
FELJAS & MASSON	GEORGIA	Kutaisi Water Project	Supply and Installation of High Lift Pumps	Municipal & Env Inf	27-Jun-2010	Supply & Installation	Open	3,054,344	1,040,000	0
Egis International	KAZAKHSTAN	South-West Corridor Road Project	Construction Supervision Consultant	Transport	15-Feb-2010	Consultant Services	Competitive	3,629,416	2,942,063	0
JV Cunin Altergis consortium	UKRAINE	Cherkasy Energy Efficiency Project	Biofuel boiler plant	Municipal & Env Inf	24-Nov-2010	Supply & Installation	Open	710,826	710,826	0
Onet Technologies Grands Projets	UKRAINE	K2R4 Post-start-up Safety and Modernisation Programme	Supply of a visual inspection system for VVER-1000 reactor at unit 4, Rovno Power Plant	Power and Energy	12-Aug-2010	Goods	Open	475,445	475,445	0
Total:	4							7,870,031	5,168,334	0

Country of Winning Tenderer: GEORGIA

Winning Tenderer	Op Country	Op Name	Contract Name	Sector	Contract Signed Date	Contract Type	Contract Method	Signed Contract Value (EUR)	EBRD Portion (EUR)	EBRD Administered Grant Funding
JSC Electro Rolling Stock Repair Plant Tbilisi Branch	ARMENIA	Yerevan Metro Rehabilitation Project	Lot 2: 60 No. New Tenon-Type Bogies for Metro Cars design, manufacture, factory acceptance, delivery and provision of associated services	Municipal & Env Inf	15-Jul-2010	Goods	Open	6,480,000	6,480,000	0

CONTRACTS AWARDED BY COUNTRY OF ORIGIN OF THE TENDERERS 2010

Winning Tenderer	Op Country	Op Name	Contract Name	Sector	Contract Signed Date	Contract Type	Contract Method	Signed Contract Value (EUR)	EBRD Portion (EUR)	EBRD Administered Grant Funding
JV of China Railway of 23rd Bureau Group Co., Ltd and JSC "Khidmsheni"	GEORGIA	Georgia: Tbilisi Railway Bypass Project	Design and Construction of Tbilisi Railway Bypass	Transport	14-Jun-2010	Works	Open	218,697,585	85,162,441	0
New Energy Ltd	GEORGIA	Kutaisi Water Project	Rehabilitation of Gora Settlement Water Supply Distribution Network - MCG Funded	Municipal & Env Inf	10-Feb-2010	Works	Open	1,095,449	0	1,095,449
Malkhaz Tskvitishvili	GEORGIA	Enguri Hydro power Plant Rehabilitation project	PIU Project /Finance manager Malkhaz Tskvitishvili	Power and Energy	01-Aug-2010	Consultant Services	Competitive	162,000	162,000	0
Malkhaz Oragvelidze	GEORGIA	Enguri Hydro power Plant Rehabilitation project	PIU Electrical Engineer Malkhaz Oragvelidze	Power and Energy	15-Nov-2010	Consultant Services	Competitive	96,390	96,390	0
George Skhirtladze	GEORGIA	Enguri Hydro power Plant Rehabilitation project	PIU Civil Engineer George Skhirtladze	Power and Energy	01-Nov-2010	Consultant Services	Competitive	79,560	79,560	0
Teimuraz Ilarioni	GEORGIA	Enguri Hydro power Plant Rehabilitation project	PIU Electrical Engineer Teimuraz Ilarioni	Power and Energy	01-Aug-2010	Consultant Services	Competitive	1,856	1,856	0
Total:	7							226,612,839	91,982,247	1,095,449

Country of Winning Tenderer: GERMANY

Winning Tenderer	Op Country	Op Name	Contract Name	Sector	Contract Signed Date	Contract Type	Contract Method	Signed Contract Value (EUR)	EBRD Portion (EUR)	EBRD Administered Grant Funding
Ludwig Pfeiffer Hoch-und Tiefbau Gmbh & Co.KG	ARMENIA	Armenia Lake Sevan Basin Environmental Project	Design and Construction of WWTPs in Gavar, Vardenis, Martuni	Municipal & Env Inf	27-Jan-2010	Works	Open	3,923,920	3,923,920	0
JV KUK Consulting South Eastern Europe GmbH & Projekt a.d. Banja Luka	BOSNIA AND HERZEGOVINA	Mahovljani Interchange	CONSULTING SERVICES FOR SUPERVISION OF WORKS	Transport	21-Apr-2010	Consultant Services	Competitive	998,038	998,038	0
Ludwig Pfeiffer Hoch-und Tiefbau Gmbh & Co.KG	BULGARIA	Stara Zagora Water Investment Project	Lot 10 - Reconstruction of water main along Hristo Botev Street in the city of Stara Zagora	Municipal & Env Inf	30-Apr-2010	Works	Open	437,568	437,568	0
JV Strabag AG and Pomgrad Engineering Ltd	CROATIA	Port of Dubrovnik Infrastructure Modernisation Project	Rehabilitation and Construction of Berths 16 and 17	Transport	16-Nov-2010	Works	Open	8,215,401	6,325,859	0

CONTRACTS AWARDED BY COUNTRY OF ORIGIN OF THE TENDERERS 2010

Winning Tenderer	Op Country	Op Name	Contract Name	Sector	Contract Signed Date	Contract Type	Contract Method	Signed Contract Value (EUR)	EBRD Portion (EUR)	EBRD Administered Grant Funding
Voith Siemens Hydro Kraftwerkstechnik GmbH & Co. KG	GEORGIA	Enguri Hydro power Plant Rehabilitation project	Unit 1 & 5 E&M Works contract for EBRD Loan	Power and Energy	15-Jul-2010	Works	Open	17,650,000	17,650,000	0
Bombardier Transportation GmbH, Vossloh Kiepe GmbH Consortium	POLAND	Krakow Public Transport Project - Phase II	New Trams	Municipal & Env Inf	22-Jul-2010	Goods	Alternative	60,070,903	9,908,464	0
Vattenfall Europe PowerConsult GmbH	ROMANIA	Turceni Rehabilitation	Loan A portion - Owner Engineer's Consultancy Services	Power and Energy	23-Jun-2010	Consultant Services	Competitive	800,000	800,000	0
Wiedemann & Reichardt GmbH	ROMANIA	MELF Sibiu	Lot 1-Two Combined High Pressure and Suction Sewer Cleaning Trucks and Two Vacuum Sewer Cleaning Trucks	Municipal & Env Inf	27-Jul-2010	Goods	Open	799,800	799,800	0
Vattenfall Europe PowerConsult GmbH	ROMANIA	Turceni Rehabilitation	Loan B portion - Owner Engineer's Consultancy Services	Power and Energy	23-Jun-2010	Consultant Services	Competitive	700,000	700,000	0
FTD Fahrzeugtechnik Dessau GmbH CTF	UKRAINE	Ukraine Railways: Rolling Stock Renewal Project	Lot 1: Supply and Delivery of Goods for General Purpose Freight Gondola Wagon (575)	Transport	20-Oct-2010	Supply & Installation	Open	24,880,506	21,148,430	0
LTV Landmaschinen und Transporttechnik Vertiebsgesellschaft mbH	UKRAINE	UkrEsco II	A009: Modernization of grain drying at agricultural company 'Agrosvit' LLC, Karapyshy vil, Mironovskiy region, Kiev oblast, Ukraine	Country Team	07-Jul-2010	Supply & Installation	Local	378,196	378,196	0
Total:	11							118,854,333	63,070,275	0

Country of Winning Tenderer: INDIA

Winning Tenderer	Op Country	Op Name	Contract Name	Sector	Actual Contract Signing Date	Contract Type	Contract Method	Signed Contract Value (EUR)	EBRD Portion (EUR)	EBRD Administered Grant Funding
KEC INTERNATIONAL LIMITED	GEORGIA	Black Sea Energy Transmission System	Package A - 500kV and 400kV Overhead Lines	Power and Energy	05-Jul-2010	Works	Open	55,632,462	55,632,462	0

CONTRACTS AWARDED BY COUNTRY OF ORIGIN OF THE TENDERERS 2010

Winning Tenderer	Op Country	Op Name	Contract Name	Sector	Contract Signed Date	Contract Type	Contract Method	Signed Contract Value (EUR)	EBRD Portion (EUR)	EBRD Administered Grant Funding
KEC INTERNATIONAL LIMITED	KAZAKHSTAN	KEGOC Modernisation II Loan	Package No.1- Rehabilitation of substations in Akmolinskiye MES, Sarbaiskiye MES and Severnye MES branches.	Power and Energy	24-Dec-2010	Supply & Installation	Open	107,070,046	107,070,046	0
KEC INTERNATIONAL LIMITED	KAZAKHSTAN	KEGOC Modernisation II Loan	Package No.3 Rehabilitation of 500 and 220 kV substations in Almatinskies MES, Vostochnye MES and Tsentralnye MES branches.	Power and Energy	24-Dec-2010	Supply & Installation	Open	50,762,852	50,762,852	0
Total:	3							213,465,361	213,465,361	0

Country of Winning Tenderer: ISRAEL

Winning Tenderer	Op Country	Op Name	Contract Name	Sector	Contract Signed Date	Contract Type	Contract Method	Signed Contract Value (EUR)	EBRD Portion (EUR)	EBRD Administered Grant Funding
JV (Consortium) Tahal Consulting Engineers Ltd. & New Energy Ltd	GEORGIA	Borjomi Water Project	Raw Water Treatment Plant (RWTP) at Sadgari	Municipal & Env Inf	18-Aug-2010	Works	Open	3,537,113	1,500,000	780,453
Total:	1							3,537,113	1,500,000	780,453

Country of Winning Tenderer: KAZAKHSTAN

Winning Tenderer	Op Country	Op Name	Contract Name	Sector	Contract Signed Date	Contract Type	Contract Method	Signed Contract Value (EUR)	EBRD Portion (EUR)	EBRD Administered Grant Funding
Intersnab LLP	KAZAKHSTAN	JSC Kaztemirtrans	Lot 1: Freight Wagons	Transport	04-May-2010	Supply & Installation	Open	12,407,265	12,407,265	0
Intersnab LLP	KAZAKHSTAN	JSC Kaztemirtrans	Lot 2: Freight Wagons	Transport	04-May-2010	Supply & Installation	Open	12,407,265	12,407,265	0
BTC Alliance LLP	KAZAKHSTAN	JSC Kaztemirtrans	Lot 3 Freight Wagons	Transport	04-May-2010	Supply & Installation	Open	12,371,199	12,371,199	0
Siemens LLP	KAZAKHSTAN	Almaty Electrotrans	Refurbishment of 8 trolleybus-tram traction substations	Municipal & Env Inf	03-Dec-2010	Supply & Installation	Open	7,680,697	7,680,697	0

CONTRACTS AWARDED BY COUNTRY OF ORIGIN OF THE TENDERERS 2010

Winning Tenderer	Op Country	Op Name	Contract Name	Sector	Contract Signed Date	Contract Type	Contract Method	Signed Contract Value (EUR)	EBRD Portion (EUR)	EBRD Administered Grant Funding
BTC Alliance LLP	KAZAKHSTAN	JSC Kaztemirtrans	Procurement of 75 eight-wheeled tank wagons	Transport	28-Dec-2010	Supply & Installation	Open	5,198,903	5,198,903	0
Total:	5							50,065,329	50,065,329	0

Country of Winning Tenderer: KOREA

Winning Tenderer	Op Country	Op Name	Contract Name	Sector	Contract Signed Date	Contract Type	Contract Method	Signed Contract Value (EUR)	EBRD Portion (EUR)	EBRD Administered Grant Funding
HYOSUNG Corporation	ALBANIA	Power Transmission Substations Rehabilitation	ECSEE ALP2 SS - 02 Lot 3	Power and Energy	31-Mar-2010	Supply & Installation	Open	7,756,997	7,756,997	0
Total:	1							7,756,997	7,756,997	0

Country of Winning Tenderer: POLAND

Winning Tenderer	Op Country	Op Name	Contract Name	Sector	Contract Signed Date	Contract Type	Contract Method	Signed Contract Value (EUR)	EBRD Portion (EUR)	EBRD Administered Grant Funding
Zakłady Usług Energetycznych i Komunikacyjnych grupa ZUE S.A.	POLAND	Krakow Public Transport Project - Phase II	Construction of the KST N-S tramway, stage IIA: Rondo Grzegorzeckie Most Kotlarski - ul. Klimeckiego - ul. Linska	Municipal & Env Inf	20-Jan-2010	Works	Alternative	27,758,302	5,551,660	0
Mota Engil Central Europe Spółka Akcyjna, Mota Engil Engenharia e Construção S	POLAND	Krakow Public Transport Project - Phase II	Redevelopment of ul. Długa, together with the tramway and the intersection with ul. Basztowa redevelopment of the tramway in Al. Słowackiego	Municipal & Env Inf	09-Feb-2010	Works	Alternative	5,082,936	1,016,587	0
Total:	2							32,841,238	6,568,248	0

Country of Winning Tenderer: ROMANIA

Winning Tenderer	Op Country	Op Name	Contract Name	Sector	Contract Signed Date	Contract Type	Contract Method	Signed Contract Value (EUR)	EBRD Portion (EUR)	EBRD Administered Grant Funding
------------------	------------	---------	---------------	--------	----------------------	---------------	-----------------	-----------------------------	--------------------	---------------------------------

CONTRACTS AWARDED BY COUNTRY OF ORIGIN OF THE TENDERERS 2010

Winning Tenderer	Op Country	Op Name	Contract Name	Sector	Contract Signed Date	Contract Type	Contract Method	Signed Contract Value (EUR)	EBRD Portion (EUR)	EBRD Administered Grant Funding
Arcada Company S.A.	ROMANIA	Constanta By-Pass Project	Lot 2: Rehabilitation Works for Bridge No.2 and Viaducts Over the Cernavoda Waterway, on DN 22C km 1+978	Transport	22-Sep-2010	Works	Open	11,766,208	5,427,638	0
SC Process Engineering SRL and Pall Austria Filter GmbH	ROMANIA	Bacau Solid Waste Management Project	Lot 3 Containerised Reverse Osmosis Leachate Treatment Plant	Municipal & Env Inf	22-Jul-2010	Goods	Open	1,125,400	1,125,400	0
SC Terra Romania Utilaje de Constructii SRL	ROMANIA	Arges County Regional Solid Waste Project	Waste collection and management equipment - Lot 1C Vehicles	Municipal & Env Inf	03-Feb-2010	Goods	Open	522,950	522,950	0
S.C. Logosol S.R.L.	ROMANIA	MELF Brasov	Supply of Equipment and Machinery for Maintenance of the Water and Wastewater Systems Lot 1	Municipal & Env Inf	07-Oct-2010	Goods	Open	362,364	362,364	0
TERRA ROMANIA S.R.L.	ROMANIA	MELF Sibiu	Lot 2-One Excavator	Municipal & Env Inf	28-Jul-2010	Goods	Open	73,795	73,795	0
Total:		5						13,850,716	7,512,146	0

Country of Winning Tenderer: RUSSIAN FEDERATION

Winning Tenderer	Op Country	Op Name	Contract Name	Sector	Contract Signed Date	Contract Type	Contract Method	Signed Contract Value (EUR)	EBRD Portion (EUR)	EBRD Administered Grant Funding
LLC TsementOptTorg	ARMENIA	Yerevan Metro Rehabilitation Project	Lot 1: 1 No. New Maintenance Diesel Traction Machine, design, manufacture, factory acceptance, delivery, commissioning and provision of associated services	Municipal & Env Inf	15-Jul-2010	Goods	Open	470,000	470,000	0
COWI Engineering, Environmental and Economic Consulting LLC	KAZAKHSTAN	Aktobe CHP rehabilitation	PIU Consultancy	Power and Energy	09-Aug-2010	Consultant Services	Competitive	1,990,020	1,990,020	0

CONTRACTS AWARDED BY COUNTRY OF ORIGIN OF THE TENDERERS 2010

Winning Tenderer	Op Country	Op Name	Contract Name	Sector	Contract Signed Date	Contract Type	Contract Method	Signed Contract Value (EUR)	EBRD Portion (EUR)	EBRD Administered Grant Funding
JSC Metrostroy	RUSSIAN FEDERATION	St Petersburg Flood Protection Barrier	A5b - Construction of engineering networks and systems of the navigation opening C1 tunnel	Municipal & Env Inf	28-Sep-2010	Works	Open	133,120,100	439,399	0
Ecopolymer-M CJSC and VSK-Center LLC	RUSSIAN FEDERATION	Vologda Municipal Water Services Project	Contract 5 Reconstruction of Wastewater Treatment Plant - NDEP Funded	Municipal & Env Inf	10-Mar-2010	Works	Open	4,352,953	4,352,953	0
Power Machines	RUSSIAN FEDERATION	RusHydro (HydroOGK) - Modernization Loan	Volzhskaya Turbine for RusHydro	Power and Energy	25-Jan-2010	Supply & Installation	Open	45,366,595	45,366,595	0
Power Machines	RUSSIAN FEDERATION	RusHydro (HydroOGK) - Modernization Loan	Rybinskaya Turbine for RusHydro	Power and Energy	16-Nov-2010	Supply & Installation	Open	41,922,536	41,922,536	0
JSC "Pella Shipyard Leningrad"	RUSSIAN FEDERATION	Rosmorport	Design, Construction and Delivery of 2 Tug Boats	Transport	08-Jun-2010	Goods	Open	10,800,000	9,152,542	0
COWI Engineering, Environmental and Economic Consulting LLC	RUSSIAN FEDERATION	Neva Discharge	Project Engineer, Project Implementation and Procurement Support	Municipal & Env Inf	16-Jun-2010	Consultant Services	Competitive	4,667,726	1,361,576	0
Magas-Stroy Ltd.	RUSSIAN FEDERATION	Sakha (Yakutia) Republican MSDP GUP ZhKH	Pe-2c Srednedkolymsk heating networks and water supply of the boiler plant	Municipal & Env Inf	14-Jul-2010	Works	Open	4,631,745	4,631,745	0
Spetsializirovannoe Kariernoje Upravlenie Ltd, SKU-57 Ltd and LLC Enterprise for	RUSSIAN FEDERATION	Surgut Waste Water Collection and Rehabilitation Project	Renovation of Sewage Collectors- Lot 1: Household sewerage system. Sewer in 2V St (Komsomolsky Ave from Geologicheskaya St to Yugorskaya St	Municipal & Env Inf	14-Jul-2010	Works	Open	3,436,520	3,436,520	0

CONTRACTS AWARDED BY COUNTRY OF ORIGIN OF THE TENDERERS 2010

Winning Tenderer	Op Country	Op Name	Contract Name	Sector	Contract Signed Date	Contract Type	Contract Method	Signed Contract Value (EUR)	EBRD Portion (EUR)	EBRD Administered Grant Funding
Predpriyatie po Stroitelstvu i Remontu Podzemnykh Kommunikatsiy LLC	RUSSIAN FEDERATION	Surgut Waste Water Collection and Rehabilitation Project	Renovation of Sewage Collectors-Lot 2&3: Gravity Sewer in District-15, 50 Let VLKSM St, from KK-6 to KK-12 (Dn 1420mm) & Severnaya Panel in Mavelskiy St	Municipal & Env Inf	14-Jul-2010	Works	Open	3,236,259	3,236,259	0
Marmitek CJSC	RUSSIAN FEDERATION	Khanty-Mansi Municipal Services Development Programme:Pyt'Ya	DH-3 Reconstruction of boiler plant Mamontovskaya and construction of new DHS for districts 3, 4 and 5	Municipal & Env Inf	19-Jul-2010	Works	Open	2,993,582	1,902,719	0
LLC Institute "Grazhdanproek"	RUSSIAN FEDERATION	Komi Municipal Water Services - Syktyvkar	S.11/2 Waste-Water Pumping Stations Equipment and Incidental Services 5WWPS-NDEP-2011-01-02	Municipal & Env Inf	28-May-2010	Supply & Installation	Open	1,912,811	1,912,811	0
Lipetskenergoremont CJSC	RUSSIAN FEDERATION	Lipetsk Municipal Infrastructure Project	5 Reconstruction of boiler-houses	Municipal & Env Inf	31-May-2010	Works	Open	1,772,653	1,772,653	0
LLC Grados	RUSSIAN FEDERATION	Khanty-Mansi Municipal Services Development Programme:Pyt'Ya	WW-4 Modernisation of Wastewater Pumping Stations No 5	Municipal & Env Inf	22-Apr-2010	Works	Open	1,263,248	1,222,423	0
Teploenergomontazh CJSC	RUSSIAN FEDERATION	Lipetsk Municipal Infrastructure Project	8 - LOT 1 Reconstruction of Water-mains	Municipal & Env Inf	22-Sep-2010	Works	Open	1,035,772	1,035,772	0
Teploenergomontazh CJSC	RUSSIAN FEDERATION	Lipetsk Municipal Infrastructure Project	8 - LOT 2 Reconstruction of Water Mains	Municipal & Env Inf	22-Sep-2010	Works	Open	1,017,739	1,017,739	0
Yuganskpromtekhmontazh LLC	RUSSIAN FEDERATION	Khanty-Mansi Municipal Services Development Programme:Pyt'Ya	WW-2 Rehabilitation of Pressure Header from WWPS-2 to Balance Chamber near Kolos Bakery	Municipal & Env Inf	11-May-2010	Works	Open	725,665	725,665	0
LLC Rosestroy	RUSSIAN FEDERATION	Lipetsk Municipal Infrastructure Project	11b Reconstruction of Wastewater Pumping Stations (WWPS)	Municipal & Env Inf	28-Oct-2010	Works	Open	486,719	486,719	0

CONTRACTS AWARDED BY COUNTRY OF ORIGIN OF THE TENDERERS 2010

Winning Tenderer	Op Country	Op Name	Contract Name	Sector	Contract Signed Date	Contract Type	Contract Method	Signed Contract Value (EUR)	EBRD Portion (EUR)	EBRD Administered Grant Funding
LLC Institute "Grazhdanproek"	RUSSIAN FEDERATION	Komi Municipal Water Services - Syktyvkar	S.11/1 Waste-Water Pumping Stations Equipment and Incidental Services 2WWPS	Municipal & Env Inf	28-May-2010	Supply & Installation	Open	442,134	442,134	0
NevaLab CJSC	RUSSIAN FEDERATION	Lipetsk Municipal Infrastructure Project	12 Laboratory for water quality monitoring-Lot 3 gas chromatography based hardware and software complex	Municipal & Env Inf	23-Mar-2010	Goods	Open	44,519	44,519	0
Total:	21							265,689,296	126,923,300	0

Country of Winning Tenderer: SERBIA

Winning Tenderer	Op Country	Op Name	Contract Name	Sector	Contract Signed Date	Contract Type	Contract Method	Signed Contract Value (EUR)	EBRD Portion (EUR)	EBRD Administered Grant Funding
Saobracajni Institute CIP d.o.o	MONTENEGRO	Montenegro Rail Infrastructure Emer Rehab Project II	Consulting Services for the Preparation of Designs for Landslides along the Railway Line Niksic-Podgorica	Transport	29-Dec-2010	Consultant Services	Selection from a shortlis	238,000	238,000	0
Total:	1							238,000	238,000	0

Country of Winning Tenderer: SLOVENIA

Winning Tenderer	Op Country	Op Name	Contract Name	Sector	Contract Signed Date	Contract Type	Contract Method	Signed Contract Value (EUR)	EBRD Portion (EUR)	EBRD Administered Grant Funding
SCT dd Ljubljana	BOSNIA AND HERZEGOVINA	Corridor Vc	Construction of Motorway on Corridor 5C, Section Drivusa-Kakanj, Subsection Gorica-Biljesevo	Transport	23-Jun-2010	Works	Open	54,602,849	46,669,102	0
SZ - Zeleznisko Gradbeno Podjetje - Ljubljana d.d.	MONTENEGRO	Montenegro Rail Infrastructure Emer Rehab Project II	Reconstruction of 20 Railroad Crossings along the Railways Niksic - Podgorica	Transport	04-Aug-2010	Works	Open	930,856	795,604	0

CONTRACTS AWARDED BY COUNTRY OF ORIGIN OF THE TENDERERS 2010

Winning Tenderer	Op Country	Op Name	Contract Name	Sector	Contract Signed Date	Contract Type	Contract Method	Signed Contract Value (EUR)	EBRD Portion (EUR)	EBRD Administered Grant Funding
ATRIK DOO & EURITECH	ROMANIA	MELF Sibiu	Lot 3-One Mobile Diesel Wastewater pump	Municipal & Env Inf	28-Jul-2010	Goods	Open	49,790	49,790	
Total:	3							55,583,496	47,514,496	0

Country of Winning Tenderer: SWITZERLAND

Winning Tenderer	Op Country	Op Name	Contract Name	Sector	Contract Signed Date	Contract Type	Contract Method	Signed Contract Value (EUR)	EBRD Portion (EUR)	EBRD Administered Grant Funding
Fela Planungs AG	TAJIKISTAN	Khujand Water Supply Improvement Project	Water Meters and Connection Equipment -Khujand Water Supply Improvement II DTM 38746 -*SECO GRANT 34583*	Municipal & Env Inf	24-Aug-2010	Goods	Open	1,450,000	0	1,450,000
Total:	1							1,450,000	0	1,450,000

Country of Winning Tenderer: TAJIKISTAN

Winning Tenderer	Op Country	Op Name	Contract Name	Sector	Contract Signed Date	Contract Type	Contract Method	Signed Contract Value (EUR)	EBRD Portion (EUR)	EBRD Administered Grant Funding
SU-2 LLC	TAJIKISTAN	Khujand Water Supply Improvement Project II	Rehabilitation of Water Supply Transmission and Distribution Network	Municipal & Env Inf	07-Sep-2010	Works	Open	1,370,000	1,030,000	340,000
Asia LLC	TAJIKISTAN	Southern Tajikistan Water Rehabilitation Project	STWRP-011 Operation and maintenance equipment for the Dangara, Kulyab, Kurgantube cities	Municipal & Env Inf	14-Nov-2010	Goods	Open	547,241	164,172	383,068
Bakht-82 LLC	TAJIKISTAN	Southern Tajikistan Water Rehabilitation Project	STWRP-006 Cleaning of biological ponds in Kulyab City	Municipal & Env Inf	13-Dec-2010	Works	Open	270,092	81,027	189,064

CONTRACTS AWARDED BY COUNTRY OF ORIGIN OF THE TENDERERS 2010

Winning Tenderer	Op Country	Op Name	Contract Name	Sector	Contract Signed Date	Contract Type	Contract Method	Signed Contract Value (EUR)	EBRD Portion (EUR)	EBRD Administered Grant Funding
General Directorate of Geology under the Government of the Republic of Tajikista	TAJIKISTAN	Southern Tajikistan Water Rehabilitation Project	STWRP-013 Hydro Geological Research of Korez Water intake territory in Dangara City	Municipal & Env Inf	27-Sep-2010	Services	Open	88,797	73,701	15,095
Universal LLC	TAJIKISTAN	Southern Tajikistan Water Rehabilitation Project	STWRP-007 Laboratory Equipment for water quality analysis in Dangara, Kulyab and Kurgant'yube cities	Municipal & Env Inf	18-Oct-2010	Goods	Open	42,046	12,614	29,432
Total:	5							2,318,174	1,361,515	956,659

Country of Winning Tenderer: TURKEY

Winning Tenderer	Op Country	Op Name	Contract Name	Sector	Contract Signed Date	Contract Type	Contract Method	Signed Contract Value (EUR)	EBRD Portion (EUR)	EBRD Administered Grant Funding
Goskin Insaat Gida Elektrik Turizm Tekstil Bilisim ve Tuketim Malari	GEORGIA	Rustavi Solid Waste Management Project	Construction of the new landfill site in Rustavi-joined to CRA ID 45161	Municipal & Env Inf	21-Dec-2010	Works	Open	3,158,384	1,168,602	1989782
Cengiz Insaat Sanayi Ve Ticaret A.S.	KAZAKHSTAN	South-West Corridor Road Project	Civil Works (rehabilitation of 102 km road)	Transport	12-Jul-2010	Works	Open	75,034,368	66,030,244	0
GAMA Guc Sistemieri Muhendislik ve Taahhut A.S.	LATVIA	Latvenergo Riga CHP-2	Riga TPP-2 Reconstruction Project 2nd Unit	Power and Energy	03-Mar-2010	Supply & Installation	Alternative	349,870,491	150,000,000	0
Total:	3							428,063,243	216,030,244	1,989,782

Country of Winning Tenderer: UKRAINE

Winning Tenderer	Op Country	Op Name	Contract Name	Sector	Contract Signed Date	Contract Type	Contract Method	Signed Contract Value (EUR)	EBRD Portion (EUR)	EBRD Administered Grant Funding
------------------	------------	---------	---------------	--------	----------------------	---------------	-----------------	-----------------------------	--------------------	---------------------------------

CONTRACTS AWARDED BY COUNTRY OF ORIGIN OF THE TENDERERS 2010

Winning Tenderer	Op Country	Op Name	Contract Name	Sector	Contract Signed Date	Contract Type	Contract Method	Signed Contract Value (EUR)	EBRD Portion (EUR)	EBRD Administered Grant Funding
JSC "Kryukovsky Railway Car Building Works"	UKRAINE	Ukraine Railways: Rolling Stock Renewal Project	Lot 3: Supply and Delivery of Goods for General Purpose Freight Gondola Wagon (460)	Transport	15-Nov-2010	Supply & Installation	Open	23,041,224	19,201,020	0
Megalit 2007 LLC	UKRAINE	UkrEsco II	D025: «Vehicles conversion to the gas fuel with construction of two multifuel filling station at SC «Dnepropetrovsk Bakery Plant No.2», Dnepropetrovsk, Ukraine	Country Team	23-Dec-2010	Supply & Installation	Open	1,932,796	1,932,796	0
Biznyuki Private Company	UKRAINE	UkrEsco II	S026.1: Increase of energy efficiency consumption at sugar plant 'Spetztehnika' LLC in Yagotin, Kiev oblast, Ukraine. Lot No.1 Energy saving pumps supply	Country Team	26-Jul-2010	Goods	Local	64,608	64,608	0
V i S LTD, LLC	UKRAINE	UkrEsco II	S026.2: Increase of energy efficiency consumption at sugar plant 'Spetztehnika' LLC in Yagotin, Kiev oblast, Ukraine. Lot No2: Replacement of thermal insulation of steam pipelines, pipelines and equipment insulation	Country Team	23-Jul-2010	Works	Local	64,331	64,331	0
Total:		4						25,102,959	21,262,755	0

Country of Winning Tenderer: UNITED KINGDOM

Winning Tenderer	Op Country	Op Name	Contract Name	Sector	Contract Signed Date	Contract Type	Contract Method	Signed Contract Value (EUR)	EBRD Portion (EUR)	EBRD Administered Grant Funding
------------------	------------	---------	---------------	--------	----------------------	---------------	-----------------	-----------------------------	--------------------	---------------------------------

CONTRACTS AWARDED BY COUNTRY OF ORIGIN OF THE TENDERERS 2010

Winning Tenderer	Op Country	Op Name	Contract Name	Sector	Contract Signed Date	Contract Type	Contract Method	Signed Contract Value (EUR)	EBRD Portion (EUR)	EBRD Administered Grant Funding
Mott MacDonald Limited	BULGARIA	Stara Zagora Water Investment Project	Construction Supervision of Lot 10 Reconstruction of the water main along Hristo Botev street	Municipal & Env Inf	27-May-2010	Consultant Services	Selection from a shortlis	41,520	41,520	0
Treweek Environmental Consultants	CROATIA	CORRIDOR Vc COMPLETION PROJECT	Consultancy Contract for Biodiversity Management Plan Specialist	Transport	01-Dec-2010	Consultant Services	Competitive	11,940	11,940	0
SC RICHARD CHAMBERLAIN & ASSOCIATES LTD	ROMANIA	CFR City Stations Enhancement Project	Contract of Expertise Services	Transport	01-Dec-2010	Consultant Services	Selective	112,000	112,000	0
Total:	3							165,460	165,460	0
Grand Total:	113							1,658,794,183	1,030,714,303	6,272,343

**DISTRIBUTION OF TENDERS SUBMITTED BY COUNTRY OF OPERATIONS AND BY
BUSINESS SECTOR 2010**

Op Country Name	Sector	Winning Tenders	Losing Tenders	Aggregate
ALBANIA	Municipal & Env Inf	1	10	11
	Power and Energy	2	12	14
ALBANIA		3	22	25
ARMENIA	Municipal & Env Inf	3	5	8
ARMENIA		3	5	8
BOSNIA AND HERZEGOVINA	Power and Energy	2	2	4
	Transport	17	82	99
BOSNIA AND HERZEGOVINA		19	84	103
BULGARIA	Municipal & Env Inf	2	6	8
BULGARIA		2	6	8
CROATIA	Municipal & Env Inf	1	16	17
	Transport	4	10	14
CROATIA		5	26	31
FYR MACEDONIA	Transport	1	3	4
FYR MACEDONIA		1	3	4
GEORGIA	Municipal & Env Inf	4	17	21
	Power and Energy	6	15	21
	Transport	2	8	10
GEORGIA		12	40	52
KAZAKHSTAN	Municipal & Env Inf	2	12	14
	Power and Energy	3	7	10
	Transport	6	14	20
KAZAKHSTAN		11	33	44
KYRGYZ REPUBLIC	Transport	1	3	4
KYRGYZ REPUBLIC		1	3	4
LATVIA	Power and Energy	1	0	1
LATVIA		1	0	1
MOLDOVA	Municipal & Env Inf	1	4	5
MOLDOVA		1	4	5
MONTENEGRO	Transport	3	10	13
MONTENEGRO		3	10	13
POLAND	Municipal & Env Inf	3	0	3
POLAND		3	0	3
ROMANIA	Municipal & Env Inf	6	7	13
	Power and Energy	2	4	6
	Transport	4	11	15
ROMANIA		12	22	34
RUSSIAN FEDERATION	Municipal & Env Inf	16	31	47
	Power and Energy	2	6	8
	Transport	1	2	3
RUSSIAN FEDERATION		19	39	58
SERBIA	Transport	3	31	34

**DISTRIBUTION OF TENDERS SUBMITTED BY COUNTRY OF OPERATIONS AND BY
BUSINESS SECTOR 2010**

SERBIA		3	31	34
TAJIKISTAN	Municipal & Env Inf	6	10	16
TAJIKISTAN		6	10	16
UKRAINE	Country Team	4	1	5
	Municipal & Env Inf	1	2	3
	Power and Energy	1	1	2
	Transport	2	3	5
UKRAINE		8	7	15
Grand Total		113	345	458

**DISTRIBUTION OF TENDERS SUBMITTED BY COUNTRY OF ORIGIN OF THE TENDERERS
AND BY COUNTRY OF OPERATIONS 2010**

Tenderer Country	Op Country Name	Winning Tenders	Losing Tenders	Aggregate
ALBANIA	ALBANIA	1	7	8
ALBANIA		1	7	8
ARMENIA	ARMENIA	0	2	2
ARMENIA		0	2	2
AUSTRALIA	KAZAKHSTAN	0	1	1
AUSTRALIA		0	1	1
AUSTRIA	BOSNIA AND HERZEGOVINA	0	8	8
	CROATIA	1	2	3
	FYR MACEDONIA	1	0	1
	GEORGIA	1	0	1
	MONTENEGRO	1	2	3
	ROMANIA	2	1	3
	RUSSIAN FEDERATION	0	1	1
	SERBIA	3	3	6
AUSTRIA		9	17	26
AZERBAIJAN	GEORGIA	0	3	3
	KAZAKHSTAN	0	2	2
	SERBIA	0	2	2
AZERBAIJAN		0	7	7
BELARUS	MOLDOVA	1	0	1
BELARUS		1	0	1
BOSNIA AND HERZEGOVINA	BOSNIA AND HERZEGOVINA	14	37	51
	SERBIA	0	4	4
BOSNIA AND HERZEGOVINA		14	41	55
BULGARIA	BULGARIA	0	3	3
BULGARIA		0	3	3
CHINA	GEORGIA	0	1	1
	KAZAKHSTAN	1	1	2
	KYRGYZ REPUBLIC	1	2	3
CHINA		2	4	6
CROATIA	ALBANIA	1	2	3
	BOSNIA AND HERZEGOVINA	2	16	18
	CROATIA	2	14	16
	FYR MACEDONIA	0	1	1
	GEORGIA	0	1	1
	SERBIA	0	1	1
CROATIA		5	35	40
CZECH REPUBLIC	BOSNIA AND HERZEGOVINA	1	0	1
	GEORGIA	0	2	2
	MONTENEGRO	0	2	2
CZECH REPUBLIC		1	4	5
DENMARK	GEORGIA	0	3	3
DENMARK		0	3	3
FINLAND	KAZAKHSTAN	0	2	2
	RUSSIAN FEDERATION	0	2	2
FINLAND		0	4	4
FRANCE	ARMENIA	0	2	2
	BOSNIA AND HERZEGOVINA	0	1	1
	BULGARIA	0	2	2
	CROATIA	0	1	1
	GEORGIA	1	3	4
	KAZAKHSTAN	1	1	2
	ROMANIA	0	4	4
	RUSSIAN FEDERATION	0	2	2
	UKRAINE	2	1	3
FRANCE		4	17	21
FYR MACEDONIA	FYR MACEDONIA	0	2	2
FYR MACEDONIA		0	2	2
GEORGIA	ARMENIA	1	0	1
	GEORGIA	6	22	28
GEORGIA		7	22	29
GERMANY	ARMENIA	1	0	1
	BOSNIA AND HERZEGOVINA	1	1	2

**DISTRIBUTION OF TENDERS SUBMITTED BY COUNTRY OF ORIGIN OF THE TENDERERS
AND BY COUNTRY OF OPERATIONS 2010**

Tenderer Country	Op Country Name	Winning Tenders	Losing Tenders	Aggregate
	BULGARIA	1	1	2
	CROATIA	1	1	2
	GEORGIA	1	2	4
	KAZAKHSTAN	0	1	1
	KYRGYZ REPUBLIC	0	1	1
	POLAND	1	0	1
	ROMANIA	3	4	7
	RUSSIAN FEDERATION	0	3	3
	SERBIA	0	1	1
	UKRAINE	2	1	3
GERMANY		11	16	27
GREECE	ALBANIA	0	1	1
	SERBIA	0	4	4
GREECE		0	5	5
HUNGARY	CROATIA	0	1	1
HUNGARY		0	1	1
INDIA	GEORGIA	1	1	2
	KAZAKHSTAN	2	1	3
INDIA		3	2	5
IRAN	KAZAKHSTAN	0	1	1
IRAN		0	1	1
ISRAEL	GEORGIA	1	0	1
	RUSSIAN FEDERATION	0	2	2
ISRAEL		1	2	3
ITALY	ALBANIA	0	8	8
	BOSNIA AND HERZEGOVINA	0	2	2
	GEORGIA	0	1	1
	KAZAKHSTAN	0	2	2
	MONTENEGRO	0	1	1
	ROMANIA	0	2	2
	SERBIA	0	4	4
ITALY		0	20	20
KAZAKHSTAN	KAZAKHSTAN	5	10	15
KAZAKHSTAN		5	10	15
KOREA	ALBANIA	1	1	2
	KAZAKHSTAN	0	3	3
KOREA		1	4	5
LATVIA	GEORGIA	0	2	2
LATVIA		0	2	2
LITHUANIA	GEORGIA	0	1	1
LITHUANIA		0	1	1
MAURITIUS	TAJIKISTAN	0	1	1
MAURITIUS		0	1	1
MONTENEGRO	MONTENEGRO	0	1	1
MONTENEGRO		0	1	1
NETHERLANDS	KAZAKHSTAN	0	1	1
	RUSSIAN FEDERATION	0	2	2
	SERBIA	0	1	1
NETHERLANDS		0	4	4
POLAND	POLAND	2	0	2
POLAND		2	0	2
PORTUGAL	SERBIA	0	2	2
PORTUGAL		0	2	2
ROMANIA	ROMANIA	5	8	13
ROMANIA		5	8	13
RUSSIAN FEDERATION	ARMENIA	1	1	2
	KAZAKHSTAN	1	1	2
	MOLDOVA	0	3	3
	RUSSIAN FEDERATION	19	25	44
	TAJIKISTAN	0	2	2
RUSSIAN FEDERATION		21	31	52
SERBIA	MONTENEGRO	1	2	3
	SERBIA	0	2	2
	UKRAINE	0	2	2
SERBIA		1	6	7
SLOVENIA	BOSNIA AND HERZEGOVINA	1	6	7

**DISTRIBUTION OF TENDERS SUBMITTED BY COUNTRY OF ORIGIN OF THE TENDERERS
AND BY COUNTRY OF OPERATIONS 2010**

Tenderer Country	Op Country Name	Winning Tenders	Losing Tenders	Aggregate
	CROATIA	0	4	4
	MONTENEGRO	1	0	1
	ROMANIA	1	1	2
	RUSSIAN FEDERATION	0	1	1
	SERBIA	0	5	5
SLOVENIA		3	17	20
SPAIN	ALBANIA	0	1	1
	BOSNIA AND HERZEGOVINA	0	3	3
	CROATIA	0	2	2
	GEORGIA	0	1	1
	MONTENEGRO	0	1	1
SPAIN		0	8	8
SWEDEN	KAZAKHSTAN	0	1	1
SWEDEN		0	1	1
SWITZERLAND	ALBANIA	0	2	2
	ROMANIA	0	2	2
	TAJIKISTAN	1	1	2
SWITZERLAND		1	5	6
TAJIKISTAN	TAJIKISTAN	5	6	11
TAJIKISTAN		5	6	11
TURKEY	GEORGIA	2	5	7
	KAZAKHSTAN	1	1	2
	LATVIA	1	0	1
	RUSSIAN FEDERATION	0	1	1
	TAJIKISTAN	0	2	2
TURKEY		3	7	10
UKRAINE	KAZAKHSTAN	0	2	2
	MOLDOVA	0	1	1
	UKRAINE	4	3	7
UKRAINE		4	6	10
UNITED KINGDOM	BOSNIA AND HERZEGOVINA	0	3	3
	BULGARIA	1	0	1
	CROATIA	1	1	2
	KAZAKHSTAN	0	1	1
	MONTENEGRO	0	1	1
	ROMANIA	1	0	1
	SERBIA	0	2	2
UNITED KINGDOM		3	8	11
UNITED STATES	KAZAKHSTAN	0	1	1
UNITED STATES		0	1	1
Grand Total		113	345	458

**DISTRIBUTIONS OF TENDERS SUBMITTED BY COUNTRY OF ORIGIN OF THE TENDERERS
AND BY BUSINESS SECTOR 2010**

Tenderer Country	Sector	Winning Tenders	Losing Tenders	Aggregate
ALBANIA	Municipal & Env Inf	1	7	8
ALBANIA		1	7	8
ARMENIA	Municipal & Env Inf	0	2	2
ARMENIA		0	2	2
AUSTRALIA	Transport	0	1	1
AUSTRALIA		0	1	1
AUSTRIA	Municipal & Env Inf	1	1	2
	Power and Energy	0	1	1
	Transport	8	15	23
AUSTRIA		9	17	26
AZERBAIJAN	Municipal & Env Inf	0	3	3
	Transport	0	3	3
AZERBAIJAN		0	6	6
BELARUS	Municipal & Env Inf	1	0	1
BELARUS		1	0	1
BOSNIA AND HERZEGOVINA	Power and Energy	1	0	1
	Transport	13	40	53
BOSNIA AND HERZEGOVINA		14	40	53
BULGARIA	Municipal & Env Inf	0	3	3
BULGARIA		0	3	3
CHINA	Municipal & Env Inf	1	1	2
	Transport	1	3	4
CHINA		2	4	6
CROATIA	Municipal & Env Inf	0	10	10
	Power and Energy	2	4	6
	Transport	3	21	24
CROATIA		5	35	40
CZECH REPUBLIC	Municipal & Env Inf	0	1	1
	Transport	1	2	3
CZECH REPUBLIC		1	3	4
DENMARK	Municipal & Env Inf	0	2	2
DENMARK		0	2	2
FINLAND	Municipal & Env Inf	0	2	2
	Power and Energy	0	2	2
FINLAND		0	4	4
FRANCE	Municipal & Env Inf	2	6	8
	Power and Energy	1	4	5
	Transport	1	7	8
FRANCE		4	17	21
FYR MACEDONIA	Transport	0	2	2
FYR MACEDONIA		0	2	2
GEORGIA	Municipal & Env Inf	2	11	13
	Power and Energy	4	11	15
	Transport	1	0	1

**DISTRIBUTIONS OF TENDERS SUBMITTED BY COUNTRY OF ORIGIN OF THE TENDERERS
AND BY BUSINESS SECTOR 2010**

Tenderer Country	Sector	Winning Tenders	Losing Tenders	Aggregate
GEORGIA		7	22	29
GERMANY	Country Team	1	0	1
	Municipal & Env Inf	4	4	9
	Power and Energy	3	3	6
	Transport	3	9	12
GERMANY		11	16	27
GREECE	Municipal & Env Inf	0	1	1
	Transport	0	4	4
GREECE		0	5	5
HUNGARY	Municipal & Env Inf	0	1	1
HUNGARY		0	1	1
INDIA	Municipal & Env Inf	0	1	1
	Power and Energy	3	1	4
INDIA		3	2	5
IRAN	Transport	0	1	1
IRAN		0	1	1
ISRAEL	Municipal & Env Inf	1	2	3
ISRAEL		1	2	3
ITALY	Municipal & Env Inf	0	4	4
	Power and Energy	0	6	6
	Transport	0	10	10
ITALY		0	20	20
KAZAKHSTAN	Municipal & Env Inf	1	6	7
	Transport	4	4	8
KAZAKHSTAN		5	10	15
KOREA	Power and Energy	1	3	4
	Transport	0	1	1
KOREA		1	4	5
LATVIA	Municipal & Env Inf	0	2	2
LATVIA		0	2	2
LITHUANIA	Municipal & Env Inf	0	1	1
LITHUANIA		0	1	1
MAURITIUS	Municipal & Env Inf	0	1	1
MAURITIUS		0	1	1
MONTENEGRO	Transport	0	1	1
MONTENEGRO		0	1	1
NETHERLANDS	Municipal & Env Inf	0	1	1
	Power and Energy	0	1	1
	Transport	0	2	2
NETHERLANDS		0	4	4
POLAND	Municipal & Env Inf	2	0	2
POLAND		2	0	2
PORTUGAL	Transport	0	2	2
PORTUGAL		0	2	2
ROMANIA	Municipal & Env Inf	4	3	7

**DISTRIBUTIONS OF TENDERS SUBMITTED BY COUNTRY OF ORIGIN OF THE TENDERERS
AND BY BUSINESS SECTOR 2010**

Tenderer Country	Sector	Winning Tenders	Losing Tenders	Aggregate
	Power and Energy	0	2	2
	Transport	1	3	4
ROMANIA		5	8	13
RUSSIAN FEDERATION	Municipal & Env Inf	17	29	46
	Power and Energy	3	1	4
	Transport	1	2	3
RUSSIAN FEDERATION		21	32	53
SERBIA	Transport	1	6	7
SERBIA		1	6	7
SLOVENIA	Municipal & Env Inf	1	4	5
	Transport	2	13	15
SLOVENIA		3	17	20
SPAIN	Power and Energy	0	1	1
	Transport	0	7	7
SPAIN		0	8	8
SWEDEN	Power and Energy	0	1	1
SWEDEN		0	1	1
SWITZERLAND	Municipal & Env Inf	1	1	2
	Power and Energy	0	4	4
SWITZERLAND		1	5	6
TAJIKISTAN	Municipal & Env Inf	5	6	11
TAJIKISTAN		5	5	11
TURKEY	Municipal & Env Inf	1	4	5
	Power and Energy	1	1	2
	Transport	1	2	3
TURKEY		3	7	10
UKRAINE	Country Team	3	1	4
	Municipal & Env Inf	0	5	5
	Transport	1	0	1
UKRAINE		4	6	10
UNITED KINGDOM	Municipal & Env Inf	1	0	1
	Power and Energy	0	1	1
	Transport	2	7	9
UNITED KINGDOM		3	8	11
UNITED STATES	Transport	0	1	1
UNITED STATES		0	1	1
Grand Total		113	345	458

Contracts for Nuclear Safety Department Managed Funds

2010

Fund Name	Op Name	Contract ID	Contract Name	Winning Tenderer	Winning Tenderer Country	Op Country Name	Contract Signing Date	Contract Type	Contract Method	Signed Contract Value (EUR)	EBRD Portion (EUR)
Bohunice International Decommissioning Support Fund (BIDSF)	BIDSF 14	36841	Electric station Medzibrod-transformation 400/110 kV	VUJE a.s.	SLOVAK REPUBLIC	Slovak Republic	02-Mar-2010	Goods	Open	8,940,954	8,940,954
	BIDSF 10	35142	free release of decommissioning materials	VF, a.s.	CZECH REPUBLIC	Slovak Republic	15-Mar-2010	Goods	Open	2,111,553	2,111,553
	BIDSF 16 - Bohunice International Decommissioning Support Fund	35141	refurbishment of the radiation protection monitoring equipment	Canberra Packard Central Europe GmbH	AUSTRIA	Slovak Republic	06-May-2010	Goods	Open	3,961,207	3,961,207
	BIDSF 13	38682	Modification to Site Supplies of Essential Fluids Systems	Energomont s.r.o	SLOVAK REPUBLIC	Slovak Republic	02-Jun-2010	Goods	Open	887,450	887,450
	BIDSF 15	41121	Energy Efficiency Measures in Public Buildings	MATEP spol	SLOVAK REPUBLIC	Slovak Republic	23-Jul-2010	Works	Open	1,004,927	1,004,927
	BIDSF 15	42921	Energy Efficiency in Public buildings	EURO-Building a.s.	SLOVAK REPUBLIC	Slovak Republic	23-Jul-2010	Works	Open	1,614,395	1,614,395
	BIDSF 13	38781	A5C Modification of Cooling and Service Water Systems and RAW Water Inlet System	VUJE a.s.	SLOVAK REPUBLIC	Slovak Republic	30-Jul-2010	Goods	Open	3,089,400	3,089,400
	BIDSF 9	35482	Treatment and Condition of Historical Waste	VUJE a.s.	SLOVAK REPUBLIC	Slovak Republic	30-Jul-2010	Goods	Open	6,023,500	3,700,000
	BIDSF 15	43041	Energy Efficiency in Public Buildings lot 3	DYNAMIK Holding as	SLOVAK REPUBLIC	Slovak Republic	14-Oct-2010	Works	Open	1,582,497	1,582,497
	BIDSF 14	40161	Overhead lines	Consortium VIS Electrolux	BULGARIA	Slovak Republic	15-Oct-2010	Goods	Open	2,302,598	2,302,598
	BIDSF 15	43721	Energy efficiency in Public Buildings Lot 4	MATEP spol	SLOVAK REPUBLIC	Slovak Republic	22-Nov-2010	Works	Open	1,193,910	1,193,910
	BIDSF 15	43722	Energy efficiency in Public buildings Lot 5	MATEP spol	SLOVAK REPUBLIC	Slovak Republic	22-Nov-2010	Works	Open	831,081	831,081
	BIDSF 14	44881	2 X400kV Transmission Lines	Energoinvest	BOSNIA AND	Slovak	20-	Supply &	Open	27,737,747	20,248,555

Contracts for Nuclear Safety Department Managed Funds

2010

Fund Name	Op Name	Contract ID	Contract Name	Winning Tenderer	Winning Tenderer Country	Op Country Name	Contract Signing Date	Contract Type	Contract Method	Signed Contract Value (EUR)	EBRD Portion (EUR)
Bohunice International Decommissioning Support Fund (BIDSF)			for ES Medzibrod		HERZEGOVINA	Republic	Dec-2010	Installation			
BIDSF		13								61,281,218	51,468,526
Chernobyl Shelter Fund (CSF)	Chernobyl Shelter Fund: Phase I Implementation	40241	Design and Installation of Measuring Unit for Object Shelter RAW (SRW) Characterisation	Corporation "Ukrtransstroy"	UKRAINE	Ukraine	11-Jan-2010	Works	Open	164,673	164,673
	Chernobyl Shelter Fund: Phase I Implementation	41881	Supply of Personal Protection Equipment for Workers	Company "AV Center" Ltd	UKRAINE	Ukraine	22-Apr-2010	Goods	Shopping	178,129	178,129
	Chernobyl Shelter Fund: Phase I Implementation	42621	Integration of IAMS and ISDB Systems	Business-Azimuth Ltd	RUSSIAN FEDERATION	Ukraine	30-Jun-2010	Works	Single	229,060	229,060
	Chernobyl Shelter Fund - Grant 009	42981	Construction of New Ventilation Stack and Associated Systems of the ChNPP Stage II	Closed Joint Stock Company "Atomstroyexport"	RUSSIAN FEDERATION	Ukraine	15-Jul-2010	Works	Single	7,259,699	7,259,699
	Chernobyl Shelter Fund: Phase I Implementation	43281	Supply of Personal Protection Equipment for Workers (Lot 1 and Lot 3)	Company "AV Center" Ltd	UKRAINE	Ukraine	03-Sep-2010	Goods	Shopping	97,310	97,310
	Chernobyl Shelter Fund: Phase I Implementation	43283	Supply of Personal Protection Equipment for Workers Lot 2	Scientific Production Enterprise "IKAR" Limited Society	UKRAINE	Ukraine	03-Sep-2010	Goods	Shopping	118,694	118,694
	Chernobyl Shelter Fund: Phase I Implementation	44601	Supply of Personal Protective Equipment for Workers Lots 1, 2 and 3	Company "AV Center" Ltd	UKRAINE	Ukraine	29-Nov-2010	Goods	Shopping	237,530	237,530
CSF		7								8,285,096	8,285,096

Contracts for Nuclear Safety Department Managed Funds

2010

Fund Name	Op Name	Contract ID	Contract Name	Winning Tenderer	Winning Tenderer Country	Op Country Name	Contract Signing Date	Contract Type	Contract Method	Signed Contract Value (EUR)	EBRD Portion (EUR)
Kozloduy International Decommissioning Support Fund (KIDSF)	Kozloduy IDSF - Grant No. 5	39001	Supply of pipes, pipe elements and pipe supports to retrieval of the liquid phase of evaporator concentrates (Lot 2 and 4)	Risk Engineering AD	BULGARIA	Bulgaria	19-Jan-2010	Goods	Shopping	21,246	21,246
	Kozloduy IDSF - Grant No. 5	39002	Supply of valves for the retrieval of the liquid phase of evaporator concentrate tanks (Lot 3)	Greg G&K Ltd	BULGARIA	Bulgaria	19-Jan-2010	Goods	Shopping	14,500	14,500
	Kozloduy IDSF - Grant No. 5	36381	Consultancy service for the upgrade of the FRMF (Pr.6j)	Energiewerke Nord GmbH	GERMANY	Bulgaria	21-Jan-2010	Consultant Services	Direct Selection	49,221	49,221
	Kozloduy IDSF - Grant No. 5	39003	Supply of cables for the retrieval of the liquid phase of evaporator concentrate tanks (Lot 5)	Electrum Ltd	BULGARIA	Bulgaria	21-Jan-2010	Goods	Shopping	13,067	13,067
	Kozloduy IDSF	37701	Diesel Engine Trucks and Cylinders Lot 1 - Trucks	AGRI-M Ltd	BULGARIA	Bulgaria	16-Feb-2010	Goods	Open	153,136	153,136
	Kozloduy IDSF - Grant No. 5	30211	Supply of chemically proof pump (Lot 1) and flow meter and p sensor (Lot 6) to Pr.9a	Bultrade MSA Ltd	BULGARIA	Bulgaria	18-Feb-2010	Goods	Shopping	4,360	4,360
	Kozloduy IDSF	37702	Supply of Tracks and Cylinders Lot 2 - Cylinders	Avtomentan Ltd	BULGARIA	Bulgaria	24-Feb-2010	Goods	Open	716,943	716,943
	Contribution in the main gas pipeline to village Razliv and the development of the gas distribution system within Razliv	38501	Supply of pipes, fittings and equipment for gas regulation station	Kelmaplast Bulgaria EOOD	BULGARIA	Bulgaria	01-Mar-2010	Goods	Shopping	88,948	88,948
	Kozloduy IDSF - Grant No. 3	35881	Independent Energy Efficiency Consultant	Energy Efficiency Ltd	BULGARIA	Bulgaria	11-Mar-2010	Consultant Services	Direct Selection	73,615	73,615
	Kozloduy IDSF - Grant No.	35882	Technical Assistant	New I JSC	BULGARIA	Bulgaria	11-	Consultant	Direct	29,800	29,800

Contracts for Nuclear Safety Department Managed Funds

2010

Fund Name	Op Name	Contract ID	Contract Name	Winning Tenderer	Winning Tenderer Country	Op Country Name	Contract Signing Date	Contract Type	Contract Method	Signed Contract Value (EUR)	EBRD Portion (EUR)
Kozloduy International Decommissioning Support Fund (KIDSF)	3		Consultant				Mar-2010	Services	Selection		
	Kozloduy IDSF - Grant No. 5	38461	Supply of Personnel Beta Monitors (Pr.7b)	Canberra Packard Bulgaria Ltd	BULGARIA	Bulgaria	25-Mar-2010	Goods	Shopping	129,950	129,950
	Kozloduy IDSF - Grant No. 14	36321	Delivery of Automatic Gas Regulation Station	Techno-Konsult 2000 Ltd	BULGARIA	Bulgaria	25-May-2010	Goods	Open	306,986	306,986
	KIDSF - Mini Maritsa Iztok EAD	38201	PIU Consultant	Pöyry Energy Ltd.	SWITZERLAND	Bulgaria	07-Jul-2010	Consultant Services	Competitive	99,990	99,990
	Kozloduy IDSF - Grant No. 11B	41981	National Repository Environmental Impact Assessment Support	ICONA Communications Group	BULGARIA	Bulgaria	30-Aug-2010	Consultant Services	Direct Selection	48,819	48,819
	Kozloduy IDSF - Grant No. 11B	42281	Comparative migration studies R-Pr6	Geotechnika ABS Ltd	BULGARIA	Bulgaria	01-Sep-2010	Consultant Services	Selection from a shortlist	36,600	36,600
	Kozloduy IDSF - Grant No. 5	41581	Equipment for the installation of artesian pipes (Pr.14f - Lot 2)	Kelmaplast Bulgaria EOOD	BULGARIA	Bulgaria	03-Nov-2010	Goods	Shopping	17,445	17,445
	Kozloduy IDSF - Grant No. 5	33401	Supply of pipes for the replacement of artesian water system (Pr.14f - Lot 1)	Enemona SA	BULGARIA	Bulgaria	05-Nov-2010	Goods	Shopping	10,325	10,325
	Kozloduy IDSF - Grant No. 5	37284	Supply of Electro-Deposition TRACELAB for RadLab (Pr.6g) - Lot 5	TRACERLAB GmbH	GERMANY	Bulgaria	11-Dec-2010	Goods	Shopping	2,801	2,801
	Kozloduy IDSF - Grant No. 5	42543	Supply of Pipes, Profiles (Group IV), Insulation (Group V) Heat Exchangers (Group VI) (Pr.14c)	Bultrade MSA Ltd	BULGARIA	Bulgaria	20-Dec-2010	Goods	Shopping	15,445	15,445
	Kozloduy IDSF - Grant No. 5	42541	Supply of Supports and Hangings (Group III) (Pr.14.c)	Siana Electric Ltd	BULGARIA	Bulgaria	20-Dec-2010	Goods	Shopping	1,487	1,487

Contracts for Nuclear Safety Department Managed Funds

2010

Fund Name	Op Name	Contract ID	Contract Name	Winning Tenderer	Winning Tenderer Country	Op Country Name	Contract Signing Date	Contract Type	Contract Method	Signed Contract Value (EUR)	EBRD Portion (EUR)
Kozloduy International Decommissioning Support Fund (KIDSF)	Kozloduy IDSF - Grant No. 5	40921	Supply of Valves (Group I) Pipes and Fittings (Group II) for heat connection (Pr.14.c)	Greg G&K Ltd	BULGARIA	Bulgaria	20-Dec-2010	Goods	Shopping	18,520	18,520
	Kozloduy IDSF - Grant No. 5	37281	Supply of Ion Exchange Resins for RadLab (Pr 6g) - Lot 1	Triskem International	FRANCE	Bulgaria	23-Dec-2010	Goods	Shopping	26,403	26,403
KIDSF		22								1,879,608	1,879,608
Northern Dimension Environmental Partnership: Nuclear Window (NDEP NW)	NDEP Fund 4	30421	Tasks 1, (optioneering), 3 (additional survey) and 4 (database)	International center for environmental safety	RUSSIAN FEDERATION	Russian Federation	01-Feb-2010	Consultant Services	Single	399,997	399,997
	NDEP Fund 5	34861	International Assistance to Management	Nuvia Limited	UNITED KINGDOM	Russian Federation	09-Apr-2010	Consultant Services	Competitive	2,272,168	2,272,168
	NDEP Fund 6	34881	International Assistance to Management	Nuvia Limited	UNITED KINGDOM	Russian Federation	09-Apr-2010	Consultant Services	Competitive	552,390	552,390
	NDEP Fund 7	34221	International Consultancy Services	Nuvia Limited	UNITED KINGDOM	Russian Federation	09-Apr-2010	Consultant Services	Direct Selection	1,218,487	1,218,487
	NDEP Fund 4	37421	SPECIAL WORKS AND SERVICES TO SUPPORT ACTIVITIES IN ANDREEVA BAY	FSUE SevRAO	RUSSIAN FEDERATION	Russian Federation	21-May-2010	Works	Single	67,130	67,130
NDEP NW		5								4,510,172	4,510,172
Nuclear Safety Account (NSA)	Chernobyl Nuclear Safety Project - Grant No 006	33465	L RTP Package B8 Retrieval System	CC Ukrbudmontazh LTD	UKRAINE	Ukraine	09-Feb-2010	Works	Open	447,639	447,639
	CHERNOBYL NUCLEAR SAFETY PROJECT	40621	LICENSING SUPPORT TO SNRCU FOR THE ISF2 PROJECT	Riskaudit GRS/IRSN International	FRANCE	Ukraine	10-Mar-2010	Consultant Services	Direct Selection	1,054,800	1,054,800
	CHERNOBYL NUCLEAR	40601	LICENSING SUPPORT TO	The State Scientific	UKRAINE	Ukraine	10-	Consultant	Direct	840,543	840,543

Contracts for Nuclear Safety Department Managed Funds

2010

Fund Name	Op Name	Contract ID	Contract Name	Winning Tenderer	Winning Tenderer Country	Op Country Name	Contract Signing Date	Contract Type	Contract Method	Signed Contract Value (EUR)	EBRD Portion (EUR)
Nuclear Safety Account (NSA)	SAFETY PROJECT		SNRCU FOR THE ISF2 PROJECT	and Technical Center for Nuclear and Radiation Safety SSTC			Mar-2010	Services	Selection		
	CHERNOBYL NUCLEAR SAFETY PROJECT	40622	LICENSING SUPPORT TO SNRCU FOR THE LRTP FACILITY	Riskaudit GRS/IRSN International	FRANCE	Ukraine	10-Mar-2010	Consultant Services	Direct Selection	309,600	309,600
	CHERNOBYL NUCLEAR SAFETY PROJECT	40581	Licensing Support to SNRCU for the LRTP Facility	The State Scientific and Technical Center for Nuclear and Radiation Safety SSTC	UKRAINE	Ukraine	10-Mar-2010	Consultant Services	Direct Selection	333,171	333,171
	Chernobyl Nuclear Safety Project - Grant No 006	41161	3RD PARTY LIABILITY INSURANCE	JSC "Insurance Company "CREDO-CLASSIC"	UKRAINE	Ukraine	19-May-2010	Services	Single	57,050	57,050
	Chernobyl Nuclear Safety Project - Grant No 006	41061	ISF-2 ASSETS/PROPERTY	JSC "Insurance Company "CREDO-CLASSIC"	UKRAINE	Ukraine	19-May-2010	Services	Selective	30,482	30,482
	Chernobyl Nuclear Safety Project - Grant No 006	33421	Building structural survey ISF-2	Simplified Joint Stock Company "SOLDATA"	FRANCE	Ukraine	04-Dec-2010	Services	Open	114,897	114,897
	Chernobyl Nuclear Safety Project - Grant No 006	33466	LRTP Package C Instrumentation and Control	Enterprise UTEM-Engineering	UKRAINE	Ukraine	14-Dec-2010	Works	Open	1,861,719	1,861,719
NSA		9								5,049,902	5,049,902
Grand Total		56								81,005,996	71,193,304