

# HUNGARY



**European Bank**  
for Reconstruction and Development

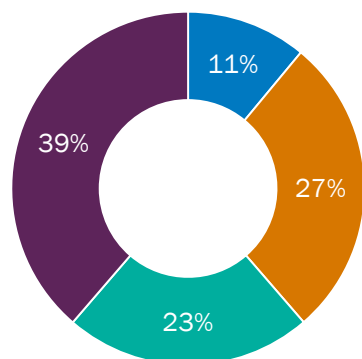
31 December 2018

## At a glance

Number of operations to date	<b>182</b>
Net cumulative Bank Investment	<b>€3,102.9 million</b>
Cumulative disbursements	<b>€2,874.5 million</b>
Portfolio	<b>€644.0 million</b>
Number of active portfolio operations	<b>42</b>
Operating assets	<b>€607.5 million</b>
Private share of portfolio	<b>98%</b>
Equity share of portfolio	<b>38%</b>
Number of operations YTD	<b>7</b>
Bank Investment YTD	<b>€124.3 million</b>
Disbursements YTD	<b>€103.4 million</b>

## Portfolio Composition

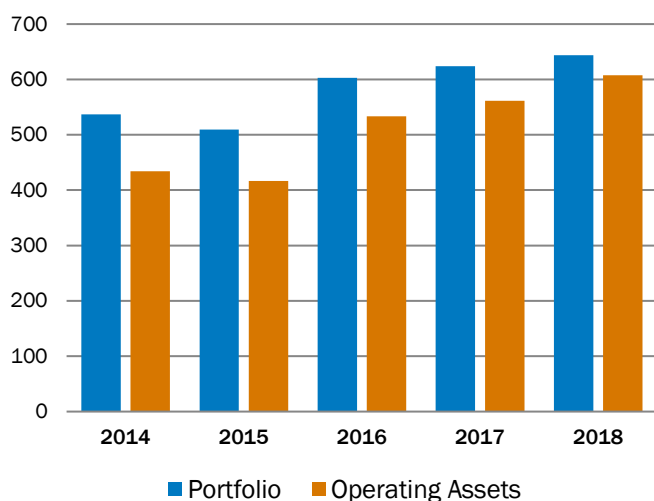
Share of current portfolio at reported rates



- Portfolio - Energy
- Portfolio - Financial Institutions
- Portfolio - ICA
- Portfolio - Infrastructure

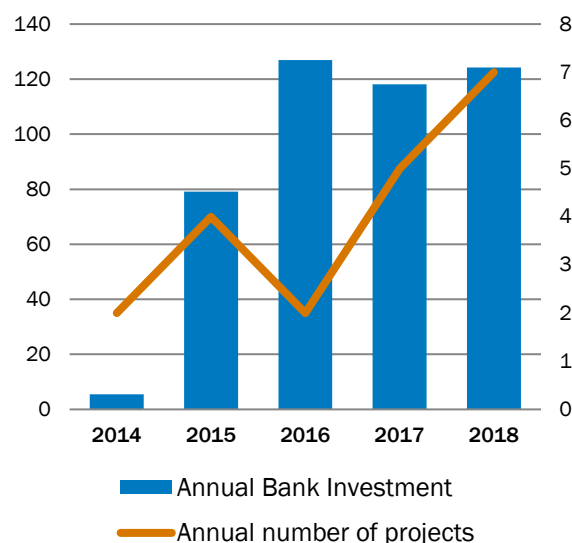
## Portfolio and Operating Assets

€ million at reported rates



## Annual Bank Investment and number of projects

€ million at reported rates



For more information visit

[www.ebrd.com/hungary](http://www.ebrd.com/hungary)