

THIS INFOGRAPHIC CONTAINS **KEY FIGURES** FROM THE 2019 JOINT REPORT ON MULTILATERAL DEVELOPMENT BANKS' CLIMATE FINANCE. FOR PURPOSES OF GREATER TRANSPARENCY AND CONSISTENCY, 2019 FIGURES REPORT CLIMATE FINANCE IN ALL ECONOMIES WHERE THE MDBs OPERATE, WITH A BREAKDOWN BY INCOME LEVEL.

The report and infographic were prepared by the European Bank for Reconstruction and Development, together with the African Development Bank, the Asian Development Bank, the Asian Infrastructure Investment Bank, the European Investment Bank, the Inter-American Development Bank Group, the Islamic Development Bank and the World Bank Group.

Climate finance commitments by the Asian Infrastructure Investment Bank (AIIB) are not included in total reported MDB climate finance for 2019. AIIB climate finance was estimated to be US\$ 1.7 billion, of which US\$ 806 million was for climate change mitigation, US\$ 387 million for climate change adaptation and US\$ 549 million had dual benefits of mitigation and adaptation.

Due to rounding, some numbers in this publication may not add up to the totals shown.

Detailed information on MDBs' climate finance in 2019 is available at www.ebrd.com/2019-joint-report-on-mdb-climate-finance



MDB CLIMATE FINANCE 2019


KEY FIGURES



EUROPEAN BANK FOR RECONSTRUCTION AND DEVELOPMENT
ONE EXCHANGE SQUARE
LONDON
EC2A 2JN
UNITED KINGDOM

www.ebrd.com

KEY FIGURES



IN 2019 THE MULTILATERAL DEVELOPMENT BANKS (MDBs) LISTED BELOW COMMITTED A TOTAL OF **US\$ 61 BILLION** IN CLIMATE FINANCE IN ALL ECONOMIES WHERE THEY OPERATE. OF THIS TOTAL, **US\$ 41 BILLION** WAS FOR LOW-INCOME AND MIDDLE-INCOME ECONOMIES.

CLIMATE FINANCE COMMITMENTS BY MDB

African Development Bank
Total **US\$ 3,600 million**
For low- and middle-income economies **US\$ 3,600 million**

Asian Development Bank
Total **US\$ 7,073 million**
For low- and middle-income economies **US\$ 7,068 million**

European Bank for Reconstruction and Development
Total **US\$ 5,002 million**
For low- and middle-income economies **US\$ 3,923 million**

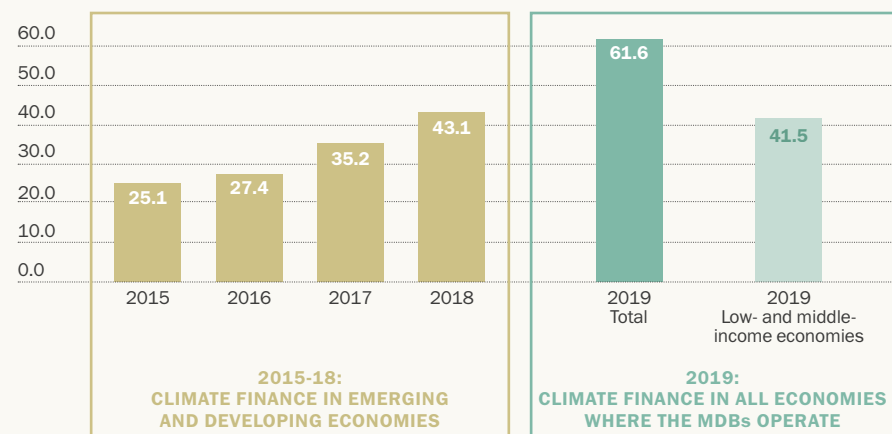
European Investment Bank
Total **US\$ 21,658 million**
For low- and middle-income economies **US\$ 3,558 million**

Inter-American Development Bank Group
Total **US\$ 4,958 million**
For low- and middle-income economies **US\$ 4,417 million**

Islamic Development Bank
Total **US\$ 466 million**
For low- and middle-income economies **US\$ 464 million**

World Bank Group
Total **US\$ 18,806 million**
For low- and middle-income economies **US\$ 18,437 million**

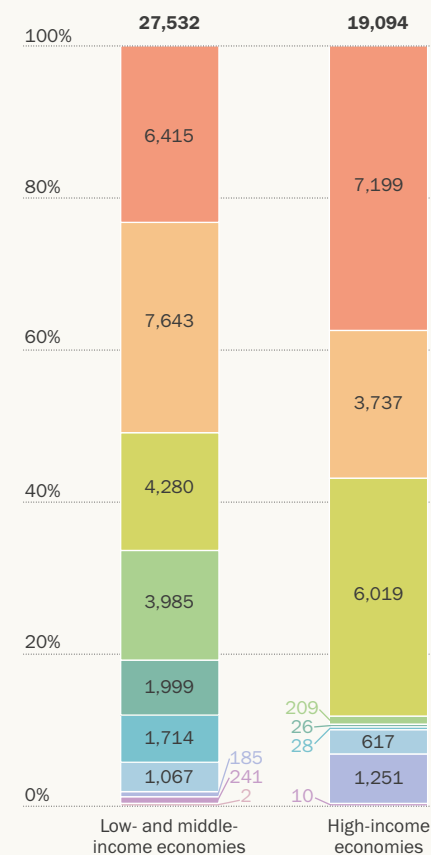
TOTAL REPORTED MDB CLIMATE FINANCE COMMITMENTS, 2015-19 (IN US\$ BILLION)



TOTAL MDB CLIMATE FINANCE BY ACTIVITY

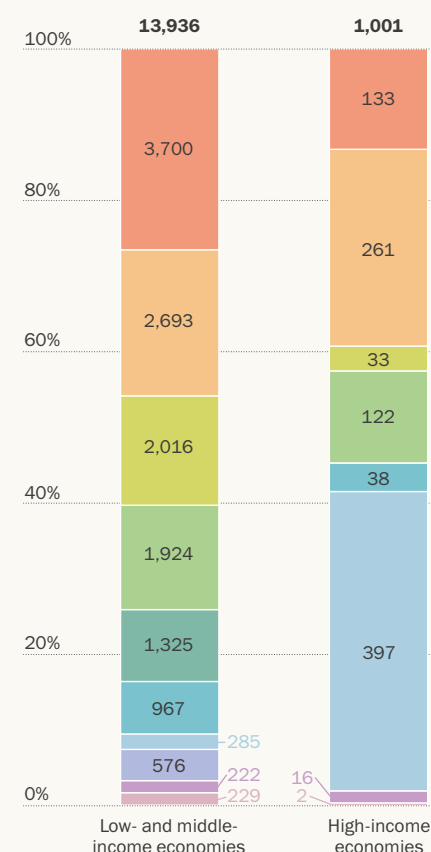
MITIGATION FINANCE US\$ 46,625 million

- Transport **US\$ 13,614 million**
- Renewable energy **US\$ 11,380 million**
- Energy efficiency **US\$ 10,299 million**
- Cross-cutting issues **US\$ 4,193 million**
- Lower-carbon and efficient energy generation **US\$ 2,024 million**
- Agriculture, aquaculture, forestry and land-use **US\$ 1,742 million**
- Waste and wastewater **US\$ 1,684 million**
- Low-carbon technologies **US\$ 1,436 million**
- Non-energy GHG reductions **US\$ 251 million**
- Miscellaneous **US\$ 2 million**



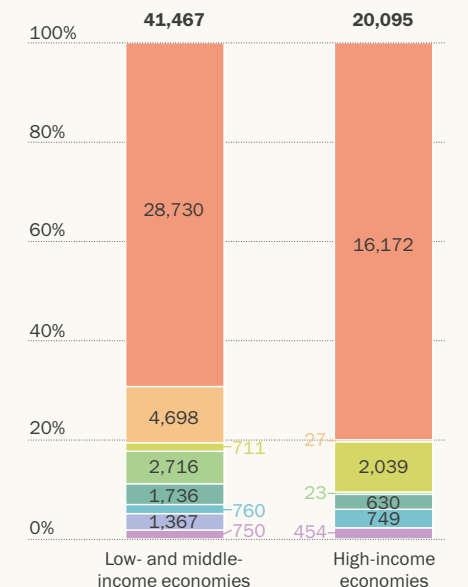
ADAPTATION FINANCE US\$ 14,937 million

- Energy, transport and other built environment and infrastructure **US\$ 3,833 million**
- Water and wastewater systems **US\$ 2,954 million**
- Institutional capacity support or technical assistance **US\$ 2,049 million**
- Cross-cutting sectors **US\$ 2,045 million**
- Other agricultural and ecological resources **US\$ 1,325 million**
- Crop and food production **US\$ 1,005 million**
- Coastal and riverine infrastructure **US\$ 682 million**
- Financial services **US\$ 576 million**
- Information and communications technology **US\$ 237 million**
- Industry, manufacturing and trade **US\$ 230 million**



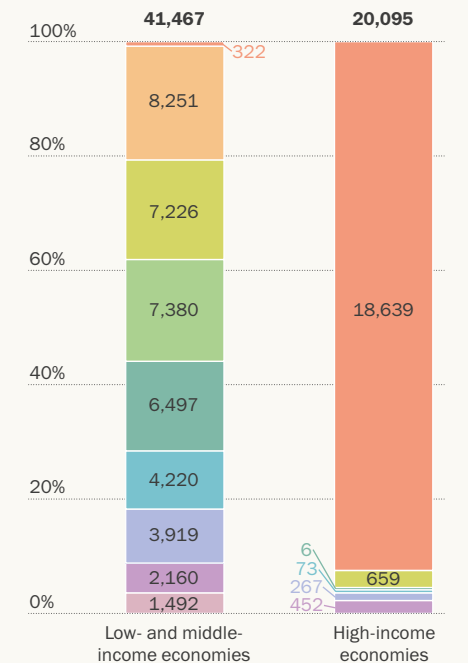
TOTAL MDB CLIMATE FINANCE BY INSTRUMENT

- Investment loan **US\$ 44,901 million**
- Policy-based financing **US\$ 4,725 million**
- Line of credit **US\$ 2,750 million**
- Grant **US\$ 2,739 million**
- Guarantee **US\$ 2,366 million**
- Equity **US\$ 1,510 million**
- Results-based financing **US\$ 1,367 million**
- Other instruments **US\$ 1,204 million**



TOTAL MDB CLIMATE FINANCE BY REGION

- Europe: EU **US\$ 18,960 million**
- South Asia **US\$ 8,251 million**
- Latin America and the Caribbean **US\$ 7,885 million**
- Sub-Saharan Africa **US\$ 7,380 million**
- East Asia and the Pacific **US\$ 6,503 million**
- Europe: Non-EU **US\$ 4,293 million**
- Middle East and North Africa **US\$ 4,186 million**
- Multi-regional **US\$ 2,612 million**
- Central Asia **US\$ 1,492 million**



MDB CLIMATE FINANCE AND CO-FINANCE (IN US\$ MILLION)

