



MDB CLIMATE FINANCE 2020

# KEY FIGURES



This infographic contains **key figures** from the *2020 Joint Report on Multilateral Development Banks' Climate Finance*.

For purposes of greater transparency and consistency, 2020 figures report climate finance in all economies where the MDBs operate, with a breakdown by income level.

The report and infographic were prepared by the European Bank for Reconstruction and Development, together with the African Development Bank, the Asian Development Bank, the Asian Infrastructure Investment Bank, the European Investment Bank, the Inter-American Development Bank Group, the Islamic Development Bank, the New Development Bank and the World Bank Group.

Climate finance commitments by the New Development Bank (NDB) are not included in the total reported MDB climate finance for 2020. The NDB committed US\$ 816 million in climate finance, all of which was directed to middle-income countries. Climate finance accounted for approximately 19 per cent of the NDB's total approved projects, excluding its response to the Covid-19 pandemic. All of the committed NDB finance was dedicated to climate mitigation activities.

*Due to rounding, some numbers in this publication may not add up to the totals shown.*



European Bank  
for Reconstruction and Development



WORLD BANK GROUP  
THE WORLD BANK IFC MIGA

EUROPEAN BANK FOR RECONSTRUCTION AND DEVELOPMENT  
ONE EXCHANGE SQUARE  
LONDON, EC2A 2JN  
UNITED KINGDOM

[www.ebrd.com](http://www.ebrd.com)

Detailed information on MDBs' climate finance in 2020 is available at  
[www.ebrd.com/2020-joint-report-on-mdbs-climate-finance](http://www.ebrd.com/2020-joint-report-on-mdbs-climate-finance)



MDB CLIMATE FINANCE 2020

# KEY FIGURES

In 2020 the multilateral development banks (MDBs) listed below committed a total of **US\$ 66 billion** in climate finance in all economies where they operate. Of this total, **US\$ 38 billion** was for low-income and middle-income economies.

## CLIMATE FINANCE COMMITMENTS BY MDB

### African Development Bank

Total **US\$ 2,095 million**  
For low- and middle-income economies **US\$ 2,062 million**

### Asian Development Bank

Total **US\$ 5,326 million**  
For low- and middle-income economies **US\$ 5,310 million**

### Asian Infrastructure Investment Bank

Total **US\$ 1,199 million**  
For low- and middle-income economies **US\$ 1,115 million**

### European Bank for Reconstruction and Development

Total **US\$ 3,859 million**  
For low- and middle-income economies **US\$ 2,283 million**

### European Investment Bank

Total **US\$ 27,858 million**  
For low- and middle-income economies **US\$ 3,230 million**

### Inter-American Development Bank Group

Total **US\$ 3,431 million**  
For low- and middle-income economies **US\$ 2,498 million**

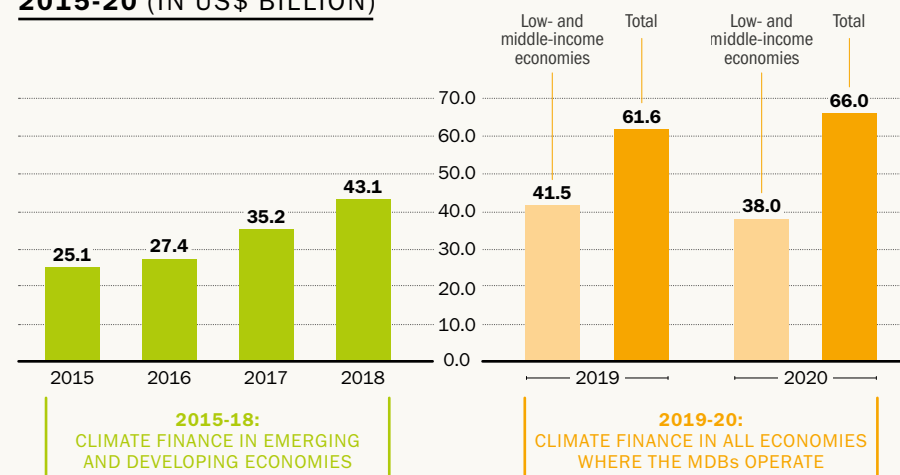
### Islamic Development Bank

Total **US\$ 261 million**  
For low- and middle-income economies **US\$ 259 million**

### World Bank Group

Total **US\$ 22,016 million**  
For low- and middle-income economies **US\$ 21,252 million**

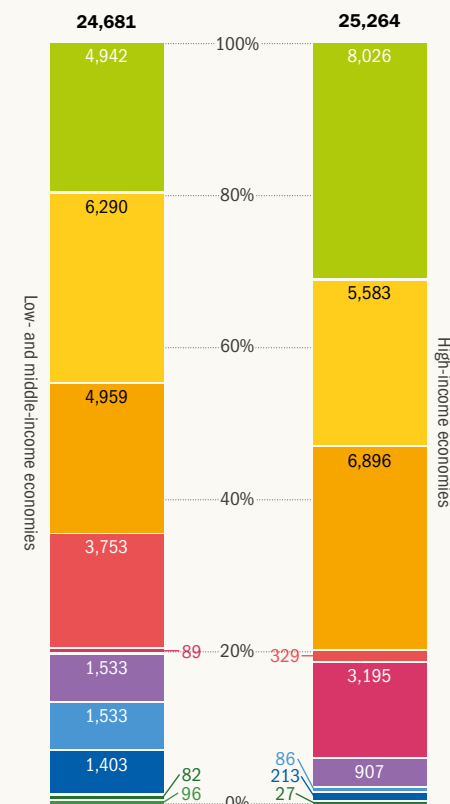
## TOTAL REPORTED MDB CLIMATE FINANCE COMMITMENTS, 2015-20 (IN US\$ BILLION)



## TOTAL MDB CLIMATE FINANCE BY ACTIVITY

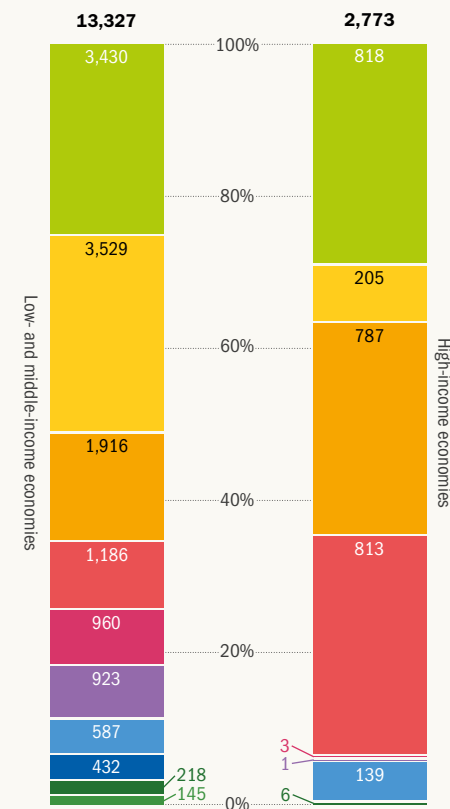
MITIGATION FINANCE **US\$ 49,945 million**

- Transport **US\$ 12,968 million**
- Renewable energy **US\$ 11,873 million**
- Energy efficiency **US\$ 11,855 million**
- Cross-cutting issues **US\$ 4,083 million**
- Low-carbon technologies **US\$ 3,284 million**
- Waste and wastewater **US\$ 2,440 million**
- Agriculture, aquaculture, forestry and land-use **US\$ 1,619 million**
- Lower-carbon and efficient energy generation **US\$ 1,616 million**
- Miscellaneous **US\$ 109 million**
- Non-energy GHG reductions **US\$ 96 million**



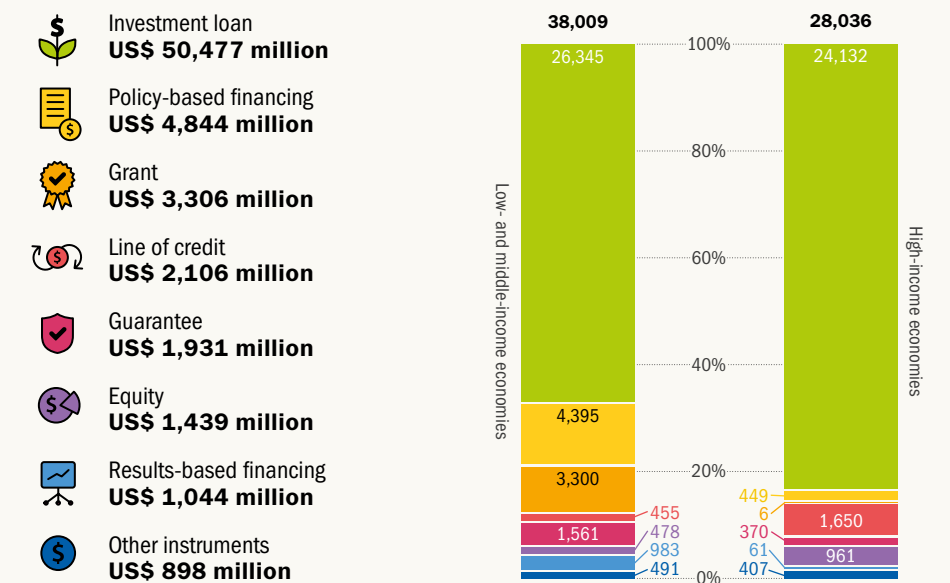
ADAPTATION FINANCE **US\$ 16,100 million**

- Energy, transport and other built environment and infrastructure **US\$ 4,248 million**
- Cross-cutting sectors **US\$ 3,734 million**
- Water and wastewater systems **US\$ 2,703 million**
- Institutional capacity support or technical assistance **US\$ 1,999 million**
- Crop and food production **US\$ 963 million**
- Financial services **US\$ 925 million**
- Other agricultural and ecological resources **US\$ 727 million**
- Coastal and riverine infrastructure **US\$ 432 million**
- Information and communications technology **US\$ 225 million**
- Industry, manufacturing and trade **US\$ 145 million**



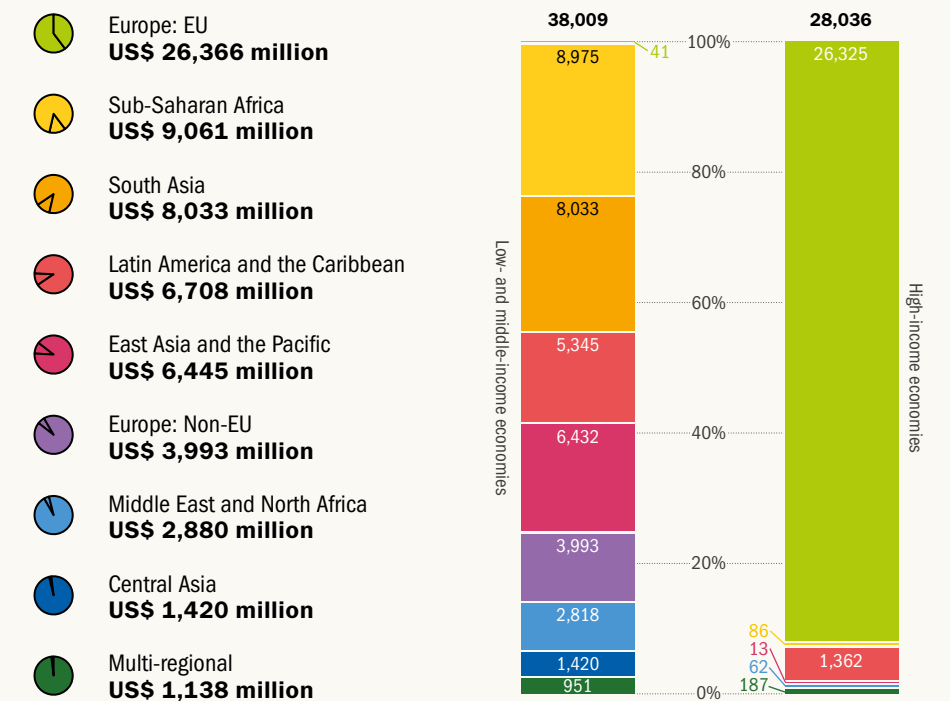
## TOTAL MDB CLIMATE FINANCE BY INSTRUMENT

- Investment loan **US\$ 50,477 million**
- Policy-based financing **US\$ 4,844 million**
- Grant **US\$ 3,306 million**
- Line of credit **US\$ 2,106 million**
- Guarantee **US\$ 1,931 million**
- Equity **US\$ 1,439 million**
- Results-based financing **US\$ 1,044 million**
- Other instruments **US\$ 898 million**



## TOTAL MDB CLIMATE FINANCE BY REGION

- Europe: EU **US\$ 26,366 million**
- Sub-Saharan Africa **US\$ 9,061 million**
- South Asia **US\$ 8,033 million**
- Latin America and the Caribbean **US\$ 6,708 million**
- East Asia and the Pacific **US\$ 6,445 million**
- Europe: Non-EU **US\$ 3,993 million**
- Middle East and North Africa **US\$ 2,880 million**
- Central Asia **US\$ 1,420 million**
- Multi-regional **US\$ 1,138 million**



## MDB CLIMATE FINANCE AND CO-FINANCE (IN US\$ MILLION)

